

EDCON-COMPONENTS



Specifications

Features

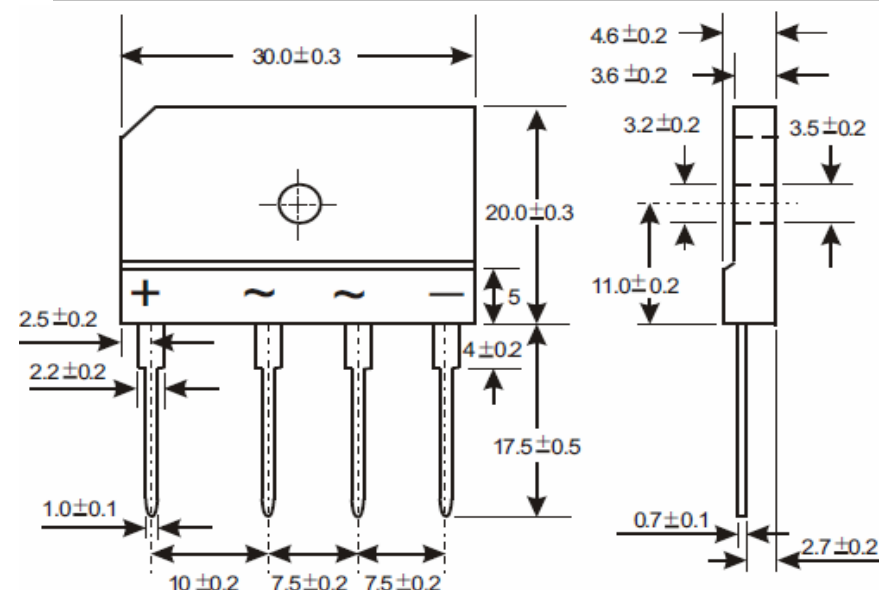
- This series is UL listed under the recognized Component index file number E142814
- The plastic material used carries Underwriters Laboratory flammability recognition 94V-0
- High surge current capability
- High case dielectric strength of 1500Vrms
- Case: Molded plastic body over passivated junctions
- Polarity symbols marked on the body
- Plated leads solderable per MIL-STD-750 Method 2026

Weight 7gr.

Maximum Ratings & Electrical Characteristics Ratings at 25°C ambient temperature

Parameter	Symbols	KBJ 15005	KBJ 1501	KBJ 1502	KBJ 1504	KBJ 1506	KBJ 1508	KBJ 1510	Unit
Maximum reccurent peak reverse Voltage	VRRM	50	100	200	400	600	800	1000	Volt
Maximum rms Input voltage	VRMS	35	70	140	280	420	560	700	Volt
Maximum dc blocking Voltage	VDC	50	100	200	400	600	800	1000	Volt
Maximum average forward output rectified TA=100°C	I(AV)	15							Amps
Peak forward surge current 8,3ms single half sine-wave	IFSM	240							Amps
Maximum forward voltage drop	VF	1,05							Volt
Maximum revese voltage TA=25°C	IR	10							µA
Maximum revese voltage TA=125°C	IR	500							µA
Operating and storage temperature range	TJ TSTG	-55°C to + 150°C							°C
I²t rating for fusing	I²t	240							A²t
Typical thermal resistance junction to case	R 0 JA	0,8							°C/W

Technical Drawing (Unit: inch(mm))



**Single Inline Bridge Rectifier
15A**

EDCON-Ser. **E15028**

International Serie: **KBJ15xx**

DRW:	Jason	CHKD	Wilson	MATL:	Wilson	TOLERANCE	Mason	DATE	10.05.2010
APPD:	Schumi			FINISH	Jamy		Sheet No.		1 from 5

www.edcon-components.com

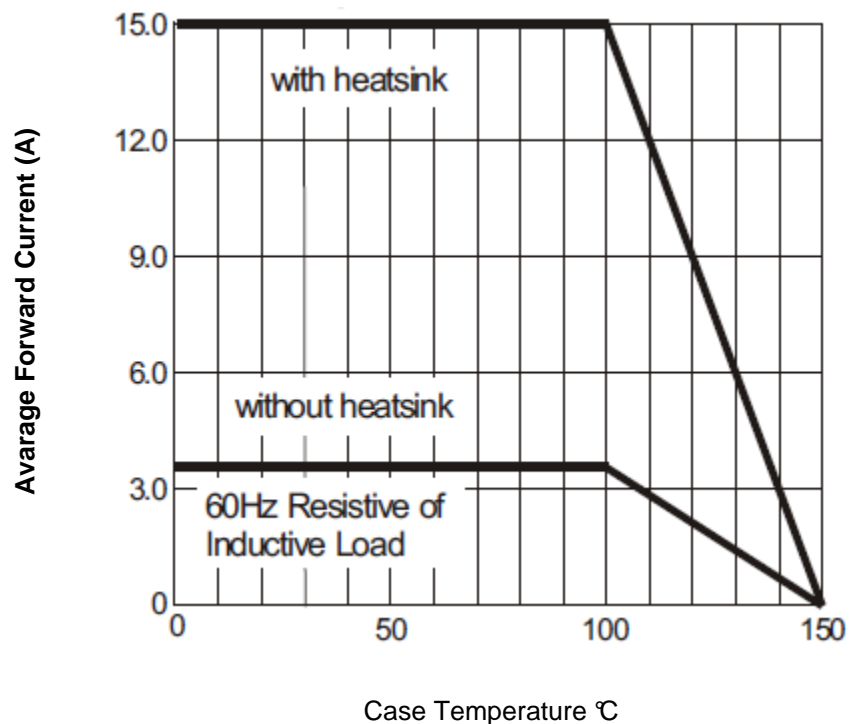
email: info@edcon-components.com

EDCON-COMPONENTS

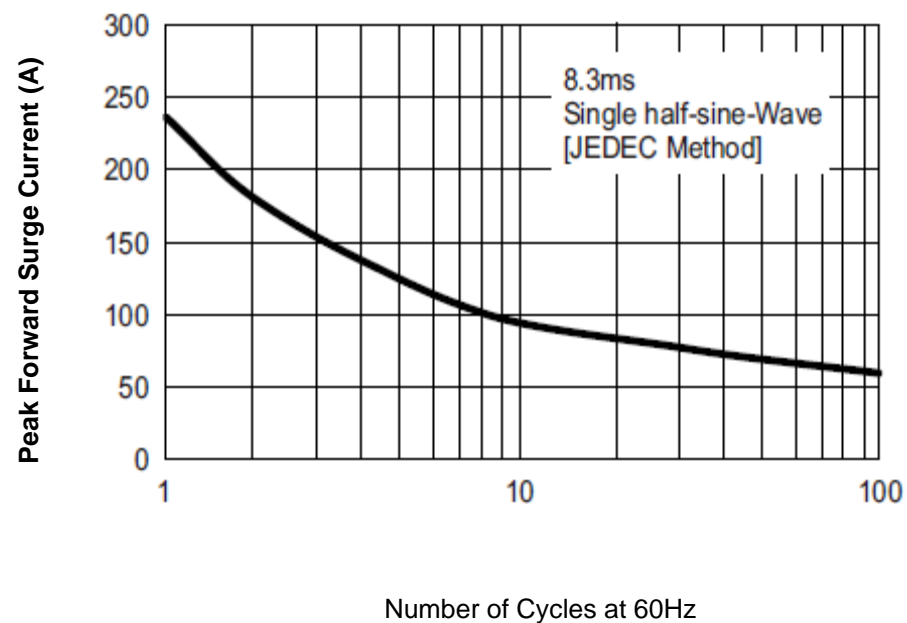


Rating & Characteristics Curves (TA=25°C unless otherwise noted)

Derating Curve for Output Rectified Current



Maximum NON Repetitive Forward Surge Current



**Single Inline Bridge Rectifier
15A**

EDCON-Ser. **E15028**

International Serie: **KBJ15xx**

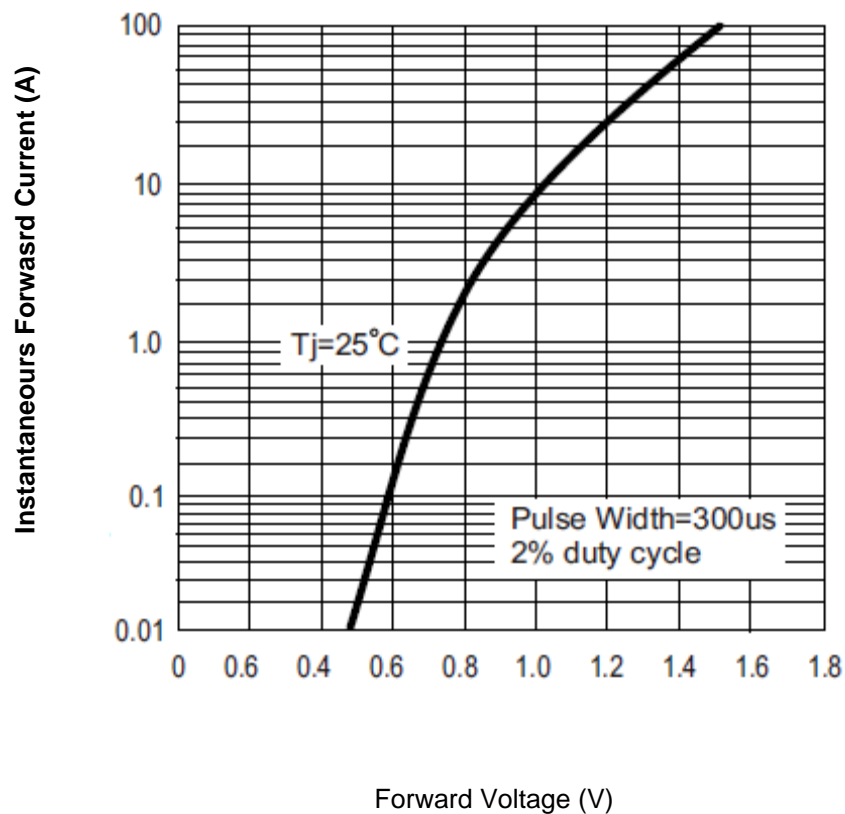
DRW:	Jason	CHKD	Wilson	MATL:	Wilson	TOLERANCE	Mason	DATE	10.05.2010
APPD:	Schumi			FINISH	Jamy		Sheet No.	2 from 5	

EDCON-COMPONENTS

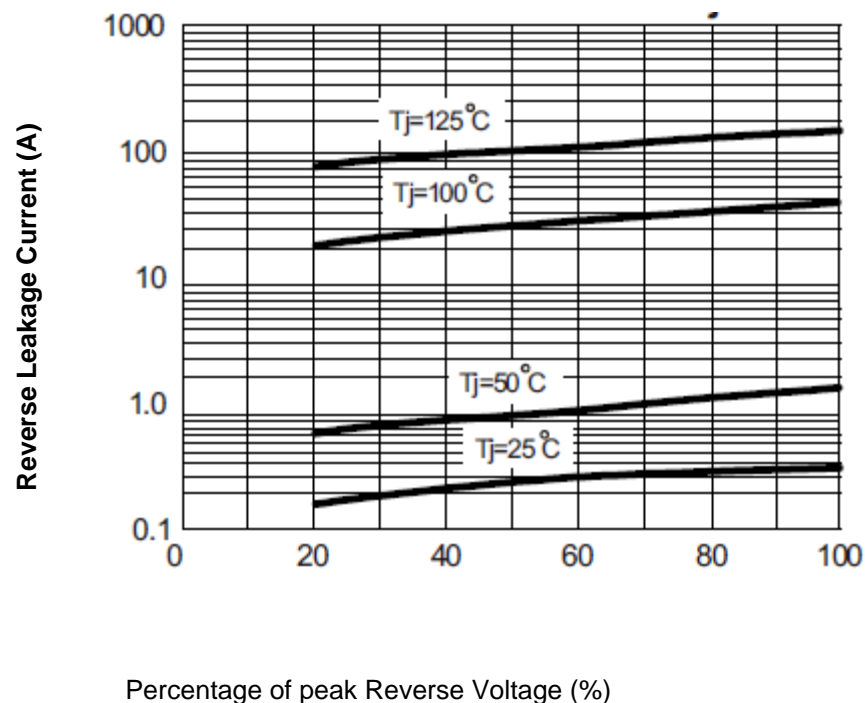


Rating & Characteristics Curves (TA=25°C unless otherwise noted)

Typical Forward Characteristics



Typical Reverse Characteristics



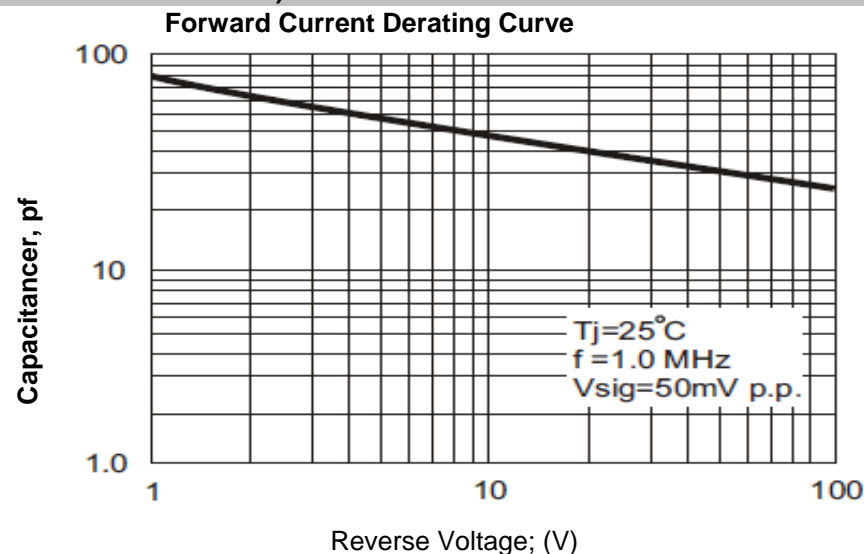
Single Inline Bridge Rectifier 15A	
EDCON-Ser.	E15028
International Serie:	KBJ15xx

DRW:	Jason	CHKD	Wilson	MATL:	Wilson	TOLERANCE	Mason	DATE	10.05.2010
APPD:	Schumi			FINISH	Jamy		Sheet No.		3 from 5

EDCON-COMPONENTS



Rating & Characteristics Curves (TA=25°C unless otherwise noted)



Ordering Informations

EDCON Serie	International Type	Lead information	ROHS	Package					
-------------	--------------------	------------------	------	---------	--	--	--	--	--

E15028	KBJ15xx	LL	R	BX					
---------------	----------------	-----------	----------	-----------	--	--	--	--	--

Look Voltage Code Table	LL = Long Lead	R = ROHS Conform	BX = Box
	L4 = Lead length 4mm	N = NON ROHS Conform	

Single Inline Bridge Rectifier 15A	
EDCON-Ser.	E15028
International Serie:	KBJ15xx

DRW:	Jason	CHKD	Wilson	MATL:	Wilson	TOLERANCE	Mason	DATE	10.05.2010
APPD:	Schumi			FINISH	Jamy		Sheet No.		4 from 5



Soldering Profile Curve

Classification Reflow Profile (JEDEC J-STD-020C)



Single In-Line Bridge Rectifier 15A	
EDCON-Ser.	E15028
International Serie:	KBJ15xx

DRW:	Jason	CHKD	Wilson	MATL:	Wilson	TOLERANCE	Mason	DATE	10.05.2010
APPD:	Schumi			FINISH	Jamy		Sheet No.	5 from 5	