

EDCON-COMPONENTS



Specifications

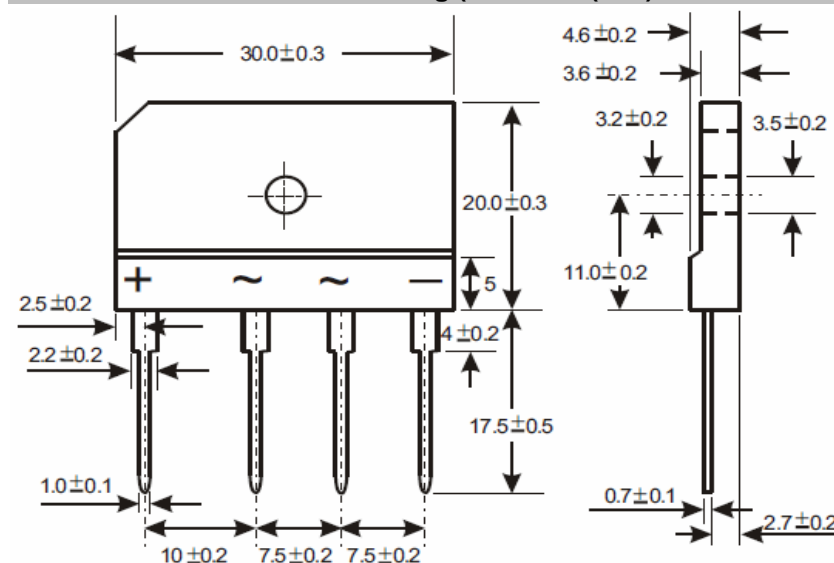
Features

- The plastic material used carries Underwriters Laboratory flammability recognition 94V-0
- High case dielectric strength of 1500Vrms
- Polarity symbols molded on body
- This series is UL listed under the Recognized Component Index file number E142814
- Plated leads solderable per MIL-STD-. 202 Method 208
- Polarity symbols marked on body
- High surge current capability
- Molded case body over passivated junctions
- Weight 7,0gr.

Maximum Ratings & Electrical Characteristics Ratings at 25°C ambient temperature

	Sym bols	KBJ 6005	KBJ 601	KBJ 602	KBJ 604	KBJ 606	KBJ 608	KBJ 610	Unit
Maximum reccurent peak reverse Voltage	VRRM	50	100	200	400	600	800	1000	Volt
Maximum rms Input voltage	VRMS	35	70	140	280	420	560	700	Volt
Maximum dc blocking Voltage	VDC	50	100	200	400	600	800	1000	Volt
Maximum average forward output rectified TA=100°C	I(AV)	6,0							Amps
Peak forward surge current 8,3ms single half sine-wave	IFSM	170							Amps
Maximum forward voltage drop	VF	1,0							Volt
Maximum revese voltage TA=25°C	IR	5							µA
Maximum revese voltage TA=125°C	IR	500							µA
Operating and storage temperature range	TJ TSTG	-55°C to + 150°C							°C
I ² t rating for fusing	I ² t	120							A ² t
Typical thermal resistance junction to case	R 0 JA	1,8							°C/W

Technical Drawing (Unit: inch(mm))



**Single Inline Bridge Rectifier
6,0A**

EDCON-Ser. **E15013**

International Serie: **KBJ6xx**

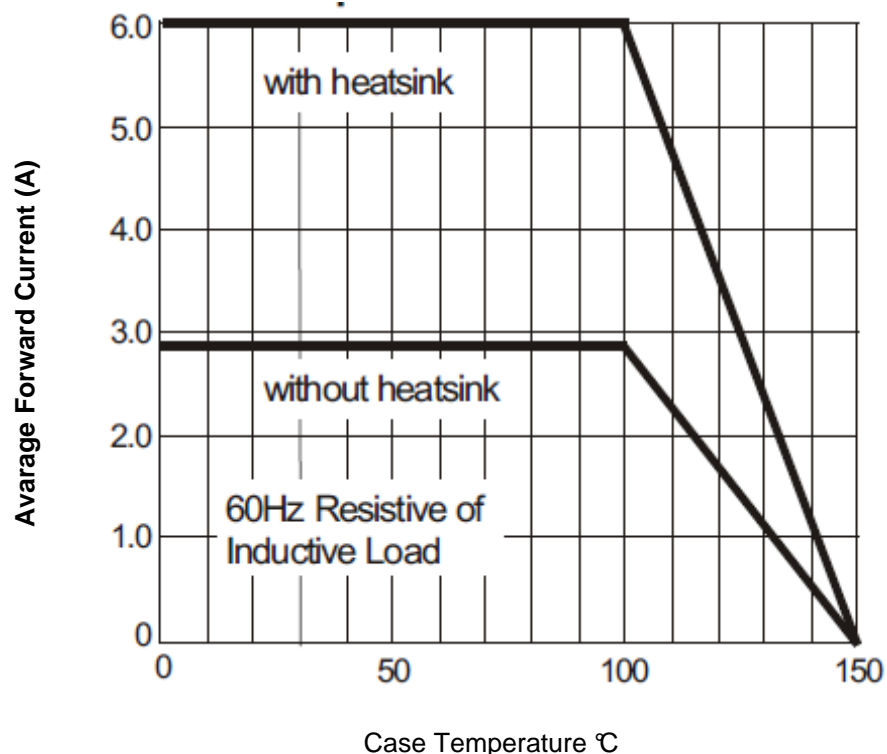
DRW:	Jason	CHKD	Wilson	MATL:	Wilson	TOLERANCE	Mason	DATE	10.05.2010
APPD:	Schumi			FINISH	Jamy		Sheet No.		1 from 5

EDCON-COMPONENTS

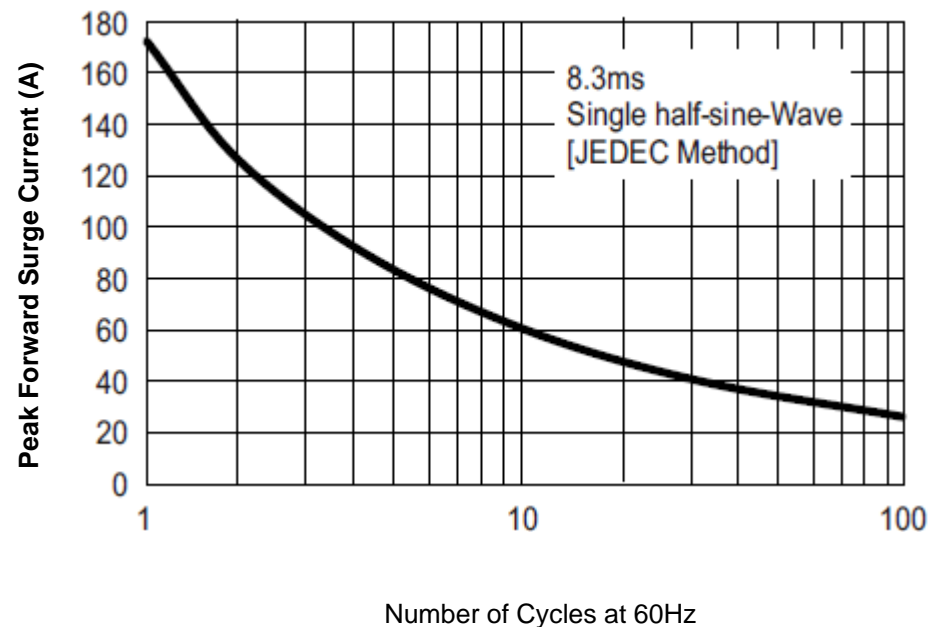


Rating & Characteristics Curves (TA=25°C unless otherwise noted)

Derating Curve for Output Rectified Current



Maximum NON Repetitive Forward Surge Current



**Single Inline Bridge Rectifier
6,0A**

EDCON-Ser. **E15013**

International Serie: **KBJ6xx**

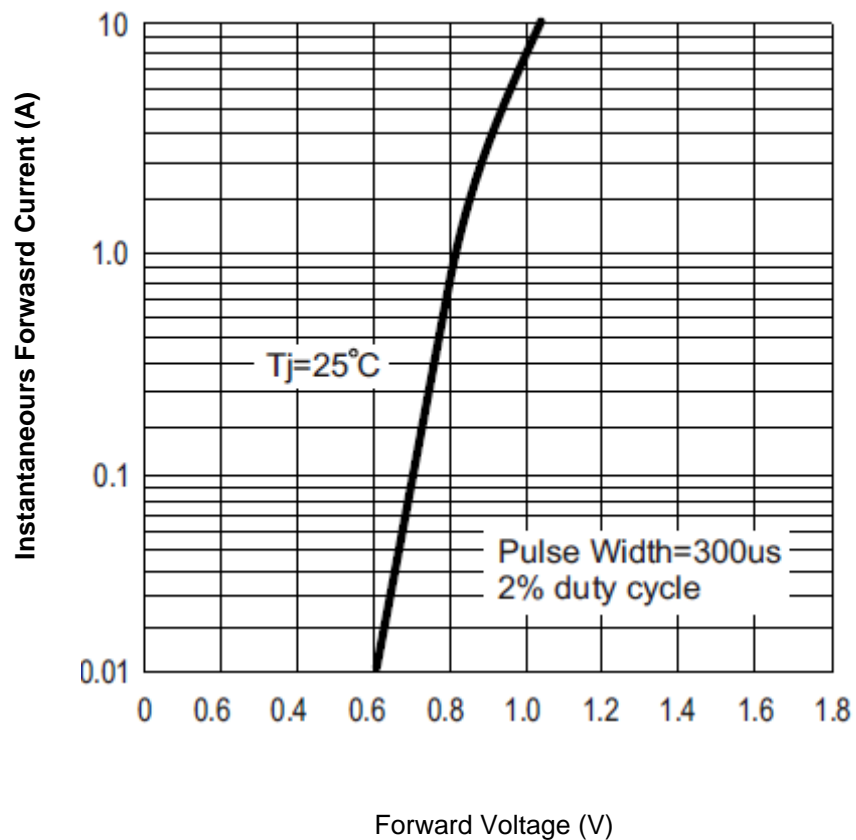
DRW:	Jason	CHKD	Wilson	MATL:	Wilson	TOLERANCE	Mason	DATE	10.05.2010
APPD:	Schumi			FINISH	Jamy		Sheet No.	2 from 5	

EDCON-COMPONENTS

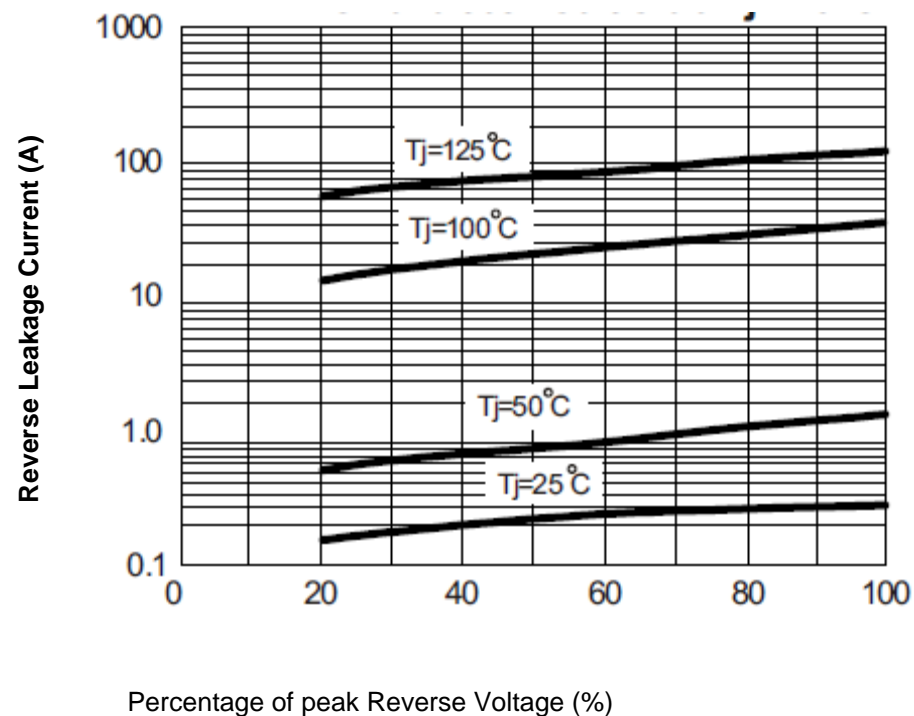


Rating & Characteristics Curves (TA=25°C unless otherwise noted)

Typical Forward Characteristics



Typical Reverse Characteristics



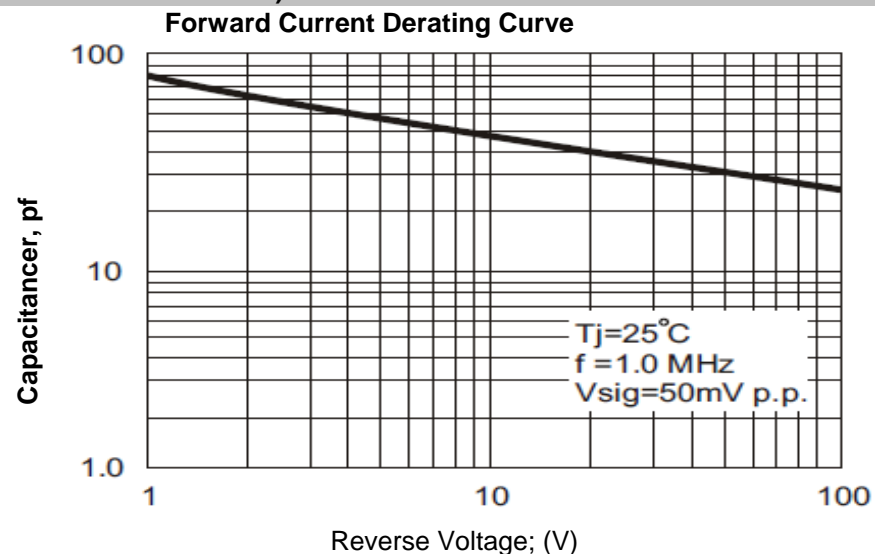
Single Inline Bridge Rectifier 6,0A	
EDCON-Ser.	E15013
International Serie:	KBJ6xx

DRW:	Jason	CHKD	Wilson	MATL:	Wilson	TOLERANCE	Mason	DATE	10.05.2010
APPD:	Schumi			FINISH	Jamy		Sheet No.	3 from 5	

EDCON-COMPONENTS



Rating & Characteristics Curves (TA=25°C unless otherwise noted)



Ordering Informations

EDCON Serie	International Type	NO function	ROHS	Package					
-------------	--------------------	-------------	------	---------	--	--	--	--	--

E15013	KBJ6xx	LL	R	BX					
---------------	---------------	-----------	----------	-----------	--	--	--	--	--

Look Voltage Code Table	LL = Long Lead	R = ROHS Conform	BX = Box
	L4 = Lead length 4mm	N = NON ROHS Conform	

Single Inline Bridge Rectifier 6,0A	
EDCON-Ser.	E15013
International Serie:	KBJ6xx

DRW:	Jason	CHKD	Wilson	MATL:	Wilson	TOLERANCE	Mason	DATE	10.05.2010
APPD:	Schumi			FINISH	Jamy		Sheet No.		4 from 5



Soldering Profile Curve

Classification Reflow Profile (JEDEC J-STD-020C)



Single In-Line Bridge Rectifier 6,0A	
EDCON-Ser.	E15013
International Serie:	KBJ6xx

DRW:	Jason	CHKD	Wilson	MATL:	Wilson	TOLERANCE	Mason	DATE	10.05.2010
APPD:	Schumi			FINISH	Jamy		Sheet No.	5 from 5	