

EDCON-COMPONENTS



Specifications

Features

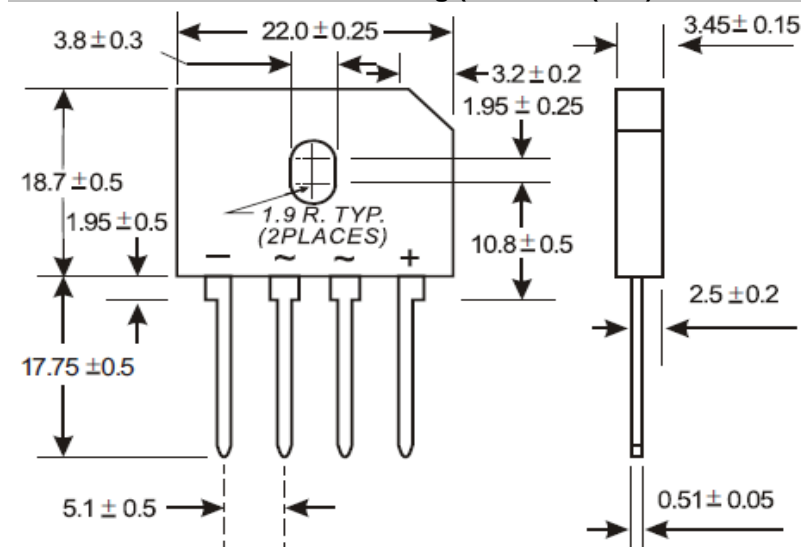
- The plastic material used carries Underwriters Laboratory flammability recognition 94V-0
- High surge current capability
- Polarity symbols molded on body
- Molded plastic body
- Plated leads solderable per MIL-STD-. 202 Method 208
- Polarity symbols marked on body

Weight 3,8gr.

Maximum Ratings & Electrical Characteristics Ratings at 25°C ambient temperature

	Sym bols	GBU 4005	GBU 401	GBU 402	GBU 404	GBU 406	GBU 408	GBU 410	Unit
Maximum reccurent peak reverse Voltage	VRRM	50	100	200	400	600	800	1000	Volt
Maximum rms Input voltage	VRMS	35	70	140	280	420	560	700	Volt
Maximum dc blocking Voltage	VDC	50	100	200	400	600	800	1000	Volt
Maximum average forward output rectified TA=100°C	I(AV)	4,0							Amps
Peak forward surge current 8,3ms single half sine-wave	IFSM	150							Amps
Maximum forward voltage drop	VF	1,1							Volt
Maximum revese voltage TA=25°C	IR	5							µA
Maximum revese voltage TA=125°C	IR	500							µA
Operating and storage temperature range	TJ TSTG	-55°C to + 150°C							°C
I²t rating for fusing	I²t	93							A²t
Typical thermal resistance junction to case	R 0 JA	3							°C/W

Technical Drawing (Unit: inch(mm))



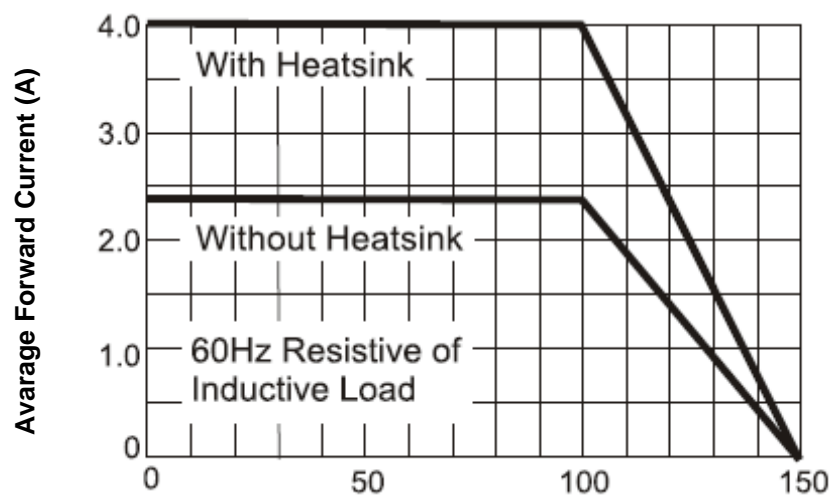
Single Inline Bridge Rectifier 4,0A	
EDCON-Ser.	E15006
International Serie:	GBU4xx

DRW:	Jason	CHKD	Wilson	MATL:	Wilson	TOLERANCE	Mason	DATE	10.05.2010
APPD:	Schumi			FINISH	Jamy		Sheet No.		1 from 5



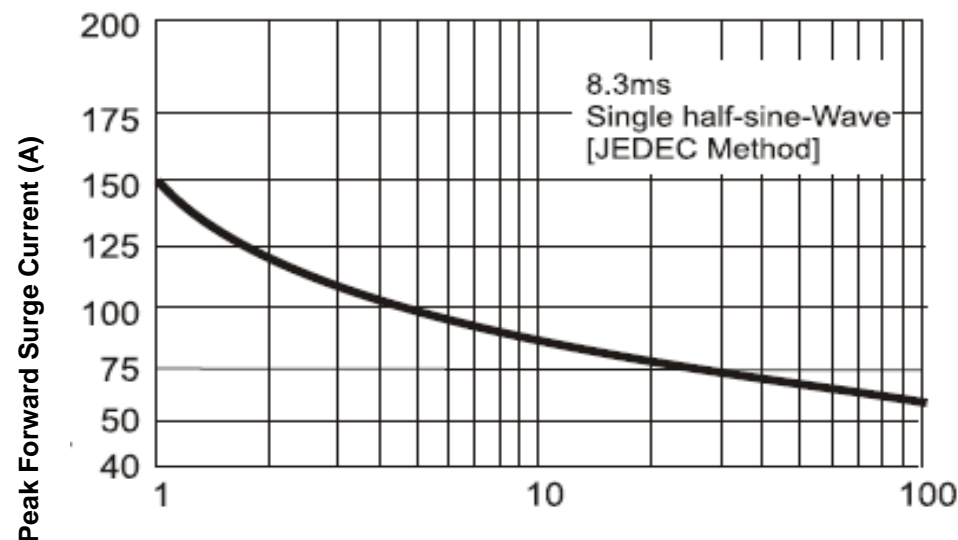
Rating & Characteristics Curves (TA=25°C unless otherwise noted)

Derating Curve for Output Rectified Current



Case Temperature °C

Maximum NON Repetitive Forward Surge Current



Number of Cycles at 60Hz

**Single Inline Bridge Rectifier
4,0A**

EDCON-Ser. **E15006**

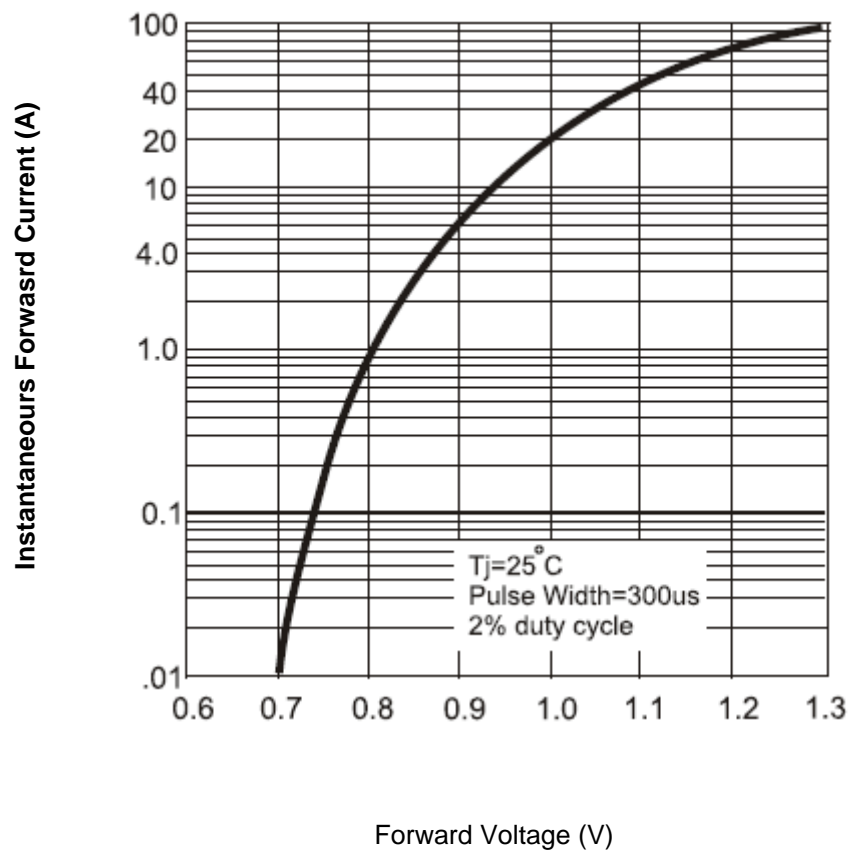
International Serie: **GBU4xx**

DRW:	Jason	CHKD	Wilson	MATL:	Wilson	TOLERANCE	Mason	DATE	10.05.2010
APPD:	Schumi			FINISH	Jamy		Sheet No.	2 from 5	

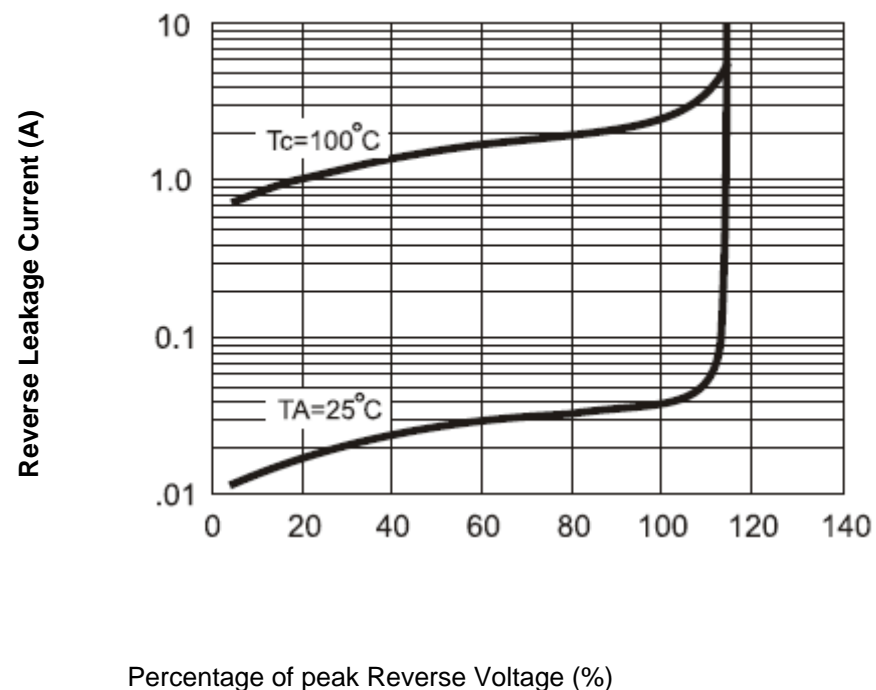


Rating & Characteristics Curves (TA=25°C unless otherwise noted)

Typical Forward Characteristics



Typical Reverse Characteristics



Single Inline Bridge Rectifier 4,0A	
EDCON-Ser.	E15006
International Serie:	GBU4xx

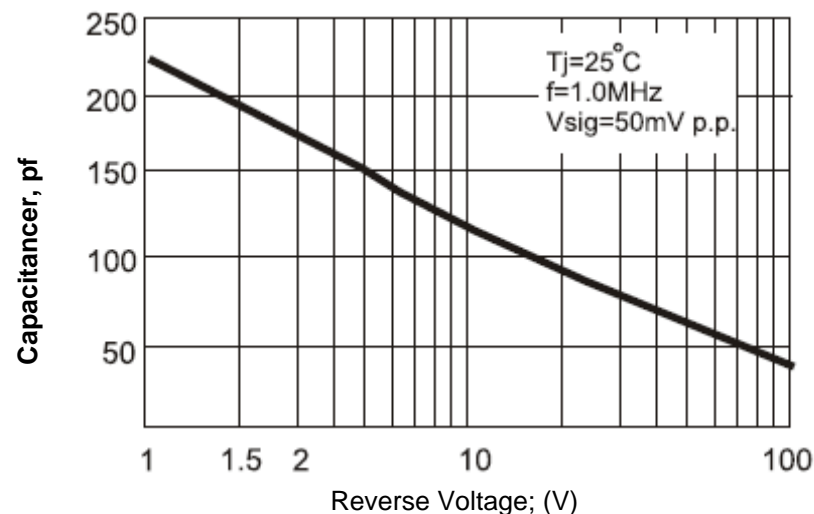
DRW:	Jason	CHKD	Wilson	MATL:	Wilson	TOLERANCE	Mason	DATE	10.05.2010
APPD:	Schumi			FINISH	Jamy		Sheet No.	3 from 5	

EDCON-COMPONENTS



Rating & Characteristics Curves (TA=25°C unless otherwise noted)

Forward Current Derating Curve



Ordering Informations

EDCON Serie	International Type	NO function	ROHS	Package					
-------------	--------------------	-------------	------	---------	--	--	--	--	--

E15006	GBU4xx	LL	R	BX					
---------------	---------------	-----------	----------	-----------	--	--	--	--	--

Look Voltage Code Table	LL = Long Lead	R = ROHS Conform	BX = Box
	L4 = Lead length 4mm	N = NON ROHS Conform	

Single Inline Bridge Rectifier 4,0A	
EDCON-Ser.	E15006
International Serie:	GBU4xx

DRW:	Jason	CHKD	Wilson	MATL:	Wilson	TOLERANCE	Mason	DATE	10.05.2010
APPD:	Schumi			FINISH	Jamy			Sheet No.	4 from 5



Soldering Profile Curve

Classification Reflow Profile (JEDEC J-STD-020C)



Single Inline Bridge Rectifier 4,0A	
EDCON-Ser.	E15006
International Serie:	GBU4xx

DRW:	Jason	CHKD	Wilson	MATL:	Wilson	TOLERANCE	Mason	DATE	10.05.2010
APPD:	Schumi			FINISH	Jamy		Sheet No.	5 from 5	