



R48001-900

Features:

Size Radial
Lead Free and compliant with the European Union
Fast tripping resettable circuit protection
Surface mount packaging for automated assembly

Technical Specifications:

I_h= Hold current maximum current device will pass without interruption in 25° C still air unless

I_T= Trip current: minimum current that will switch the device from low resistance, Resistance in 25°C still unless otherwise specified.

V_{max}= Maximum Voltage device can withstand without damage at rated current

V_{max. Interrupt}= Maximum interrupt voltage device can withstand without damage at current

I_{max}= Maximum fault current device can withstand without damage at rated voltage.

Time-TO-TRIP= Maximum Time to trip (s) at assigned current.

P_{d typ}= Typical Power dissipation : typical amount of power dissipated by the device when in state air environment

R_{min}= Minimum device resistance at 25°C prior to tripping

R_{max}= Minimum device resistance at 25°C prior to tripping

R_{1max}= The maximum resistance of the device at 25°C 1hour after being tripped or after reflow soldering:

Thermal Derating chart-I H (A)

Range	Maximum ambient operating temperature (°C)								
	-.40	-.20	0	23	40	50	60	70	85
9,0	13,20	11,90	10,70	9,00	7,90	7,20	6,40	5,60	4,20

Approval:



Radial POLY FUSE 16Volt

Part No.: **R48001-900**

Customer:

DRW:	Lexua	CHKD	Wilson	MATL:	ChuChu	DATE	06.04.2009
APPD:	Jimmy			FINISH	Josy	Sheet	1 from 3

Copyright by EDCON-COMPONENTS H.Schmitt 11.6.2009

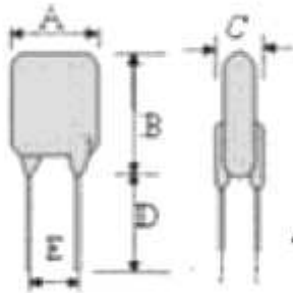


Technical Drawing and Informations

Dimensions

A (mm)		B (mm)		C (mm)		D (mm)		E (mm)	
Min.	Max.	Min.	Max.	Min.	Max.	Min.	Max.	Min.	Max.
13,00	14,00	16,80	21,70	2,00	3,00	7,60		4,30	5,80

Type 1



Performance Rating:

Range	ICH	IT	V max	I m ax	Pd typ	Maximum Time to Trip		Resistance:		
	(A)	(A)	(V DC)	(A)	(W)	Current (A)	Time (Sec.)	Rmin (Ω)	Rmax (Ω)	R1max (Ω)
	9,00	9,00	15,3	16,0	100,0	3,3	45,0	5,5	0,0047	0,0092

Radial POLY FUSE 16Volt

Part No.: **R48001-900**

Customer:

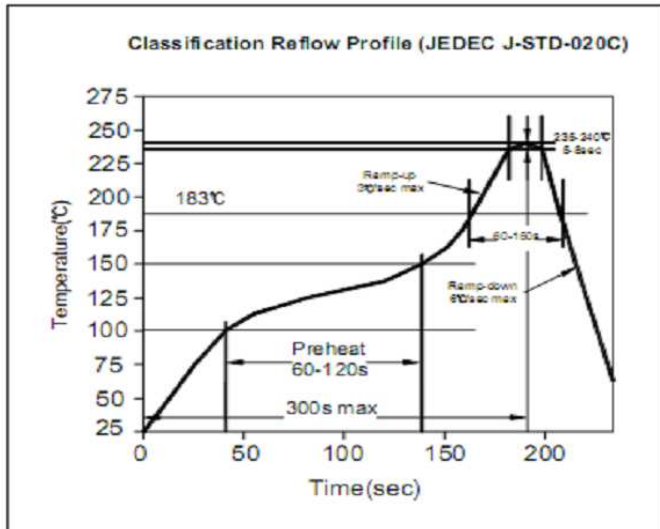
DRW:	Lexua	CHKD	Wilson	MATL:	ChuChu	DATE	06.04.2009
APPD:	Jimmy			FINISH	Josy	Sheet	2 from 3

Copyright by EDCON-COMPONENTS H.Schmitt 11.6.2009

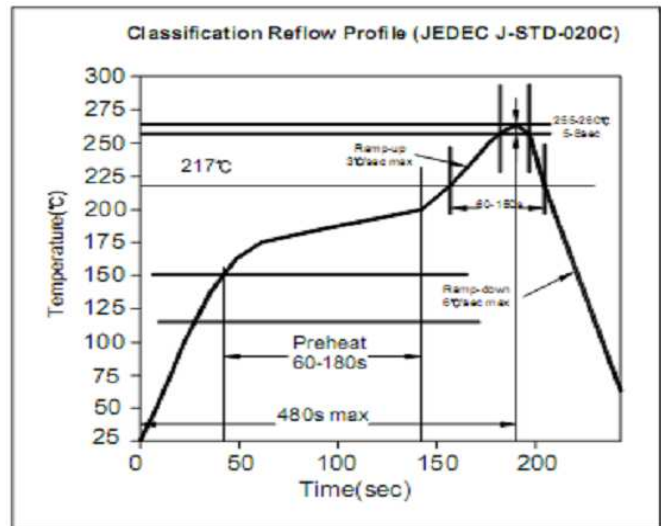


Soldering Information

Lead Solder Performance



Lead free Solder Performance



Ordering Informations:

Item-No. & Range	ROHS	Packing
------------------	------	---------

R48001-900	R	BU
-------------------	----------	-----------

900 = 9,00A

R= ROHS

BU= Bulk / Standard

N= Non ROHS

TR= Tape / Reel

Radial POLY FUSE 16Volt

Part No.: **R48001-900**

Customer:

DRW:	Lexua	CHKD	Wilson	MATL:	ChuChu	DATE	06.04.2009
APPD:	Jimmi			FINISH	Josi	Sheet	3 from 3