



R48001-300

Features:

Size Radial
Lead Free and compliant with the European Union
Fast tripping resettable circuit protection
Surface mount packaging for automated assembly

Technical Specifications:

I_h= Hold current maximum current device will pass without interruption in 25° C still air unless

I_T= Trip current: minimum current that will switch the device from low resistance, Resistance in 25°C still unless otherwise specified.

V_{max}= Maximum Voltage device can withstand without damage at rated current

V_{max. Interrupt}= Maximum interrupt voltage device can withstand without damage at current

I_{max}= Maximum fault current device can withstand without damage at rated voltage.

Time-TO-TRIP= Maximum Time to trip (s) at assigned current.

P_{d typ}= Typical Power dissipation : typical amount of power dissipated by the device when in state air environment

R_{min}= Minimum device resistance at 25°C prior to tripping

R_{max}= Minimum device resistance at 25°C prior to tripping

R_{1max}= The maximum resistance of the device at 25°C 1hour after being tripped or after reflow soldering:

Thermal Derating chart-I H (A)

Range	Maximum ambient operating temperature (°C)								
	-.40	-.20	0	23	40	50	60	70	85
3,0	4,40	4,00	3,60	3,00	2,60	2,40	2,10	1,90	1,40

Approval:



Radial POLY FUSE 16Volt

Part No.: **R48001-300**

Customer:

DRW:	Lexua	CHKD	Wilson	MATL:	ChuChu	DATE	06.04.2009
APPD:	Jimmy			FINISH	Josy	Sheet	1 from 3

Copyright by EDCON-COMPONENTS H.Schmitt 11.6.2009

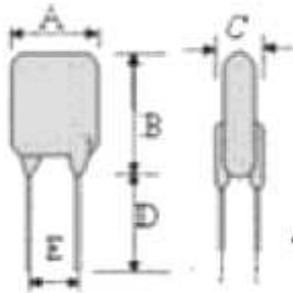


Technical Drawing and Informations

Dimensions

A (mm)		B (mm)		C (mm)		D (mm)		E (mm)	
Min.	Max.	Min.	Max.	Min.	Max.	Min.	Max.	Min.	Max.
6,10	7,10	6,10	11,00	2,00	3,00	7,60		4,30	5,80

Type 1



Performance Rating:

Range	ICH	IT	V max	I m ax	Pd typ	Maximum Time to Trip		Resistance:		
	(A)	(A)	(V DC)	(A)	(W)	Current (A)	Time (Sec.)	Rmin (Ω)	Rmax (Ω)	R1max (Ω)
	3,00	3,00	5,1	16,0	100,0	2,3	15,0	1,0	0,038	0,0645

Radial POLY FUSE 16Volt

Part No.: **R48001-300**

Customer:

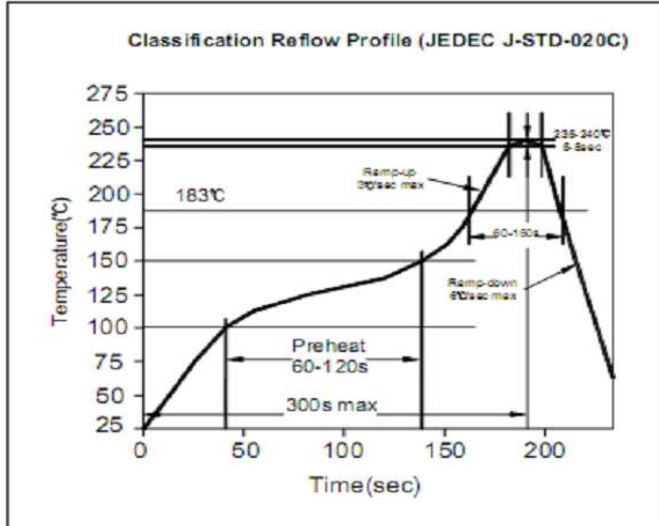
DRW:	Lexua	CHKD	Wilson	MATL:	ChuChu	DATE	06.04.2009
APPD:	Jimmy			FINISH	Josy	Sheet	2 from 3

Copyright by EDCON-COMPONENTS H.Schmitt 11.6.2009

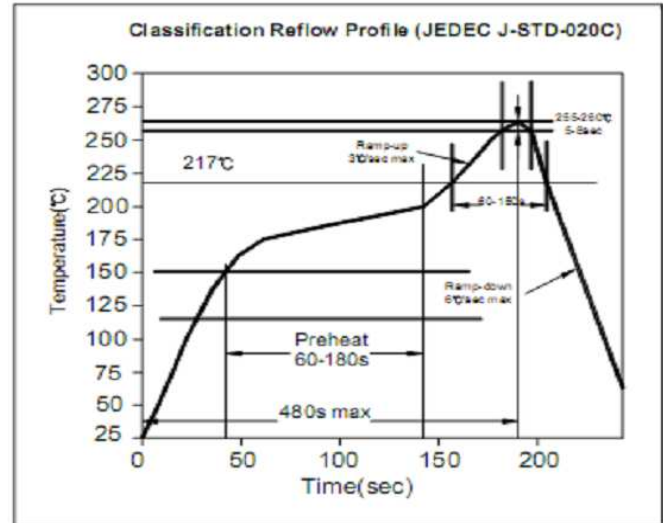


Soldering Information

Lead Solder Performance



Lead free Solder Performance



Ordering Informations:

Item-No. & Range	ROHS	Packing
------------------	------	---------

R48001-300	R	BU
-------------------	----------	-----------

300 = 3,00A

R= ROHS	BU= Bulk / Standard
N= Non ROHS	TR= Tape / Reel

Radial POLY FUSE 16Volt

Part No.: **R48001-300**

Customer:

DRW:	Lexua	CHKD	Wilson	MATL:	ChuChu	DATE	06.04.2009
APPD:	Jimmi			FINISH	Josi	Sheet	3 from 3