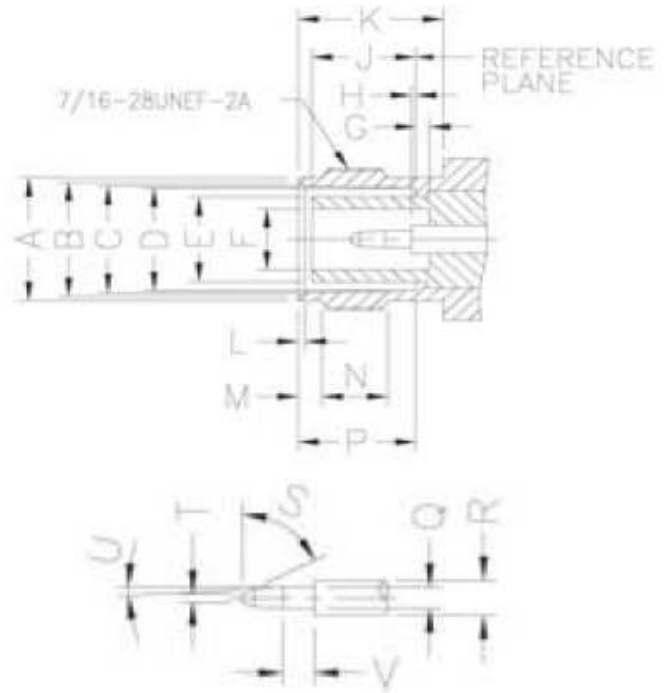
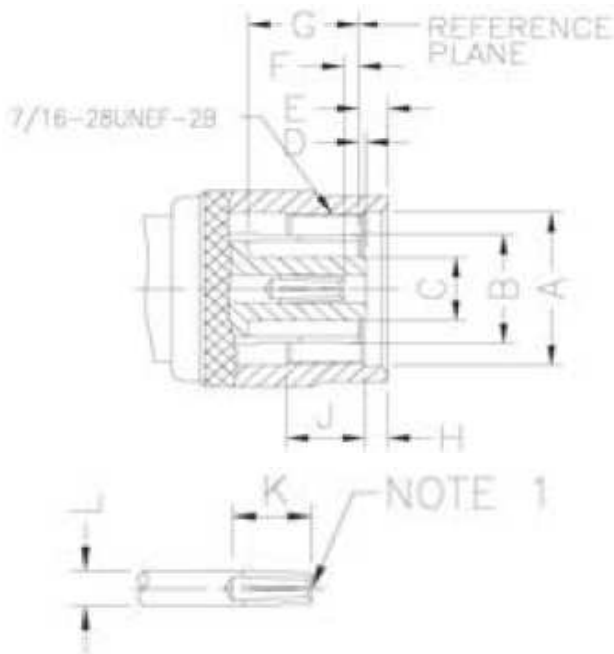




**General**

**INTERFACE MATING DIMENSIONS**



Plug					
Letter	mm		Letter	mm	
	min.	max.		min.	max.
A	11.18	---	E	---	1.98
B	Fleard to meet Good Electrical Contact		F	0.61	1.12
			G	7.52	---
			H	1.60	---
C	---	4.72	J	3.96	---
D	0.03	0.53	K	4.95	---
			L	2.06	2.21

Jack					
Letter	mm		Letter	mm	
	min.	max.		min.	max.
A	9.60	9.70	L	0.38	0.76
B	8.79	9.04	M	1.73	2.24
C	8.31	8.46	N	4.75	---
D	8.10	8.15	P	8.31	8.51
E	---	6.65	Q	1.32	1.37
F	4.83	---	R	2.06	2.21
G	0.53	1.04	S	55°	65°
H	0.00	0.25	T	---	0.64
J	---	7.52	U	1.00	4.00
K	10.52	---	V	1.98	---

**Note:** I.D. to meet VSWR and Contact Resistance when mated with 1.32/1.37 mm dia. pin.

<b>Cable, Crimp TNC Reverse Polarity</b>	
Part No.:	<b>T55W1023</b>
Customer:	

DRW:	Dong	CHKD	Chang	MATL:	Chui	DATE	11.05.2010
APPD:	Ping			FINISH	Hui	Sheet	1 from 3



**Specifications**

<i>Electrical</i>		
Impedance		50 Ω
Frequency Range		0 - 10 GHz
Working Voltage		500 VRMS max.
Dielectric Withstanding Voltage		1500 VRMS min.
VSWR	Straight	1.3 max.
	Right Angle	1.5 max.
Contact Resistance	Center Contact	3 mΩ max.
	Outer Contact	2 mΩ max.
Insulator Resistance		5000 MΩ min.

<i>Material</i>		
Parts Name	Material	Finish
Body, Metal Parts	Brass per QQ-B-626	Nickel 70 micro-inches
Center Contacts	Male: Brass per QQ-B-626 Female: Phosphor Bronze per QQ-C-750	Gold 3 micro-inches Gold 3 micro-inches
Insulators	Teflon, Delrin	None
Crimp Ferrules	Annealed Brass	Nickel 70 micro-inches
Clamp Gaskets	Silicone rubber	None

<i>Mechanical &amp; Environmental</i>	
Engagement Force	2 in-lbs. max.
Disengagement Force	2 in-lbs. max.
Coupling Nut Retention	100 lbs. min.
Coupling Proof Torque	15 in-lbs. Min.
Contact Retention	6 lbs. min.
Durability (Mating)	500 cycles
Temperature Range	-65°C ~ 165°C
Vibration	MIL-STD-202 Method 204 Test Cond. B
Salt Spray	MIL-STD-202 Method 101 Test Cond. B
Thermal Shock	MIL-STD-202 Method 107 Test Cond. B

**Cable, Crimp  
 TNC Reverse Polarity**

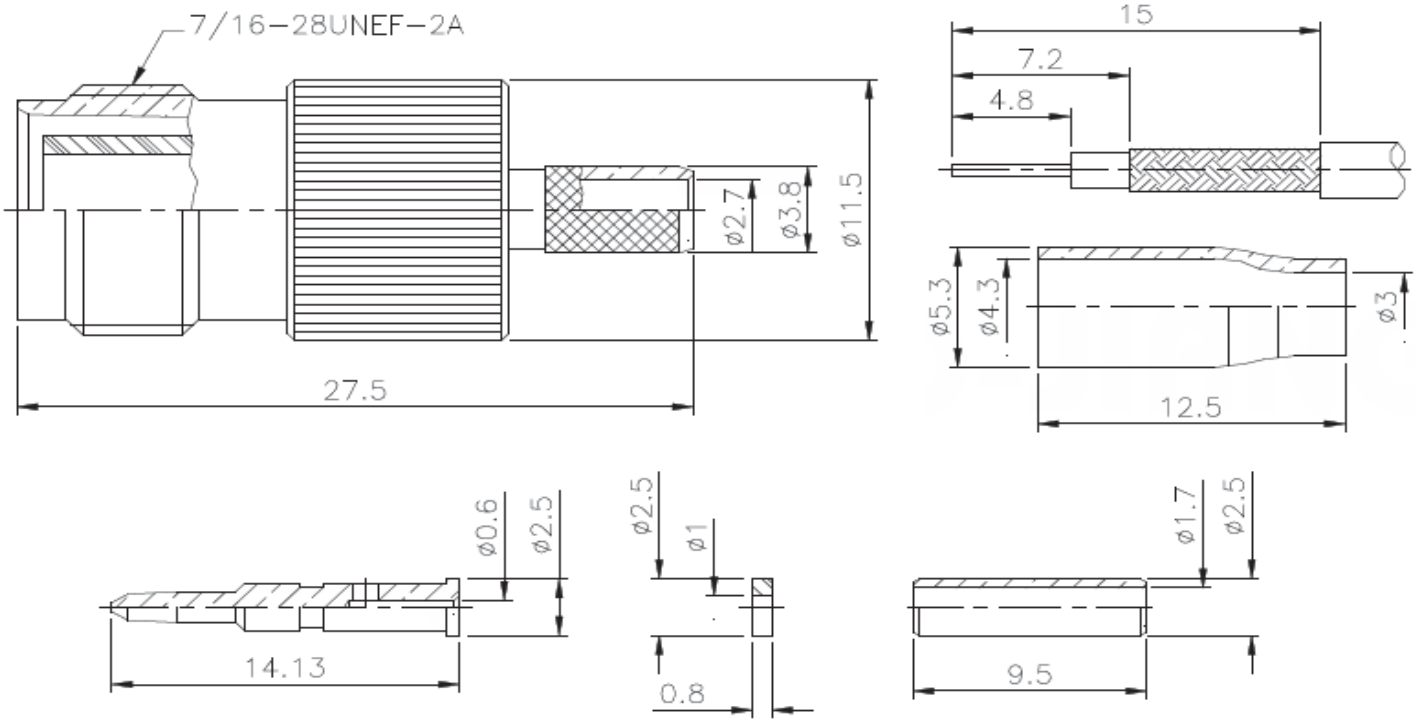
Part No.: **T55W1023**

Customer:

DRW:	Dong	CHKD	Chang	MATL:	Chui	DATE	11.05.2010
APPD:	Ping			FINISH	Hui	Sheet	2 from 3



**Technical Drawing**



**Odering Information**

Serie	-	Cable Group	Impedance	No Function	RoHS	Packing
T55W1023	-	A9	50	XX	R	BU
EDCON-Serie	-	A9 = RG-174/U, 188A/U, 316/U, LMR-100	50 = 50 Ω	XX	N = no RoHS conform R = RoHS conform	BU = Bulk Ware IV = Individual Packing

<b>Cable, Crimp</b> <b>TNC Reverse Polarity</b>	
Part No.:	<b>T55W1023</b>
Customer:	

DRW:	Dong	CHKD	Chang	MATL:	Chui	DATE	11.05.2010
APPD:	Ping			FINISH	Hui	Sheet	3 from 3