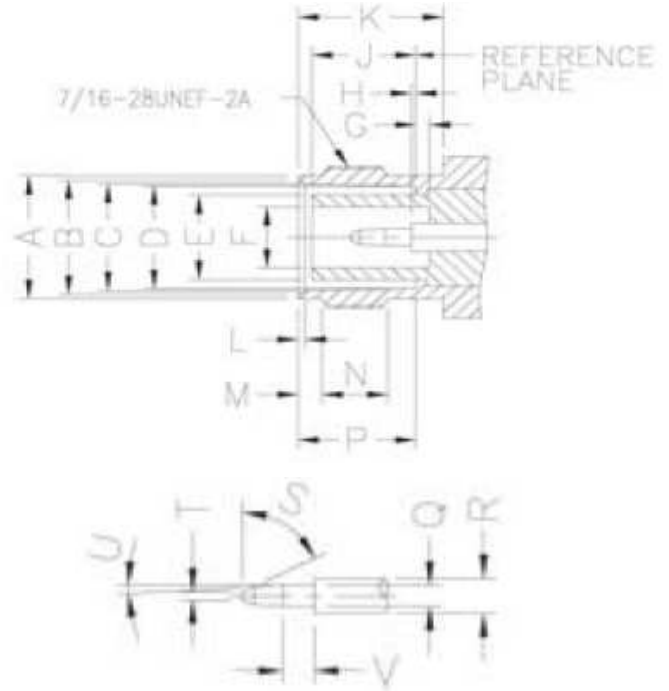
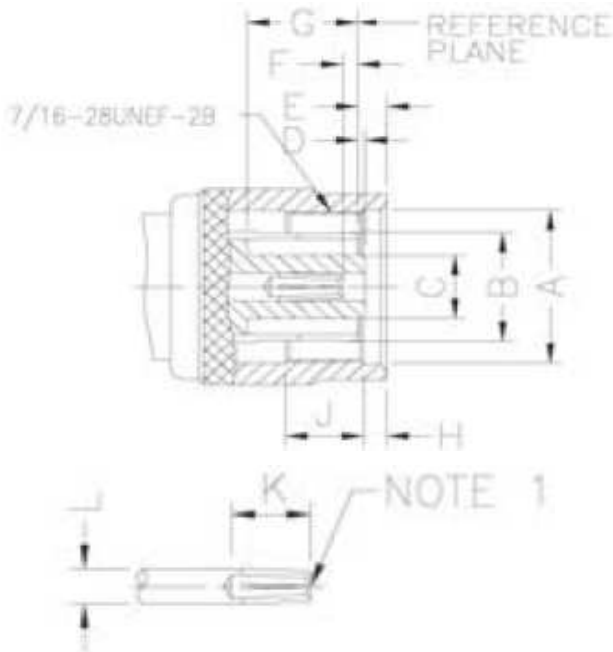




General

INTERFACE MATING DIMENSIONS



| Plug | | | | | |
|--------|--|------|--------|------|------|
| Letter | mm | | Letter | mm | |
| | min. | max. | | min. | max. |
| A | 11.18 | --- | E | --- | 1.98 |
| B | Fleard to meet Good Electrical Contact | | F | 0.61 | 1.12 |
| | | | G | 7.52 | --- |
| | | | H | 1.60 | --- |
| C | --- | 4.72 | J | 3.96 | --- |
| | D | 0.03 | 0.53 | K | 4.95 |
| | | | L | 2.06 | 2.21 |

| Jack | | | | | |
|--------|-------|------|--------|------|------|
| Letter | mm | | Letter | mm | |
| | min. | max. | | min. | max. |
| A | 9.60 | 9.70 | L | 0.38 | 0.76 |
| B | 8.79 | 9.04 | M | 1.73 | 2.24 |
| C | 8.31 | 8.46 | N | 4.75 | --- |
| D | 8.10 | 8.15 | P | 8.31 | 8.51 |
| E | --- | 6.65 | Q | 1.32 | 1.37 |
| F | 4.83 | --- | R | 2.06 | 2.21 |
| G | 0.53 | 1.04 | S | 55° | 65° |
| H | 0.00 | 0.25 | T | --- | 0.64 |
| J | --- | 7.52 | U | 1.00 | 4.00 |
| K | 10.52 | --- | V | 1.98 | --- |

Note: I.D. to meet VSWR and Contact Resistance when mated with 1.32/1.37 mm dia. pin.

| | |
|--|-----------------|
| Cable, Crimp TNC Reverse Polarity | |
| Part No.: | T55W1011 |
| Customer: | |

| | | | | | | | |
|-------|------|------|-------|--------|------|-------|------------|
| DRW: | Dong | CHKD | Chang | MATL: | Chui | DATE | 04.12.2009 |
| APPD: | Ping | | | FINISH | Hui | Sheet | 1 from 3 |



Specifications

| <i>Electrical</i> | | |
|---------------------------------|----------------|----------------|
| Impedance | | 50 Ω |
| Frequency Range | | 0 - 10 GHz |
| Working Voltage | | 500 VRMS max. |
| Dielectric Withstanding Voltage | | 1500 VRMS min. |
| VSWR | Straight | 1.3 max. |
| | Right Angle | 1.5 max. |
| Contact Resistance | Center Contact | 3 mΩ max. |
| | Outer Contact | 2 mΩ max. |
| Insulator Resistance | | 5000 MΩ min. |

| <i>Material</i> | | |
|-------------------|--|--|
| Parts Name | Material | Finish |
| Body, Metal Parts | Brass per QQ-B-626 | Nickel 70 micro-inches |
| Center Contacts | Male: Brass per QQ-B-626 Female: Phosphor Bronze per QQ-C-750 | Gold 3 micro-inches Gold 3 micro-inches |
| Insulators | Teflon, Delrin | None |
| Crimp Ferrules | Annealed Brass | Nickel 70 micro-inches |
| Clamp Gaskets | Silicone rubber | None |

| <i>Mechanical & Environmental</i> | |
|---------------------------------------|-------------------------------------|
| Engagement Force | 2 in-lbs. max. |
| Disengagement Force | 2 in-lbs. max. |
| Coupling Nut Retention | 100 lbs. min. |
| Coupling Proof Torque | 15 in-lbs. Min. |
| Contact Retention | 6 lbs. min. |
| Durability (Mating) | 500 cycles |
| Temperature Range | -65°C ~ 165°C |
| Vibration | MIL-STD-202 Method 204 Test Cond. B |
| Salt Spray | MIL-STD-202 Method 101 Test Cond. B |
| Thermal Shock | MIL-STD-202 Method 107 Test Cond. B |

**Cable, Crimp
 TNC Reverse Polarity**

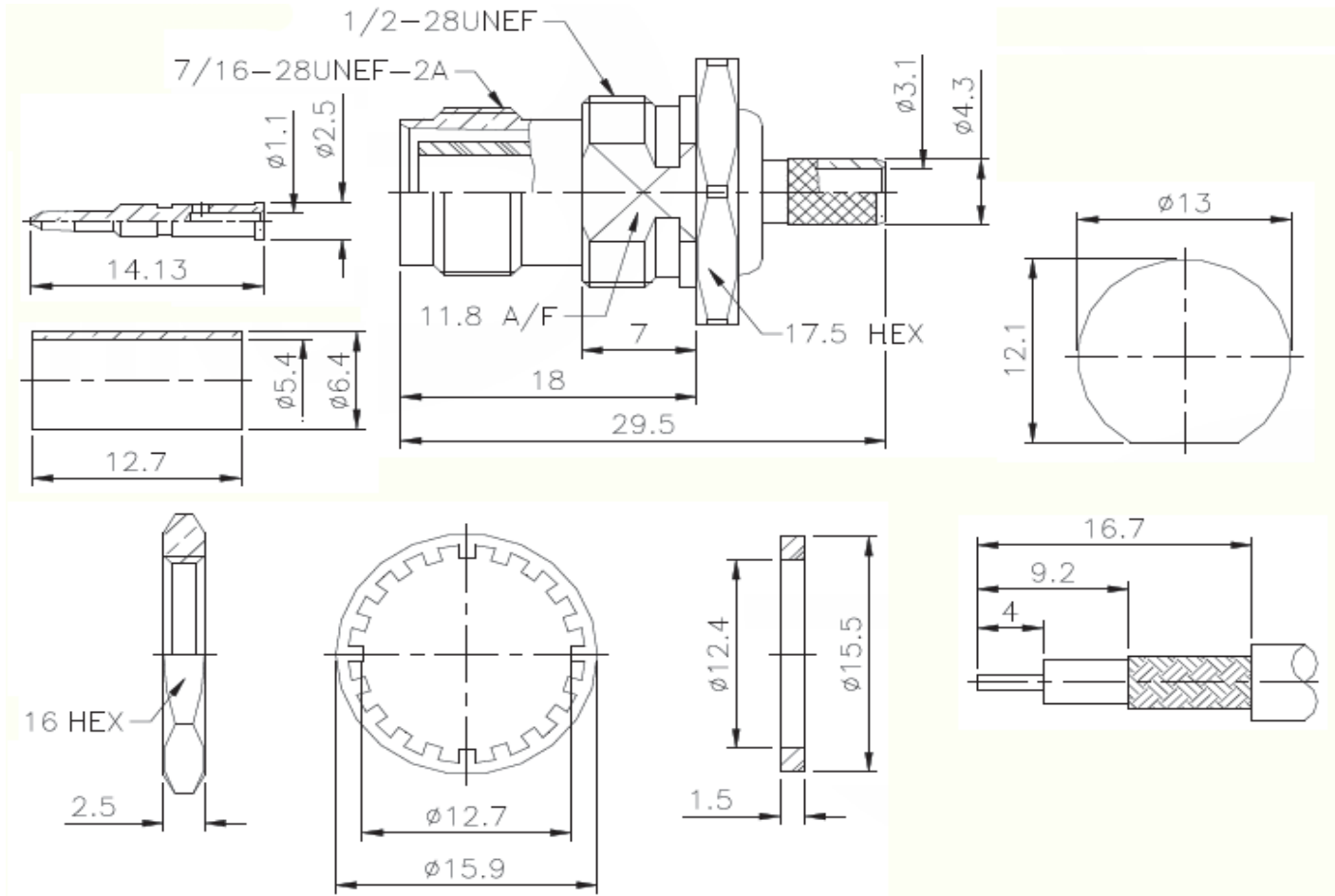
Part No.: **T55W1011**

Customer:

| | | | | | | | |
|-------|------|------|-------|--------|------|-------|------------|
| DRW: | Dong | CHKD | Chang | MATL: | Chui | DATE | 04.12.2009 |
| APPD: | Ping | | | FINISH | Hui | Sheet | 2 from 3 |



Technical Drawing



Ordering Information

| Serie | - | Cable Group | Impedance | No Function | RoHS | Packing |
|-----------------|---|-----------------------------------|---------------------|-------------|---|---|
| T55W1011 | - | A1 | 50 | XX | R | BU |
| EDCON-Serie | - | A1 = 58/U, 58A/U, 58C/U | 50 = 50 Ω | XX | N = no RoHS conform R = RoHS conform | BU = Bulk Ware IV = Individual Packing |

Cable, Crimp
TNC Reverse Polarity

Part No.: **T55W1011**

Customer:

| | | | | | | | |
|-------|------|------|-------|--------|------|-------|------------|
| DRW: | Dong | CHKD | Chang | MATL: | Chui | DATE | 04.12.2009 |
| APPD: | Ping | | | FINISH | Hui | Sheet | 3 from 3 |