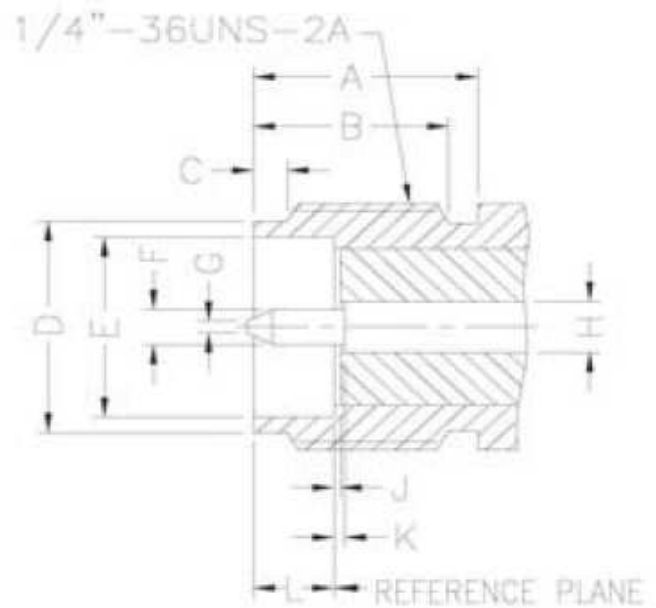
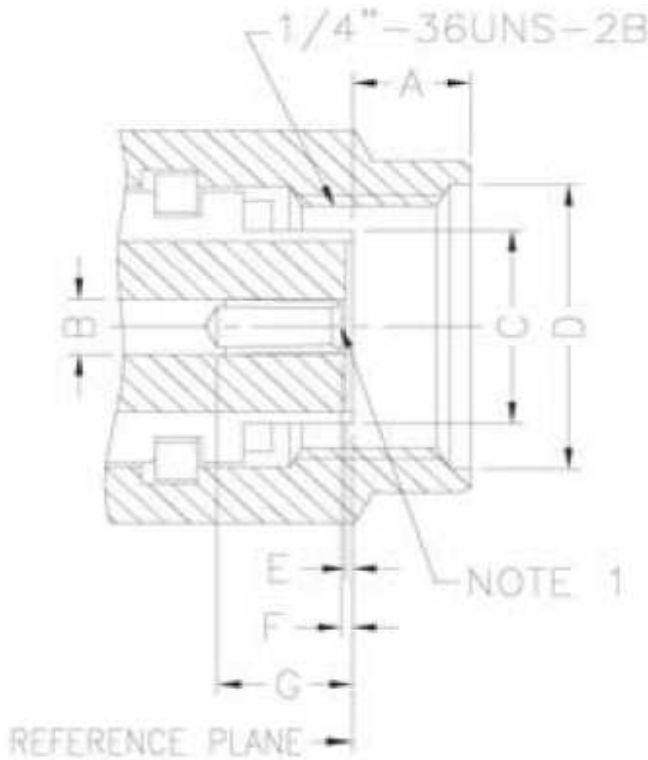




General

Reverse Polarity connectors are designed for using in spread spectrum wireless applications which a non-standard interface is needed.

INTERFACE MATING DIMENSIONS



Plug		
Letter	mm	
	min.	max.
A	2.54	3.43
B	1.24	1.30
C	4.53	4.59
D	6.35	6.73
E	0.00	0.25
F	0.00	0.25
G	2.92	---

Jack		
Letter	mm	
	min.	max.
A	5.54	---
B	4.32	---
C	0.38	1.14
D	5.28	5.49
E	4.60	4.67
F	0.90	0.94
G	0.00	0.38
H	1.24	1.30
J	0.00	0.25
K	0.00	0.25
L	1.88	1.98

Note: I.D. to meet VSWR and Contact Resistance when mated with 0.90/0.94 mm dia. pin.

Crimp Jack SMA Reverse Polarity	
Part No.:	T55U1022
Customer:	

DRW:	Dong	CHKD	Chang	MATL:	Chui	DATE	04.12.2009
APPD:	Ping			FINISH	Hui	Sheet	1 from 3



Specifications

<i>Electrical</i>		
Impedance		50 Ω
Frequency Range		0 - 12.4 GHz on Flexible cable 0 - 18 GHz on Semi-rigid cable
Working Voltage		RG-178 : 170 VRMS max. RG-316, .085" : 250 VRMS max. RG-142, .141" : 335 VRMS max.
Dielectric Withstanding Voltage		RG-178 : 500 VRMS max. RG-316, .085" : 750 VRMS max. RG-142, .141" : 1000 VRMS max.
VSWR	Straight Right Angle	1.3 max. 1.5 max.
Contact Resistance	Center Contact Outer Contact	6 mΩ max. 3 mΩ max.
Insulator Resistance		1000 MΩ min.

<i>Material</i>		
Parts Name	Material	Finish
Body, Metal Parts	Brass per QQ-B-626	Gold 3 micro-inches
Center Contacts	Male: Brass per QQ-B-626 Female: Beryllium copper per QQ-C-530	Gold 30 micro-inches Gold 30 micro-inches
Insulators	Teflon	None
Crimp Ferrules	Annealed Brass	Gold 3 micro-inches
Clamp Gaskets	Silicone rubber	None

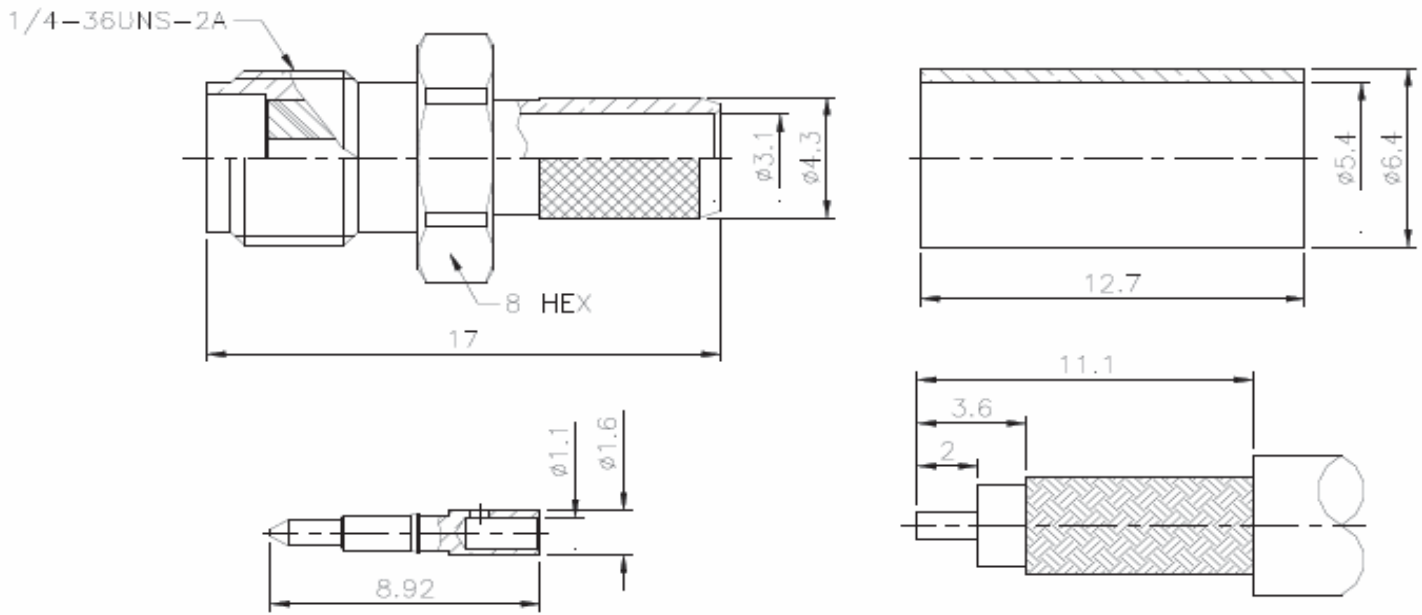
<i>Mechanical & Environmental</i>	
Engagement Force	16 in-ozs. max.
Disengagement Force	16 in-ozs. max.
Coupling Nut Retention	35 lbs. min.
Coupling Proof Torque	100 in-ozs. min.
Contact Retention	4 lbs. min.
Durability (Mating)	500 cycles
Temperature Range	-65°C ~ 165°C
Vibration	MIL-STD-202 Method 204 Test Cond. B
Salt Spray	MIL-STD-202 Method 101 Test Cond. B
Thermal Shock	MIL-STD-202 Method 107 Test Cond. B

Crimp Jack SMA Reverse Polarity	
Part No.:	T55U1022
Customer:	

DRW:	Dong	CHKD	Chang	MATL:	Chui	DATE	04.12.2009
APPD:	Ping			FINISH	Hui	Sheet	2 from 3



Technical Drawing



Odering Information

Serie	-	Cable Group	Impedance	No Function	RoHS	Packing
T55U1022	-	A1	50	XX	R	BU
EDCON-Serie	-	A1 = 58/U, 58A/U, 58C/U	50 = 50 Ω	XX	N = no RoHS conform R = RoHS conform	BU = Bulk Ware IV = Individual Packing

Crimp Jack SMA Reverse Polarity	
Part No.:	T55U1022
Customer:	

DRW:	Dong	CHKD	Chang	MATL:	Chui	DATE	04.12.2009
APPD:	Ping			FINISH	Hui	Sheet	3 from 3