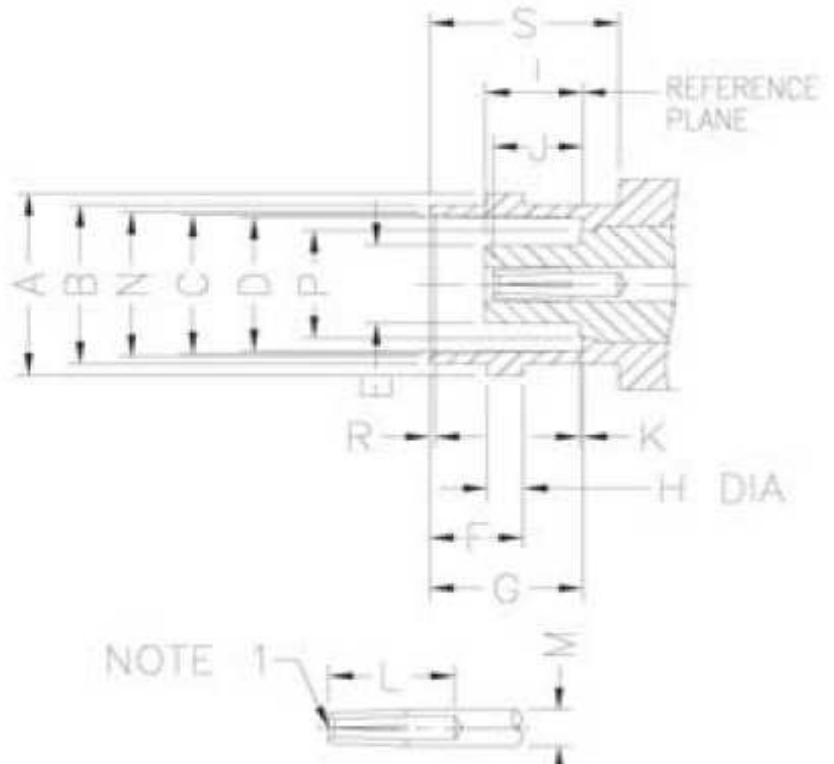
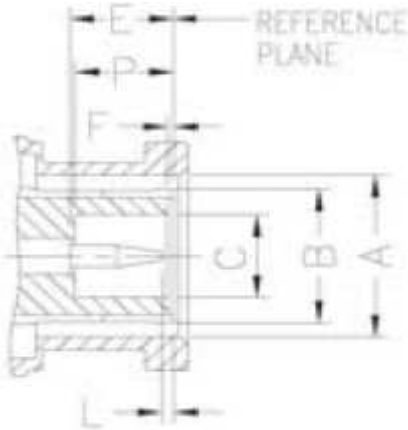




**General**

BNC connectors are characterized by their 2-stud quick connect/disconnect bayonet coupling arrangement. They are one of the most popular of the coaxial connectors and are suitable for a wide range of system, including Radio Telecommunication Systems, Medical Equipment, Computer Networks and Test Instrumentation.

**INTERFACE MATING DIMENSIONS**



Plug					
Letter	mm		Letter	mm	
	min.	max.		min.	max.
A	9.78	9.91	E	5.33	5.84
B	Fleard to meet Good Electrical Contact		F	0.15	0.46
			L	0.08	1.02
			N	---	0.64
C	4.83	---	P	5.28	5.79
D	1.32	1.37	Q	1.98	---
			R	2.06	2.21

Jack					
Letter	mm		Letter	mm	
	min.	max.		min.	max.
A	10.97	11.07	J	4.72	5.23
B	9.60	9.70	K	---	0.15
C	8.31	8.46	L	4.95	---
D	8.10	8.15	M	2.06	2.21
E	---	4.72	N	8.79	9.04
F	5.18	5.28	P	---	6.50
G	8.31	8.51	R	0.38	0.76
H	1.91	2.06	S	10.52	---
I	4.78	5.28	---	---	---

**Note:** I.D. to meet VSWR and contact resistance when mated with 0.94 / 0.99 mm Dia. Pin.

<b>PCB Mount BNC</b>	
Part No.:	<b>T55S1088</b>
Customer:	

DRW:	Dong	CHKD	Chang	MATL:	Chui	DATE	01.10.2010
APPD:	Ping			FINISH	Hui	Sheet	1 from 3



**Specifications**

<b>Electrical</b>			
Impedance	50 Ω	75 Ω	
Frequency Range	0 - 4 GHz	0 - 1 GHz	
Working Voltage	500 VRMS max.	500 VRMS max.	
Dielectric Withstanding Voltage	1500 VRMS min.	1500 VRMS min.	
VSWR	Straight	1.3 max.	1.3 max.
	Right Angle	1.5 max.	1.5 max.
Contact Resistance	Center Contact	3 mΩ	3 mΩ
	Outer Contact	2 mΩ	2 mΩ
Insulator Resistance	5000 MΩ min.	5000 MΩ min.	

<b>Material</b>		
Parts Name	Material	Finish
Body, Metal Parts	Brass per QQ-B-626	Nickel 70 micro-inches
Outer Contact	Brass per QQ-B-626	Gold 3 micro-inches
Center Contacts	Male: Brass per QQ-B-626 Female: Phosphor Bronze per QQ-C-750	Gold 3 micro-inches Gold 3 micro-inches
Insulators	Teflon, Delrin	None
Crimp Ferrules	Annealed Brass	Nickel 70 micro-inches
Clamp Gaskets	Silicone rubber	None

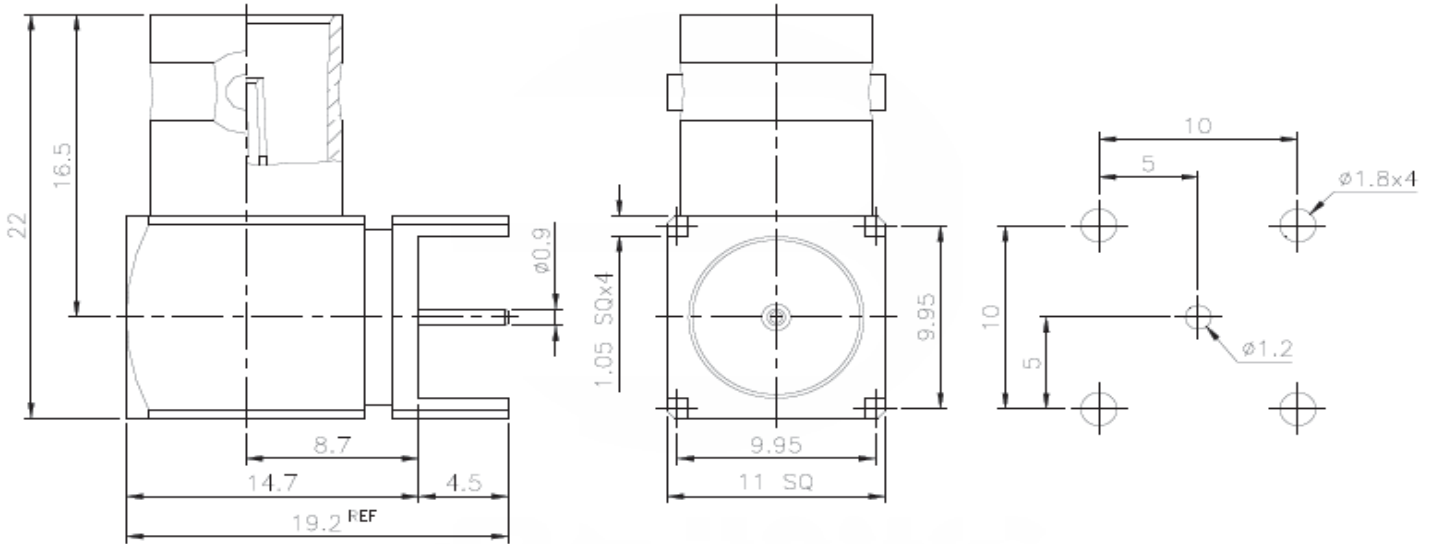
<b>Mechanical &amp; Environmental</b>	
Engagement Force	2.5 in-lbs. max. torque
Disengagement Force	3 lbs. Max. axial force
Coupling Nut Retention	100 lbs. min.
Contact Retention	6 lbs. min.
Durability (Mating)	500 cycles
Temperature Range	-65°C ~ 165°C
Vibration	MIL-STD-202 Method 204 Test Cond. B
Salt Spray	MIL-STD-202 Method 101 Test Cond. B
Thermal Shock	MIL-STD-202 Method 107 Test Cond. B

<b>PCB Mount BNC</b>	
Part No.:	<b>T55S1088</b>
Customer:	

DRW:	Dong	CHKD	Chang	MATL:	Chui	DATE	01.10.2010
APPD:	Ping			FINISH	Hui	Sheet	2 from 3



**Technical Drawing**



**Odering Information**

Serie	-	Cable Group	Impedance	No Function	RoHS	Packing
<b>T55S1088</b>	-	<b>G5</b>	<b>50</b>	<b>XX</b>	<b>R</b>	<b>BU</b>
EDCON-Serie	-	<b>G5</b> = Blund Post	<b>50</b> = 50 Ω	XX	<b>N</b> = no RoHS conform <b>R</b> = RoHS conform	<b>BU</b> = Bulk Ware <b>IV</b> = Individual Packing

<b>PCB Mount BNC</b>	
Part No.:	<b>T55S1088</b>
Customer:	

DRW:	Dong	CHKD	Chang	MATL:	Chui	DATE	01.10.2010
APPD:	Ping			FINISH	Hui	Sheet	3 from 3