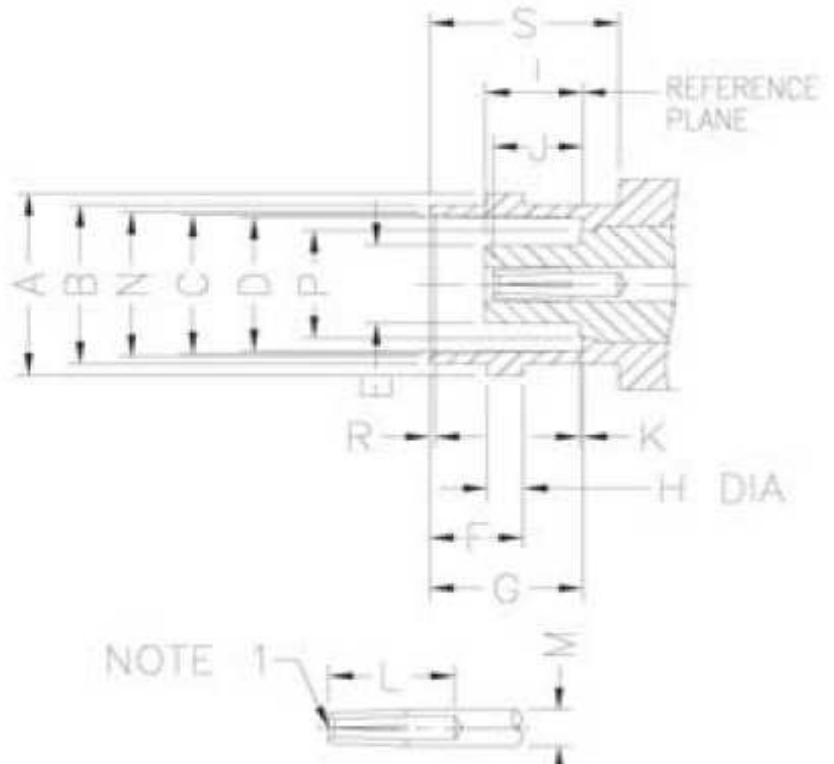
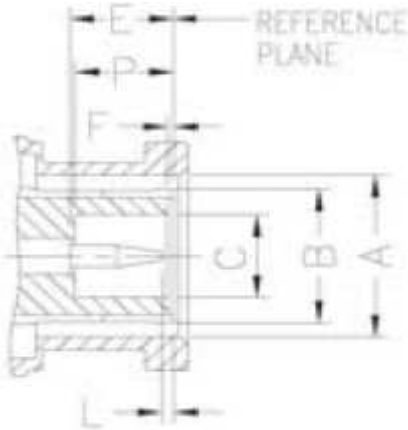




**General**

BNC connectors are characterized by their 2-stud quick connect/disconnect bayonet coupling arrangement. They are one of the most popular of the coaxial connectors and are suitable for a wide range of system, including Radio Telecommunication Systems, Medical Equipment, Computer Networks and Test Instrumentation.

**INTERFACE MATING DIMENSIONS**



| Plug   |  |      |        |      |      |
|--------|--|------|--------|------|------|
| Letter | mm                                     |      | Letter | mm   |      |
|        | min.                                   | max. |        | min. | max. |
| A      | 9.78                                   | 9.91 | E      | 5.33 | 5.84 |
| B      | Fleard to meet Good Electrical Contact |      | F      | 0.15 | 0.46 |
|        |  |      | L      | 0.08 | 1.02 |
|        |  |      | N      | ---  | 0.64 |
| C      | 4.83                                   | ---  | P      | 5.28 | 5.79 |
| D      | 1.32                                   | 1.37 | Q      | 1.98 | ---  |
|        |  |      | R      | 2.06 | 2.21 |

| Jack   |       |       |        |       |      |
|--------|-------|-------|--------|-------|------|
| Letter | mm    |       | Letter | mm    |      |
|        | min.  | max.  |        | min.  | max. |
| A      | 10.97 | 11.07 | J      | 4.72  | 5.23 |
| B      | 9.60  | 9.70  | K      | ---   | 0.15 |
| C      | 8.31  | 8.46  | L      | 4.95  | ---  |
| D      | 8.10  | 8.15  | M      | 2.06  | 2.21 |
| E      | ---   | 4.72  | N      | 8.79  | 9.04 |
| F      | 5.18  | 5.28  | P      | ---   | 6.50 |
| G      | 8.31  | 8.51  | R      | 0.38  | 0.76 |
| H      | 1.91  | 2.06  | S      | 10.52 | ---  |
| I      | 4.78  | 5.28  | ---    | ---   | ---  |

**Note:** I.D. to meet VSWR and contact resistance when mated with 0.94 / 0.99 mm Dia. Pin.

|                            |                 |
|----------------------------|-----------------|
| <b>Cable Crimp<br/>BNC</b> |                 |
| Part No.:                  | <b>T55S1069</b> |
| Customer:                  |                 |

|       |      |      |       |        |      |       |            |
|-------|------|------|-------|--------|------|-------|------------|
| DRW:  | Dong | CHKD | Chang | MATL:  | Chui | DATE  | 30.09.2010 |
| APPD: | Ping |      |       | FINISH | Hui  | Sheet | 1 from 3   |



**Specifications**

| <b>Electrical</b>               |                |                |          |
|---------------------------------|----------------|----------------|----------|
| Impedance                       | 50 Ω           | 75 Ω           |          |
| Frequency Range                 | 0 - 4 GHz      | 0 - 1 GHz      |          |
| Working Voltage                 | 500 VRMS max.  | 500 VRMS max.  |          |
| Dielectric Withstanding Voltage | 1500 VRMS min. | 1500 VRMS min. |          |
| VSWR                            | Straight       | 1.3 max.       | 1.3 max. |
|                                 | Right Angle    | 1.5 max.       | 1.5 max. |
| Contact Resistance              | Center Contact | 3 mΩ           | 3 mΩ     |
|                                 | Outer Contact  | 2 mΩ           | 2 mΩ     |
| Insulator Resistance            | 5000 MΩ min.   | 5000 MΩ min.   |          |

| <b>Material</b>   |  |  |
|-------------------|--|--|
| Parts Name        | Material   | Finish                                     |
| Body, Metal Parts | Brass per QQ-B-626   | Nickel 70 micro-inches                     |
| Outer Contact     | Brass per QQ-B-626   | Gold 3 micro-inches                        |
| Center Contacts   | Male: Brass per QQ-B-626<br>Female: Phosphor Bronze per QQ-C-750 | Gold 3 micro-inches<br>Gold 3 micro-inches |
| Insulators        | Teflon, Delrin   | None                                       |
| Crimp Ferrules    | Annealed Brass   | Nickel 70 micro-inches                     |
| Clamp Gaskets     | Silicone rubber  | None                                       |

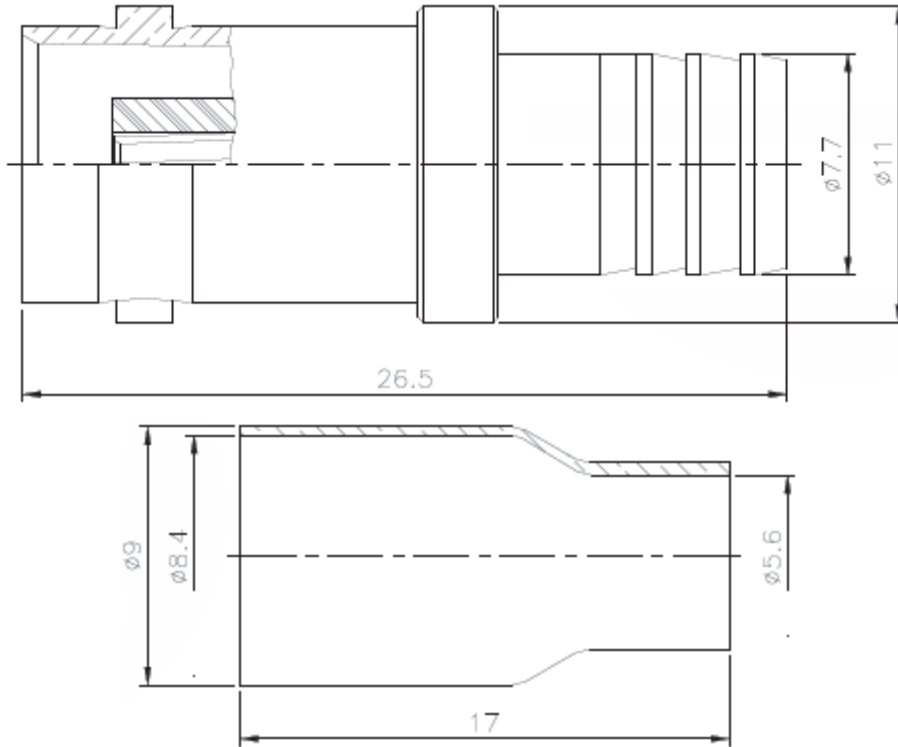
| <b>Mechanical &amp; Environmental</b> |                                     |
|---------------------------------------|-------------------------------------|
| Engagement Force                      | 2.5 in-lbs. max. torque             |
| Disengagement Force                   | 3 lbs. Max. axial force             |
| Coupling Nut Retention                | 100 lbs. min.                       |
| Contact Retention                     | 6 lbs. min.                         |
| Durability (Mating)                   | 500 cycles                          |
| Temperature Range                     | -65°C ~ 165°C                       |
| Vibration                             | MIL-STD-202 Method 204 Test Cond. B |
| Salt Spray                            | MIL-STD-202 Method 101 Test Cond. B |
| Thermal Shock                         | MIL-STD-202 Method 107 Test Cond. B |

|                            |                 |
|----------------------------|-----------------|
| <b>Cable Crimp<br/>BNC</b> |                 |
| Part No.:                  | <b>T55S1069</b> |
| Customer:                  |                 |

|       |      |      |       |        |      |       |            |
|-------|------|------|-------|--------|------|-------|------------|
| DRW:  | Dong | CHKD | Chang | MATL:  | Chui | DATE  | 30.09.2010 |
| APPD: | Ping |      |       | FINISH | Hui  | Sheet | 2 from 3   |



**Technical Drawing**



**Odering Information**

| Serie           | - | Cable Group                             | Impedance              | No        | Function                            | RoHS                        | Packing                                 |
|-----------------|---|---|------------------------|-----------|-------------------------------------|-----------------------------|---|
| <b>T55S1069</b> | - | <b>A1</b>                               | <b>50</b>              | <b>XX</b> | <b>R</b>                            | <b>BU</b>                   |   |
| EDCON-Serie     | - | <b>A1</b><br>=<br>58/U, 58A/U,<br>58C/U | <b>50</b><br>=<br>50 Ω | <b>XX</b> | <b>N</b><br>=<br>no RoHS<br>conform | <b>BU</b><br>=<br>Bulk Ware | <b>IV</b><br>=<br>Individual<br>Packing |
|                 |   |   |                        |           | <b>R</b><br>=<br>RoHS<br>conform    |                             |   |

|                            |                 |
|----------------------------|-----------------|
| <b>Cable Crimp<br/>BNC</b> |                 |
| Part No.:                  | <b>T55S1069</b> |
| Customer:                  |                 |

|       |      |      |       |        |      |       |            |
|-------|------|------|-------|--------|------|-------|------------|
| DRW:  | Dong | CHKD | Chang | MATL:  | Chui | DATE  | 30.09.2010 |
| APPD: | Ping |      |       | FINISH | Hui  | Sheet | 3 from 3   |