

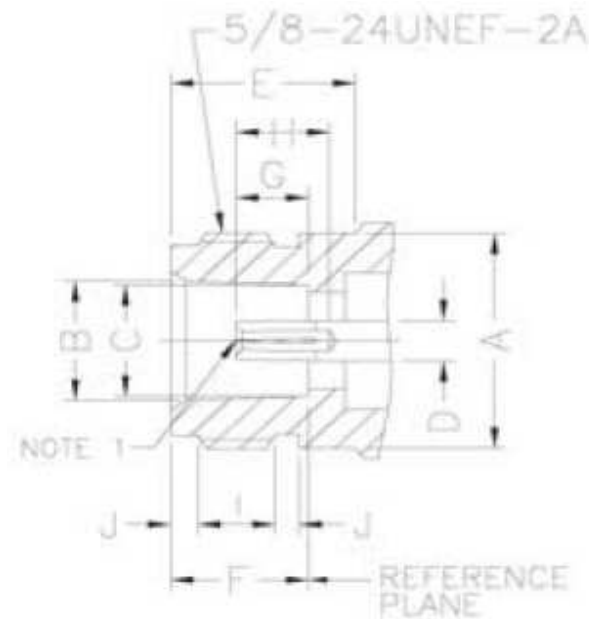
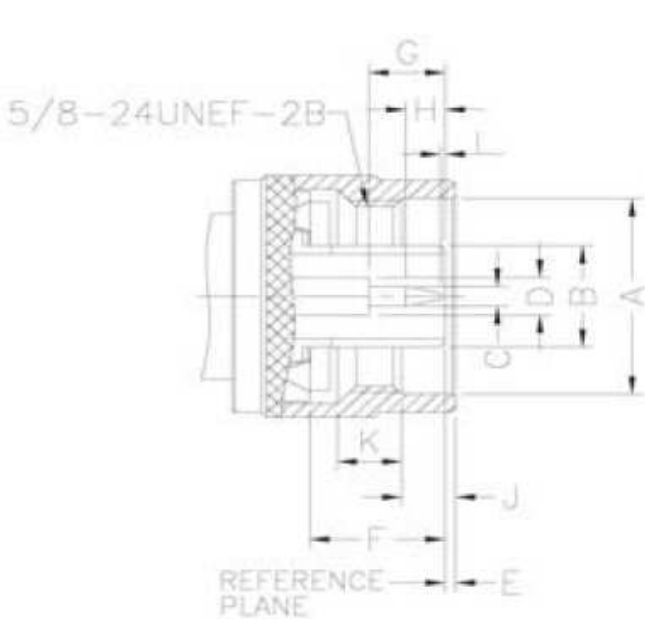


General

N connectors are medium size, high quality connectors with a screw system of coupling designed for use at frequency up to 11 GHz.

They are most suitable for use in laboratory test, satellite TV, MATV and other sophisticated electronic applications when high performance and precision are necessary.

INTERFACE MATING DIMENSIONS



Plug		
Letter	mm	
	min.	max.
A	16.00	---
B	---	8.38
C	1.60	1.68
D	3.00	3.15
E	0.41	1.52
F	10.11	10.46
G	5.33	5.84
H	3.30	4.32
I	0.08	---
J	4.01	4.27
K	4.50	5.00

Jack		
Letter	mm	
	min.	max.
A	---	15.93
B	8.53	8.74
C	8.03	8.13
D	3.00	3.15
E	10.72	---
F	9.04	9.19
G	4.75	5.26
H	5.33	---
I	4.37	5.13
J	1.19	1.96

Note: 1 : Flared to meet mating characteristic test.
 2 : I.D. to meet VSWR and contact resistance when mated with 0.94 / 0.99 mm Dia. Pin.

Cable Crimp	
N	
Part No.:	T55R1013
Customer:	

DRW:	Dong	CHKD	Chang	MATL:	Chui	DATE	18.08.2010
APPD:	Ping			FINISH	Hui	Sheet	1 from 3



Specifications

<i>Electrical</i>		
Impedance		50 Ω
Frequency Range		0 - 11 GHz
Working Voltage		1000 VRMS max.
Dielectric Withstanding Voltage		2500 VRMS min.
VSWR	Straight	1.3 max.
	Right Angle	1.5 max.
	Center Contact	3 mΩ
	Outer Contact	2 mΩ
Insulator Resistance		5000 MΩ min.

<i>Material</i>		
Parts Name	Material	Finish
Body, Metal Parts	Brass per QQ-B-626	Nickel 70 micro-inches
Outer Contact	Brass per QQ-B-626	Gold 3 micro-inches
Center Contacts	Male: Brass per QQ-B-626	Gold 3 micro-inches
	Female: Beryllium copper per QQ-C-750	Gold 3 micro-inches
Insulators	Teflon	None
Crimp Ferrules	Annealed Brass	Nickel 70 micro-inches
Clamp Gaskets	Silicone rubber	None

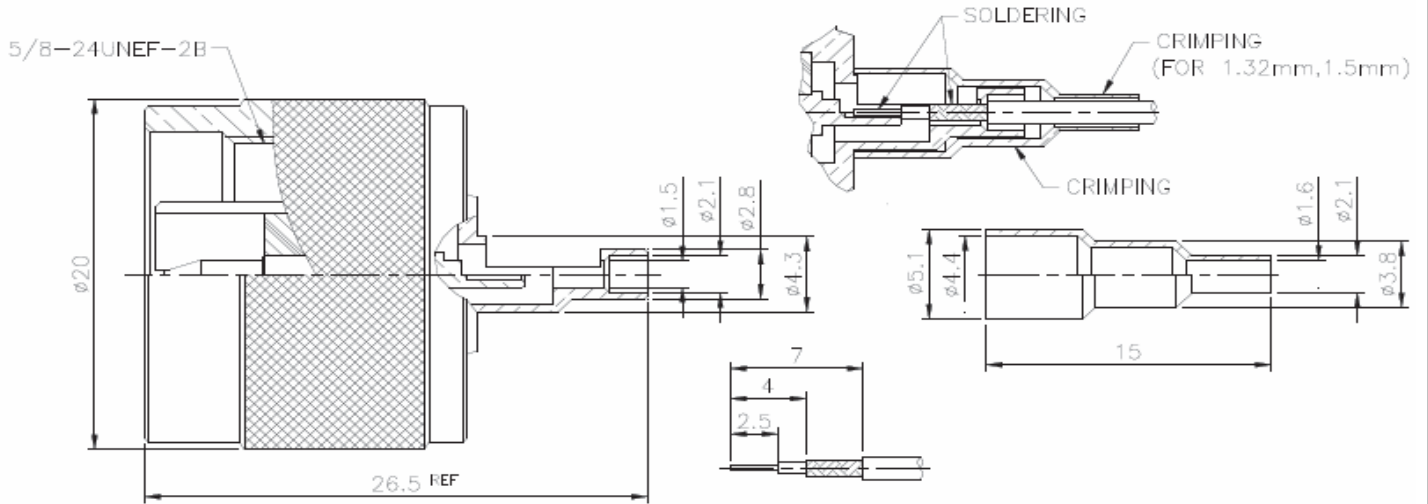
<i>Mechanical & Environmental</i>	
Engagement Force	16 in-ozs. max.
Disengagement Force	16 in-ozs. max.
Coupling Nut Retention	35 lbs. min.
Coupling Proof Torque	100 in-ozs. min.
Contact Retention	4 lbs. min.
Durability (Mating)	500 cycles
Temperature Range	-65°C ~ 165°C
Vibration	MIL-STD-202 Method 204 Test Cond. B
Salt Spray	MIL-STD-202 Method 101 Test Cond. B
Thermal Shock	MIL-STD-202 Method 107 Test Cond. B

Cable Crimp N	
Part No.:	T55R1013
Customer:	

DRW:	Dong	CHKD	Chang	MATL:	Chui	DATE	18.08.2010
APPD:	Ping			FINISH	Hui	Sheet	2 from 3



Technical Drawing



Odering Information

Serie	-	Cable Group	Impedance	No Function	RoHS	Packing
T55R1013	-	D5	50	XX	R	BU
EDCON-Serie	-	D5 = 1.13mm Cable	50 = 50 Ω	XX	N = no RoHS conform R = RoHS conform	BU = Bulk Ware IV = Individual Packing

Cable Crimp N	
Part No.:	T55R1013
Customer:	

DRW:	Dong	CHKD	Chang	MATL:	Chui	DATE	18.08.2010
APPD:	Ping			FINISH	Hui	Sheet	3 from 3