



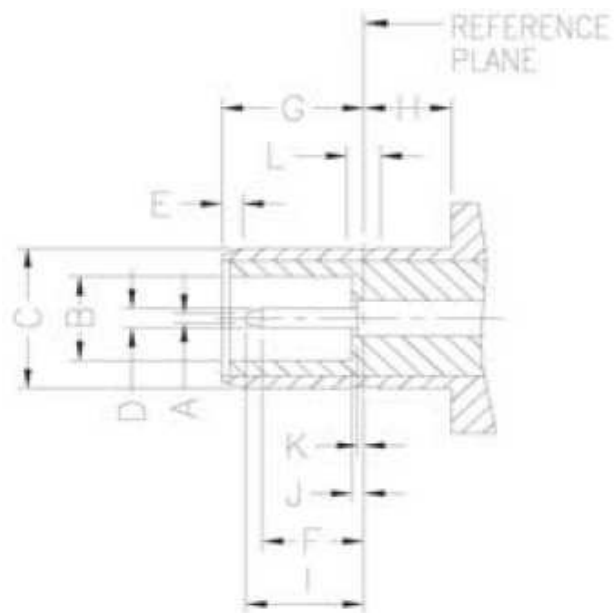
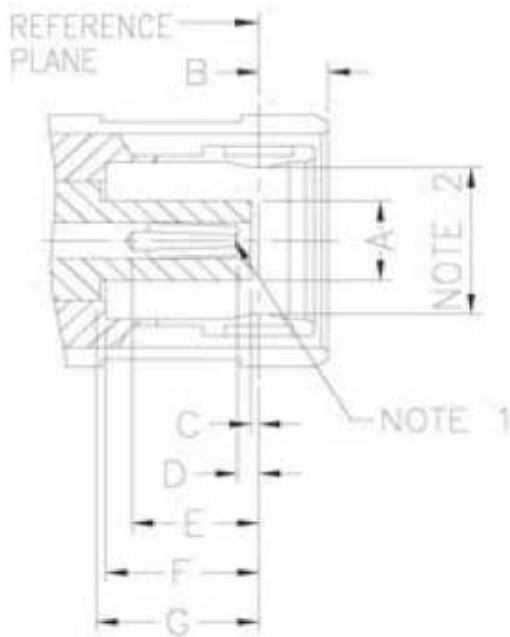
**General**

SMB series are semi-precision and subminiature devices that provide repeatable electrical performance to 4 GHz.

SMB family of connectors provides a mean of quick connect / disconnect through a snap-on type coupling.

SMB connectors are popularly used in telecommunications, test equipment and instrumentation.

**INTERFACE MATING DIMENSIONS**



Plug		
Letter	mm	
	min.	max.
A	2.00	2.06
B	---	1.62
C	0.18	---
D	0.18	0.94
E	2.97	---
F	3.58	---
G	3.58	---

Jack		
Letter	mm	
	min.	max.
A	---	0.25
B	2.08	2.16
C	3.66	3.71
D	0.48	0.53
E	0.00	---
F	1.32	---
G	3.33	3.58
H	2.03	---
I	---	2.97
J	---	0.18
K	---	0.18
L	0.69	0.94

**Note:** I.D. to meet VSWR and Contact Resistance when mated with 0.48/0.53 mm dia. pin.

<b>Cable Crimp SMB</b>	
Part No.:	<b>T55K1017</b>
Customer:	

DRW:	Dong	CHKD	Chang	MATL:	Chui	DATE	16.08.2010
APPD:	Ping			FINISH	Hui	Sheet	1 from 3



**Specifications**

<i>Electrical</i>		
Impedance		50 Ω
Frequency Range		0 - 4 GHz
Working Voltage		RG-178: 250 VRMS max. RG-316, .085": 335 VRMS max.
Dielectric Withstanding Voltage		RG-178: 750 VRMS min. RG-316, .085": 1000 VRMS min.
VSWR	Straight Right Angle	1.3 max. 1.5 max.
Contact Resistance	Center Contact Outer Contact	6 mΩ max. 2.5 mΩ max.
Insulator Resistance		1000 MΩ min.

<i>Material</i>		
Parts Name	Material	Finish
Body, Metal Parts	Brass per QQ-B-626	Gold 3 micro-inches
Center Contacts	Male: Brass per QQ-B-626 Female: Beryllium copper per QQ-C-530	Gold 30 micro-inches Gold 30 micro-inches
Insulators	Teflon	None
Crimp Ferrules	Annealed Brass	Gold 3 micro-inches

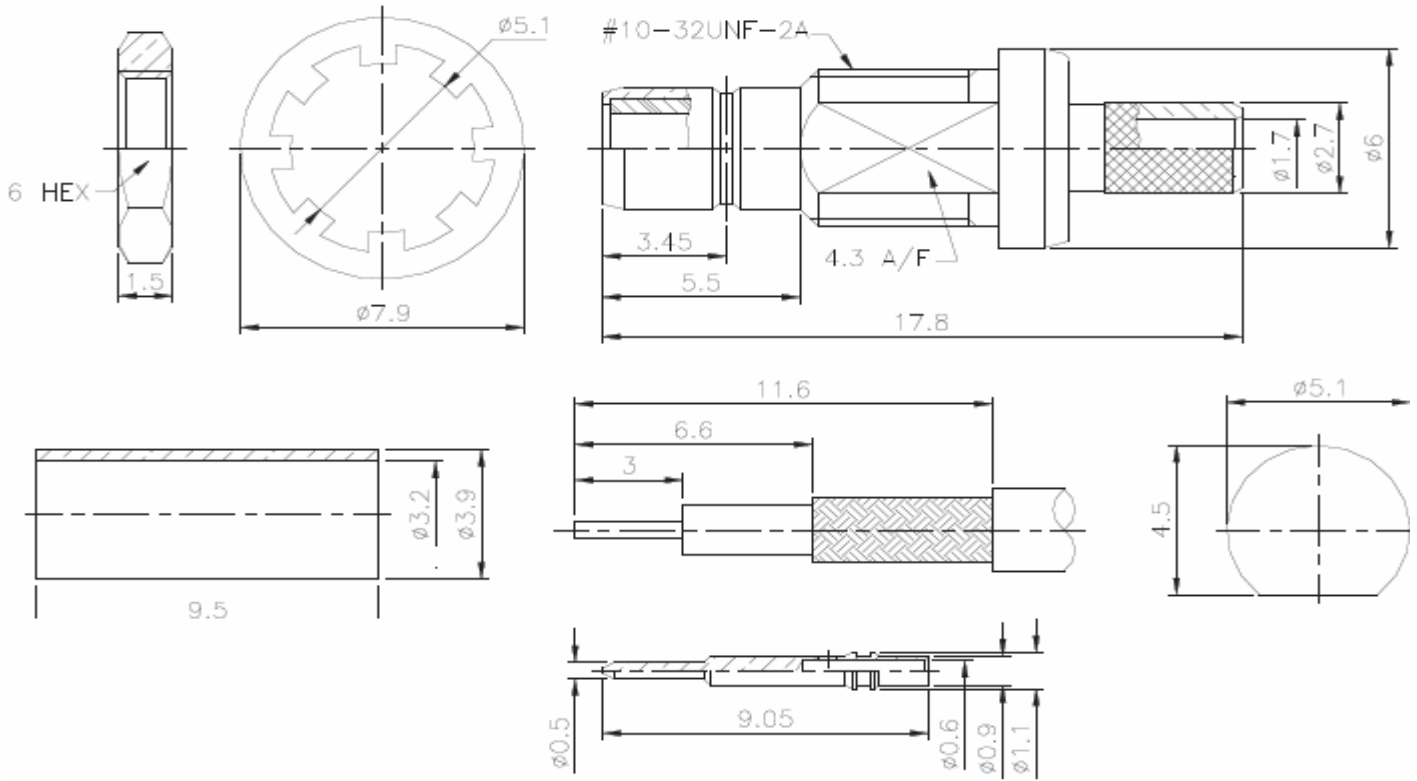
<i>Mechanical &amp; Environmental</i>	
Engagement Force	14 lbs. max.
Disengagement Force	4 lbs. max.
Durability (Mating)	500 cycles
Temperature Range	-65°C ~ 155°C
Vibration	MIL-STD-202 Method 204 Test Cond. B
Salt Spray	MIL-STD-202 Method 101 Test Cond. B
Thermal Shock	MIL-STD-202 Method 107 Test Cond. B

<b>Cable Crimp SMB</b>	
Part No.:	<b>T55K1017</b>
Customer:	

DRW:	Dong	CHKD	Chang	MATL:	Chui	DATE	16.08.2010
APPD:	Ping			FINISH	Hui	Sheet	2 from 3



**Technical Drawing**



**Odering Information**

Serie	-	Cable Group	Impedance	No Function	RoHS	Packing
T55K1017	-	A9	50	XX	R	BU
EDCON-Serie	-	A9 = RG-174/U, 188A/U, 316/U, LMR-100	50 = 50 Ω	XX	N = no RoHS conform R = RoHS conform	BU = Bulk Ware IV = Individual Packing

<b>Cable Crimp SMB</b>	
Part No.:	<b>T55K1017</b>
Customer:	

DRW:	Dong	CHKD	Chang	MATL:	Chui	DATE	16.08.2010
APPD:	Ping			FINISH	Hui	Sheet	3 from 3