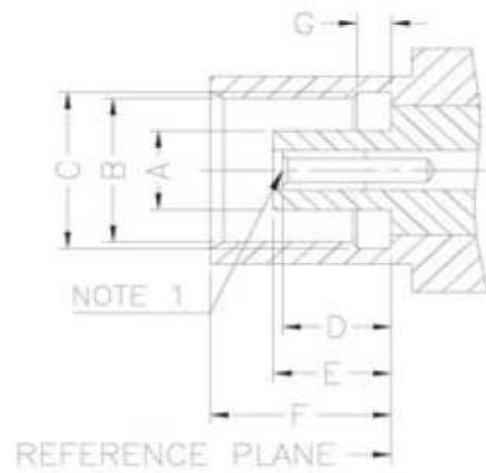
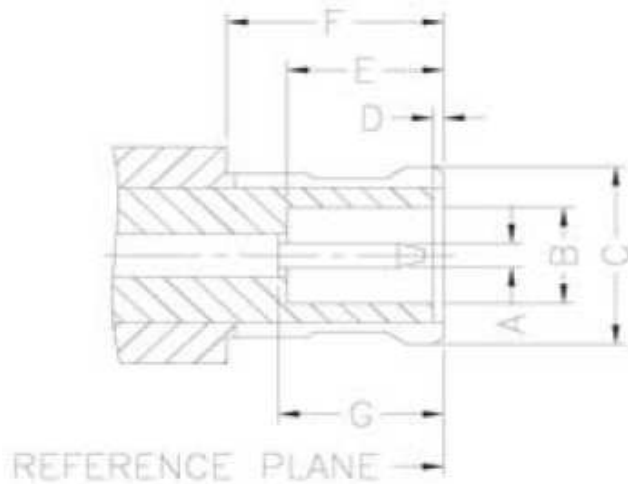




General

MCX miniature snap-on connectors have 50 Ω impedance structure in a frequency range up to 6 GHz. MCX series are ideal for applications of GPS, wireless communication and test measurement.

INTERFACE MATING DIMENSIONS



Plug		
Letter	mm	
	min.	max.
A	0.48	0.53
B	2.00	2.07
C	3.66	3.76
D	0.00	0.30
E	2.81	3.20
F	4.16	---
G	2.81	3.20

Jack		
Letter	mm	
	min.	max.
A	1.80	1.97
B	3.43	3.48
C	3.61	3.75
D	2.31	2.79
E	2.61	2.79
F	4.00	4.12
G	0.75	0.85

Note: I.D. to meet VSWR and Contact Resistance when mated with 0.38/0.42 mm dia. pin.

Cable, Crimp MCX	
Part No.:	T55H1010
Customer:	

DRW:	Dong	CHKD	Chang	MATL:	Chui	DATE	05.05.2010
APPD:	Ping			FINISH	Hui	Sheet	1 from 3



Specifications

<i>Electrical</i>		
Impedance	50 Ω	
Frequency Range	0 - 6 GHz	
Working Voltage	335 VRMS max.	
Dielectric Withstanding Voltage	1000 VRMS max.	
VSWR	Straight	1.3 max.
	Right Angle	1.5 max.
Contact Resistance	Center Contact	5 mΩ max.
	Outer Contact	2.5 mΩ max.
Insulator Resistance	1000 MΩ min.	

<i>Material</i>		
Parts Name	Material	Finish
Body, Metal Parts	Brass per QQ-B-626	Gold 3 micro-inches
Center Contacts	Male: Brass per QQ-B-626 Female: Beryllium copper per QQ-C-530	Gold 30 micro-inches Gold 30 micro-inches
Insulators	Teflon	None
Outer Contact of Plug	Beryllium copper per QQ-C-530	Gold 3 micro-inches
Crimp Ferrules	Annealed Brass	Gold 3 micro-inches

<i>Mechanical & Environmental</i>	
Engagement Force	3.4 lbs. max.
Disengagement Force	4.5 lbs. max.
Contact Retention	4 lbs. min.
Durability (Mating)	500 cycles
Temperature Range	-65°C ~ 155°C
Vibration	3 cycles, 3 opposite directions, 10-150 Hz, 10-60 Hz: 0.75mm/.030 in, 60-150 Hz 10 G's
Temperature Shock	MIL-STD-202 Method 107
Humidity	MIL-STD-202 Method 103 Test Cond. B
Mechanical Shock	MIL-STD-202 Method 213 Test Cond. B

**Cable, Crimp
MCX**

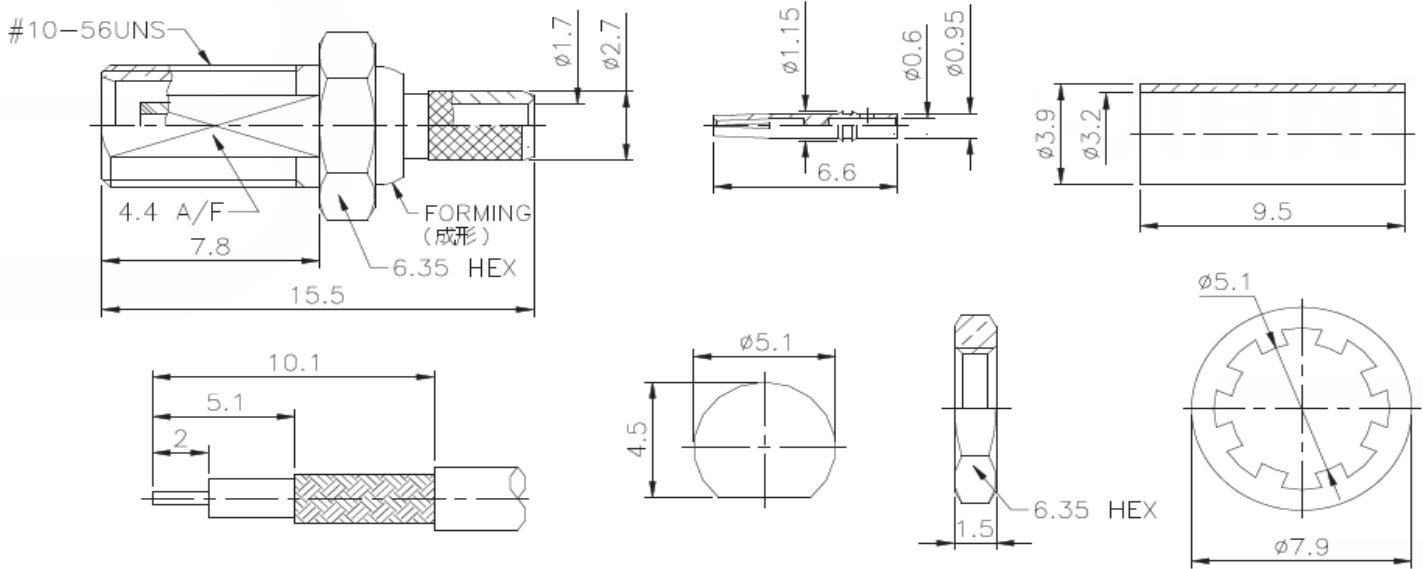
Part No.: **T55H1010**

Customer:

DRW:	Dong	CHKD	Chang	MATL:	Chui	DATE	05.05.2010
APPD:	Ping			FINISH	Hui	Sheet	2 from 3



Technical Drawing



Odering Information

Serie	-	Cable Group	Impedance	No Function	RoHS	Packing
T55H1010	-	A9	50	XX	R	BU
EDCON-Serie	-	A9 = RG-174/U, 188A/U, 316/U, LMR-100	50 = 50 Ω	XX	N = no RoHS conform R = RoHS conform	BU = Bulk Ware IV = Individual Packing

Cable, Crimp MCX	
Part No.:	T55H1010
Customer:	

DRW:	Dong	CHKD	Chang	MATL:	Chui	DATE	05.05.2010
APPD:	Ping			FINISH	Hui	Sheet	3 from 3