

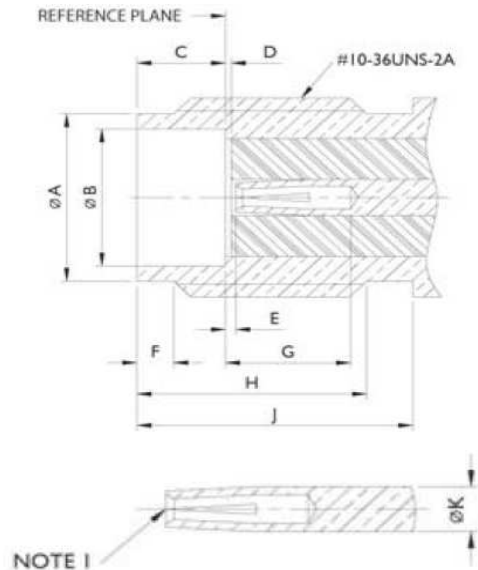
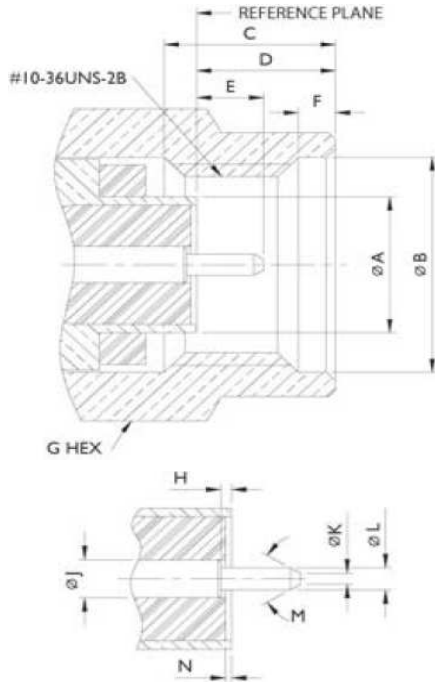


General

SSMA connectors are micro-miniature, high-frequency connectors with threaded mating (smaller version of SMA series), designed to MIL-PRF-39012 requirements.

Their stainless steel construction provides mechanical ruggedness in small size.

INTERFACE MATING DIMENSIONS



NOTE I

Plug		
Letter	mm	
	min.	max.
A	3.15	3.22
B	4.98	5.13
C	3.30	---
D	2.54	3.38
E	1.27	1.65
F	0.38	1.14
G	6.23	6.47
H	0.00	0.25
J	0.86	0.88
K	---	0.25
L	0.50	0.53
M	70	95
N	0.00	0.25

Jack		
Letter	mm	
	min.	max.
A	3.89	4.06
B	3.23	3.30
C	1.90	1.96
D	0.00	0.25
E	0.00	0.25
F	0.51	1.02
G	1.90	---
H	4.32	---
J	5.84	---
K	0.86	0.88

Note: I.D. to meet VSWR and Contact Resistance when mated with 0.5/0.53 mm dia. pin.

PCB Mount SSMA	
Part No.:	T55D1005
Customer:	

DRW:	Dong	CHKD	Chang	MATL:	Chui	DATE	04.12.2009
APPD:	Ping			FINISH	Hui	Sheet	1 from 3



Specifications

<i>Electrical</i>		
Impedance	50 Ω	
Frequency Range	0 - 18 GHz	
Working Voltage	250 VRMS max.	
Dielectric Withstanding Voltage	750 VRMS max.	
VSWR	Straight	1.2+0.03 F (GHz) max.
	Right Angle	1.2+0.033 F (GHz) max.
Contact Resistance	Center Contact	6 mΩ max.
	Outer Contact	2.5 mΩ max.
Insulator Resistance	1000 MΩ min.	

<i>Material</i>		
Parts Name	Material	Finish
Body, Metal Parts	Brass per QQ-B-626	Gold 3 micro-inches
Center Contacts	Male: Brass per QQ-B-626	Gold 30 micro-inches
	Female: Beryllium copper per QQ-C-530	Gold 30 micro-inches
Insulators	Teflon	None
Crimp Ferrules	Annealed Brass	Gold 3 micro-inches

<i>Mechanical & Environmental</i>	
Engagement Force	2 in-lbs. max.
Disengagement Force	2 in-lbs. max.
Coupling Nut Retention	22.5 lbs. min.
Coupling Proof Torque	5 in-lbs. min.
Contact Retention	4 lbs. min.
Durability (Mating)	500 cycles
Temperature Range	-55°C ~ 105°C
Vibration	MIL-STD-202 Method 204 Test Cond. B
Salt Spray	MIL-STD-202 Method 101 Test Cond. B
Thermal Shock	MIL-STD-202 Method 107 Test Cond. B

**PCB Mount
 SSMA**

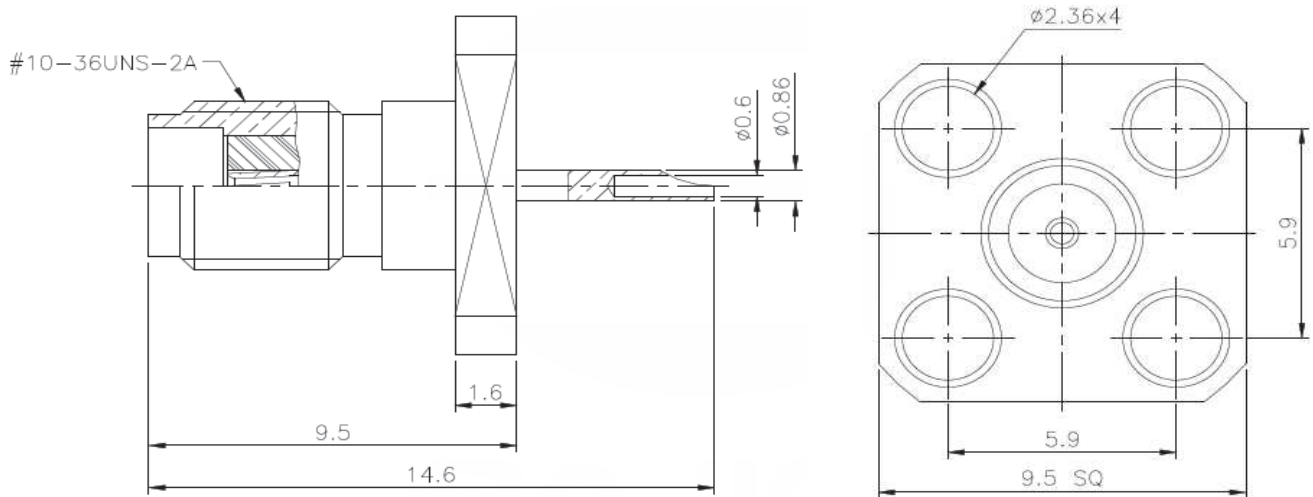
Part No.: **T55D1005**

Customer:

DRW:	Dong	CHKD	Chang	MATL:	Chui	DATE	04.12.2009
APPD:	Ping			FINISH	Hui	Sheet	2 from 3



Technical Drawing



Odering Information

Serie	-	Cable Group	Impedance	No Function	RoHS	Packing
T55D1005	-	G6	50	XX	R	BU
EDCON-Serie	-	G6 = Solder Cup	50 = 50 Ω	XX	N = no RoHS conform R = RoHS conform	BU = Bulk Ware IV = Individual Packing

PCB Mount SSMA	
Part No.:	T55D1005
Customer:	

DRW:	Dong	CHKD	Chang	MATL:	Chui	DATE	04.12.2009
APPD:	Ping			FINISH	Hui	Sheet	3 from 3