

EDCON-COMPONENTS



Q26014

Informations

Terminal plating by gold gives excellent results when soldering
 Low contact resistance, and self-clean on contact area.
 Double contact offer high reliability.
 All materials are UL94V-0 grade fire retardent plastics.
 Two Styles LEG S= SOP Terminal and J= SOJ Terminal

Technical Specifications:

ELECTRICAL:

Electrical life: 3000 operations per cycle switch
 Operating force: 1000gf max.
 Stroke: 2,0mm
 Operating Temperature: -25°C to + 70°C
 Storage Temperature: -40°C to +85°C
 Vibration Test: MIL-STD-202F Method 213B
 Frequency: 10-55Hz/1 min.
 Directions: X,YZ three mutually perpendicular directions
 Time: 2hours each direction
 High reliability

SOLDERING AND CLEANING PROCESS

For best results, please follow these recommendations:
 Keep all switch contacts in their "OFF" positions for all operations.

WAVE SOLDERING:

Recommended solder temperature at (250°C)
 max. 10 seconds.

HAND SOLDERING:

Use a soldering iron of 30watts, controlled at 608F (320°C)
 approximately 2 seconds while applying solder.

CLEANING PROCESS:

Flux clean using force rinse, high agitation or triple bath cleaning method. Freon TF or TE give excellent results.
 When capor methods are used, do not subject the switch to solvent at temperature above 125 F (51°C).

Material Specifications

Item	Description	Materials	Treatment
1	Base	PPS, UL94V0	Black
2	Cover	PPS, UL94V0	Black
3	Actuator	Nylon UL94-V0	White
4	Moveable	Copper Alloy	Gold/Tin
5	Terminal Cont.	Brass	Gold/Tin
6	Terminal	Brass	Gold/Tin

Dimension Table

Pos.	L	Reel Quantity (PCS)
1		
2	7,06	1000
3		
4	12,14	1000
5	14,68	1000
6	17,22	1000
7	19,76	1000
8	22,30	1000
9	25,84	1000
10	27,38	1000
11		
12		

SMT DIP-SWITCH	
Part No.:	Q26014
Customer:	

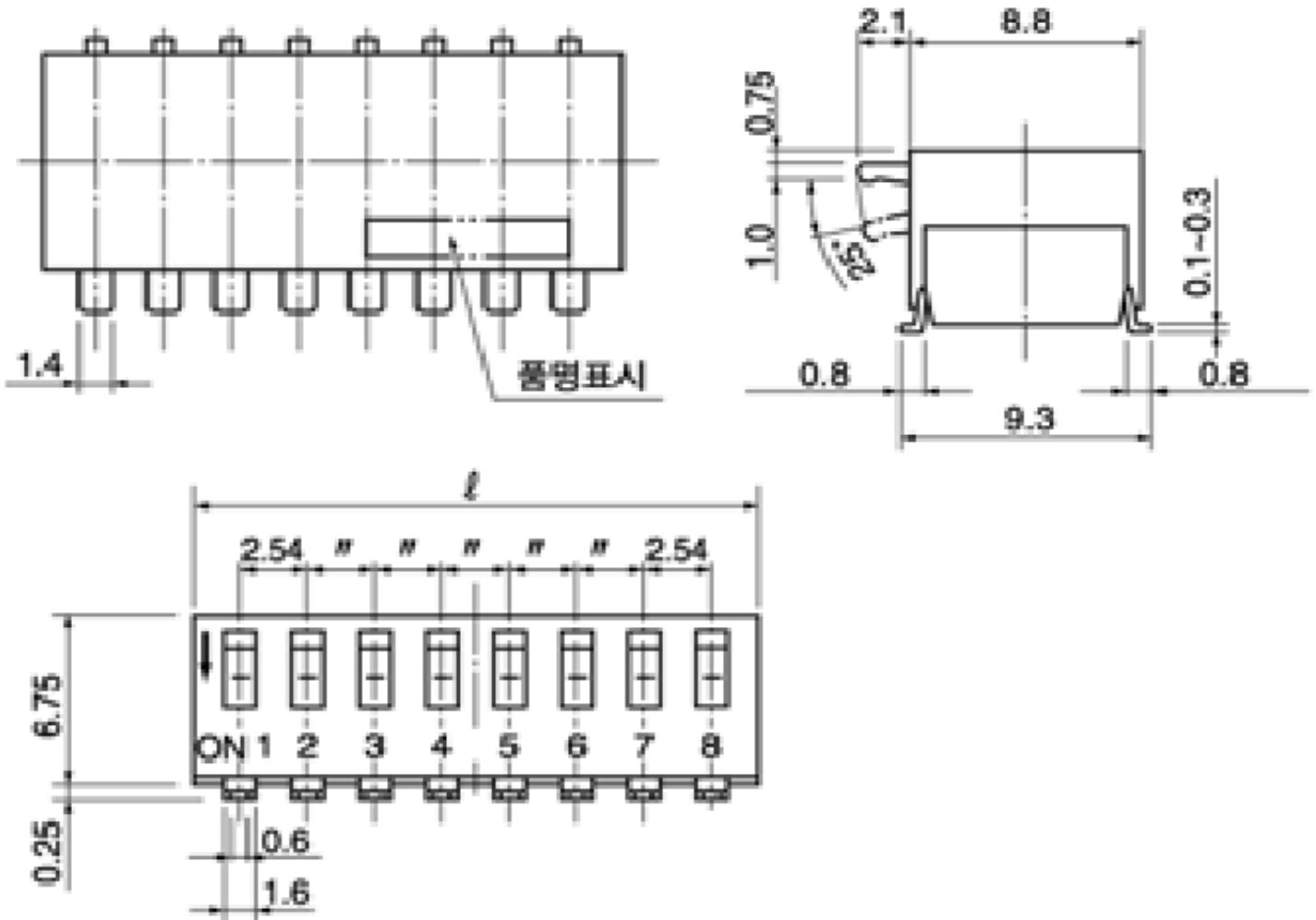
DRW:	Jason	CHKD	Wilson	MATL:	Wilson	DATE	03.05.2009
APPD:	Jason			FINISH	Jamy	Sheet	1 from 3

Copyright by EDCON-COMPONENTS H.Schmitt 11.6.2009

EDCON-COMPONENTS



Technical Drawing:



SMT DIP-SWITCH	
Part No.:	Q26014
Customer:	

DRW:	Jason	CHKD	Wilson	MATL:	Wilson	DATE	03.05.2009
APPD:	Jason			FINISH	Jamy	Sheet	2 from 3

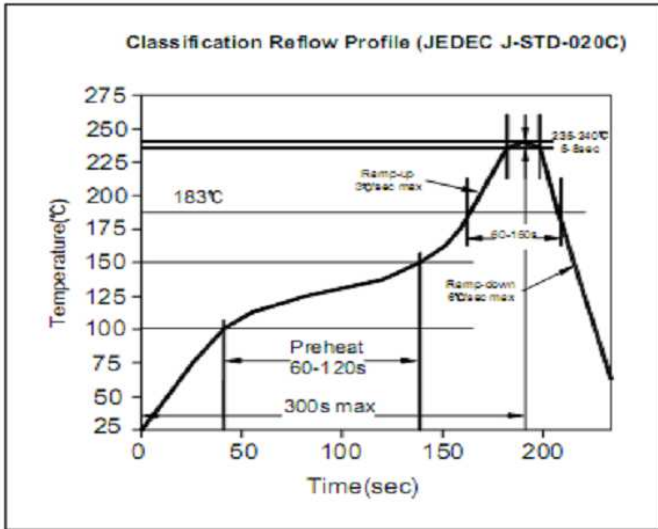
Copyright by EDCON-COMPONENTS H.Schmitt 11.6.2009

EDCON-COMPONENTS

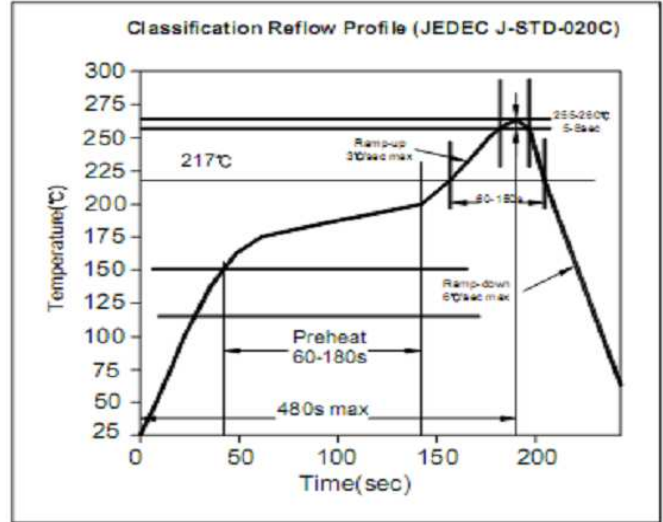


Solder Profile

Lead Solder



Lead free Solder



Ordering Informations:

Item-No.	Circuit	Actuator	Body Color	Function	ROHS	Packing
Q26014	2	L	BK	S	R	TR

2~12	L= Long Actuator	BK= Black	S= SOP Terminal	R= ROHS N= Non ROHS	TU= Tube (Standard) TR= Tape / Reel

SMT DIP-SWITCH	
Part No.:	Q26014
Customer:	

DRW:	Jason	CHKD	Wilson	MATL:	Wilson	DATE	03.05.2009
APPD:	Jason			FINISH	Jamy	Sheet	3 from 3

Copyright by EDCON-COMPONENTS H.Schmitt 11.6.2009