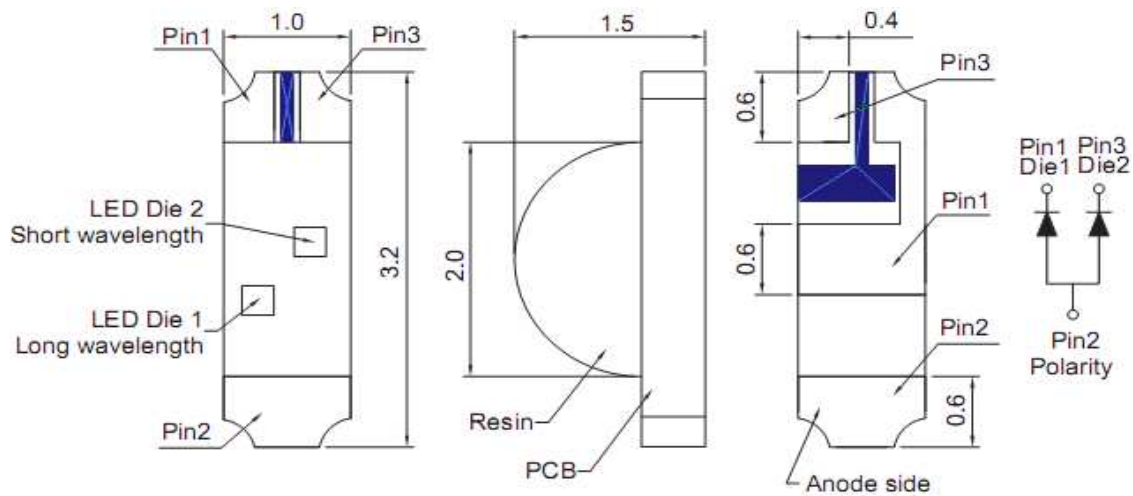




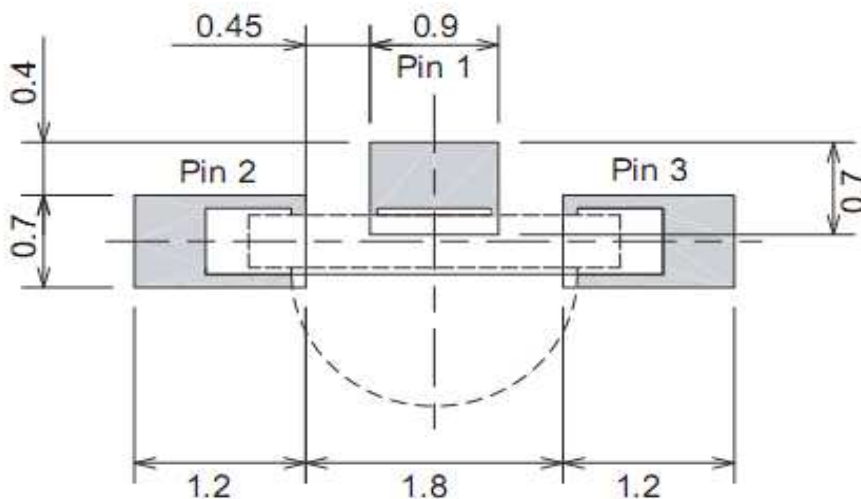
Applications

- Interior automotive lighting
- Optical indicators
- Communication Products
- Backlighting
- Toys

Technical Drawing



Recommended Soldering Pattern



Notes :

All dimensions in mm tolerance is $\pm 0.1\text{mm}$ unless otherwise noted.

SMT Side View LED	
Amber	Yellow Green
Part No.:	M11L9003
Customer:	

DRW:	Dong	CHKD	Chang	MATL:	Chui	DATE	04.12.2009
APPD:	Ping			FINISH	Hui	Sheet	1 from 9



Absolute Maximum Ratings

Ta=25°C

Item	Symbol	GaAsP	GaP	Unit
Power Dissipation	P _D	65	65	mW
DC Forward Current	I _F	25	25	mA
Pulsed Forward Current	I _{FP} *	100	100	mA
Reverse Voltage	V _R	5		V
Operating Temperature	T _{OP}	-30 to 80		°C
Storage Temperature	T _{ST}	-40 to 85		°C

* 0.1 msec pulse, 10% duty cycle

Electrical / Optical Characteristics

I_F=20mA Ta=25°C

Emitting Color Material	Amber		Yellow Green	
		GaAsP	GaP	
Forward Voltage	typ.	2.1	2.2	V _F
	max.	2.6	2.6	V _F
Wavelength typ.	λ _D	608	573	nm
	λ _P	610	568	nm
	Δλ	35	30	nm
Color Temperature	min.	---	---	K
	max.	---	---	K
Luminous Intensity *	min.	3.6	9	mcd
	typ.	9	16	mcd
Reverse Current	max.	---		μA
Viewing Angle	2Θ1/2	x = 140 y = 120		

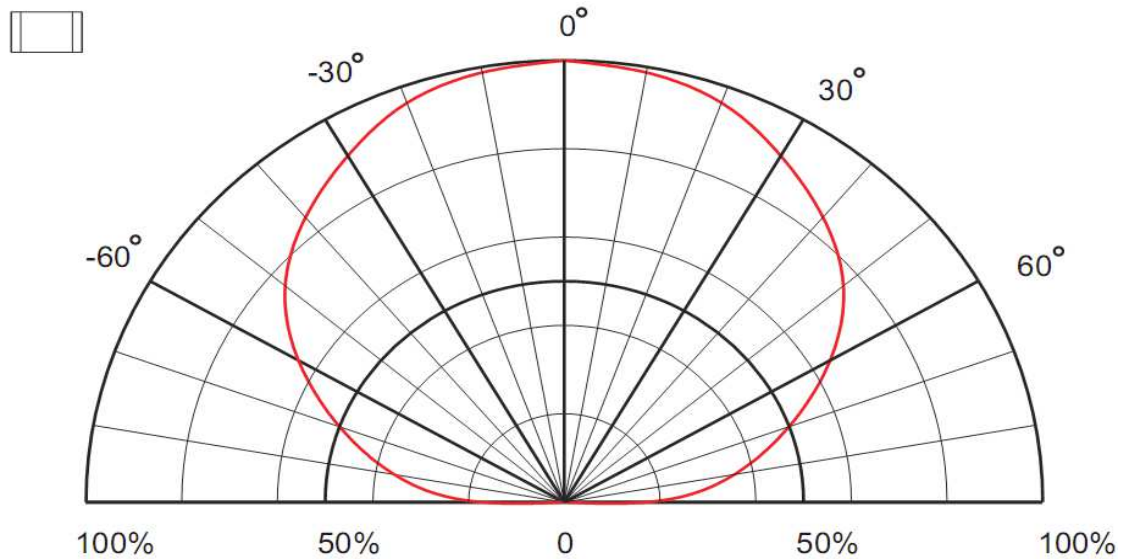
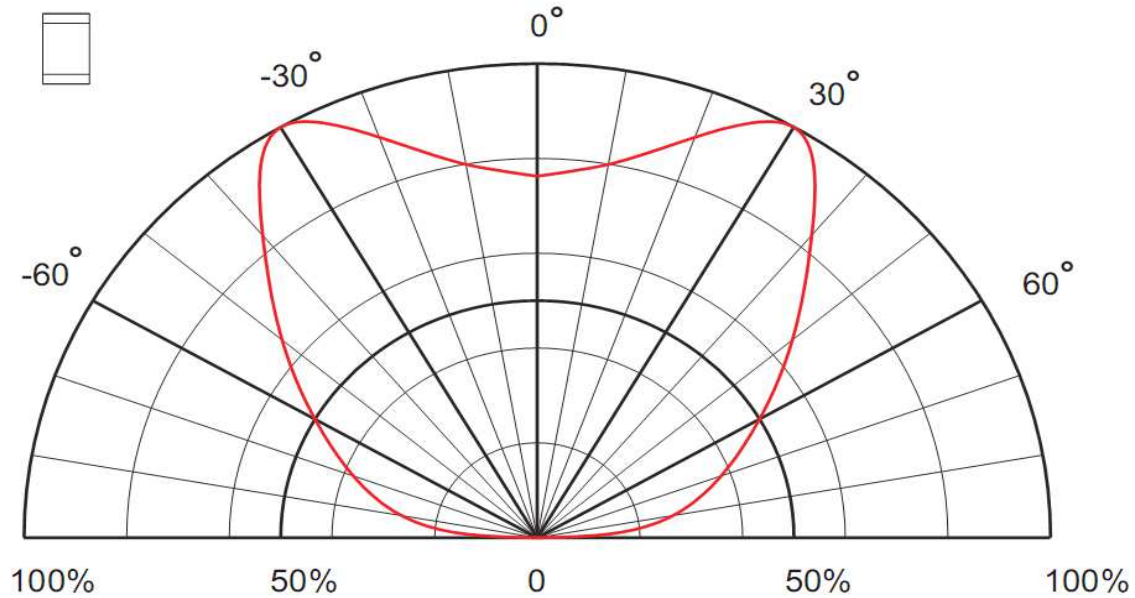
* Per NIST standards

SMT Side View LED	
Amber	Yellow Green
Part No.:	M11L9003
Customer:	

DRW:	Dong	CHKD	Chang	MATL:	Chui	DATE	04.12.2009
APPD:	Ping			FINISH	Hui	Sheet	2 from 9



Directive Characteristics

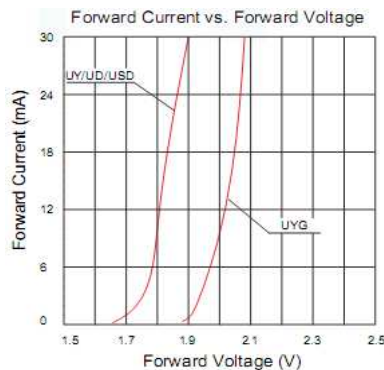
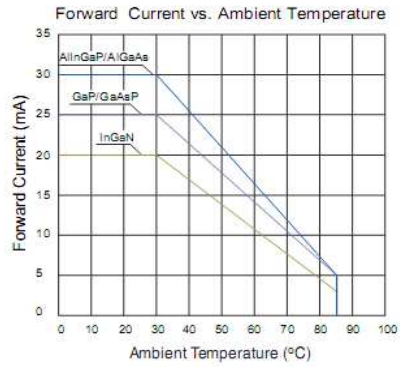
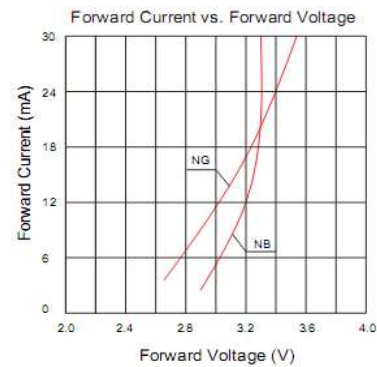
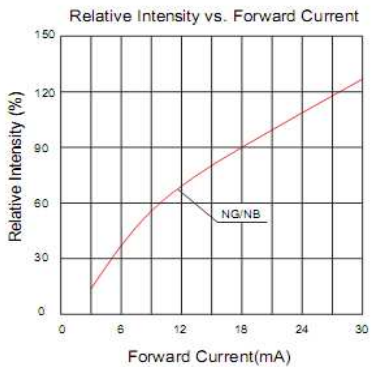
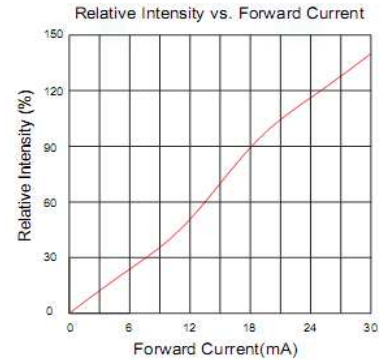
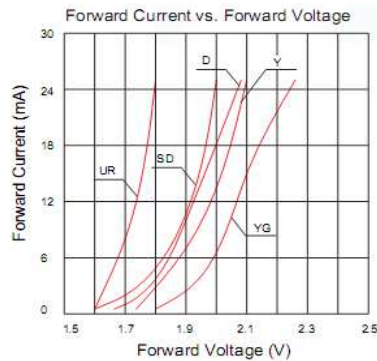
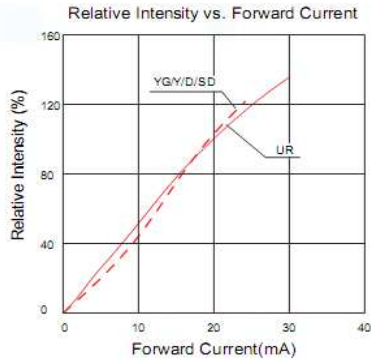


SMT Side View LED	
Amber	Yellow Green
Part No.:	M11L9003
Customer:	

DRW:	Dong	CHKD	Chang	MATL:	Chui	DATE	04.12.2009
APPD:	Ping			FINISH	Hui	Sheet	3 from 9



Curvs



SMT Side View LED
Amber **Yellow Green**

Part No.: **M11L9003**

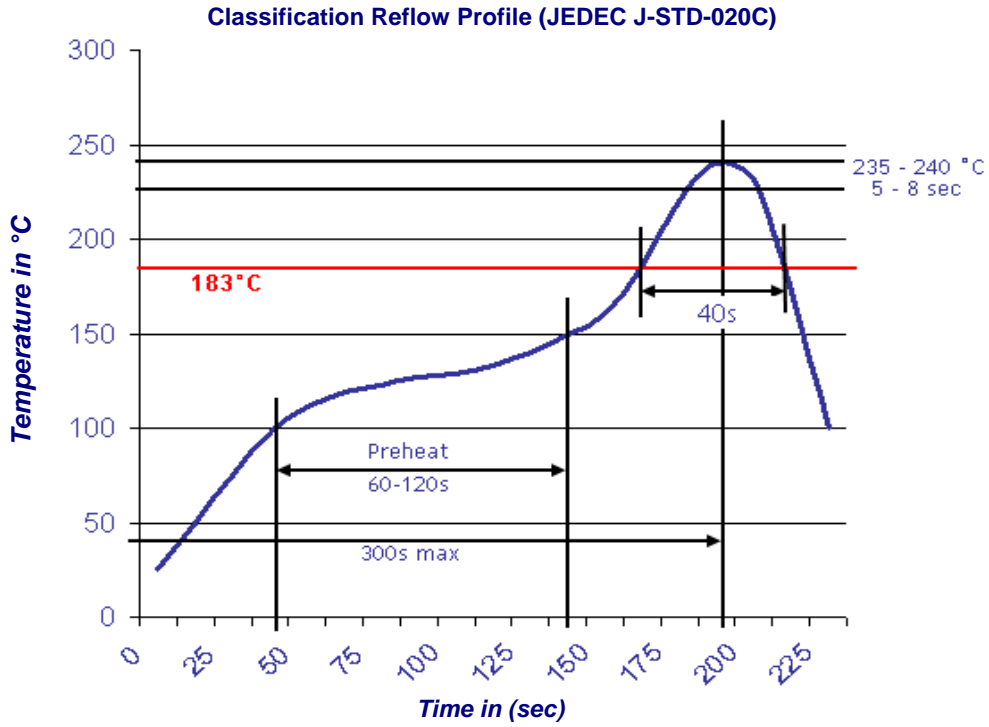
Customer:

DRW:	Dong	CHKD	Chang	MATL:	Chui	DATE	04.12.2009
APPD:	Ping			FINISH	Hui	Sheet	4 from 9



Solder Condition

Lead Free Solder

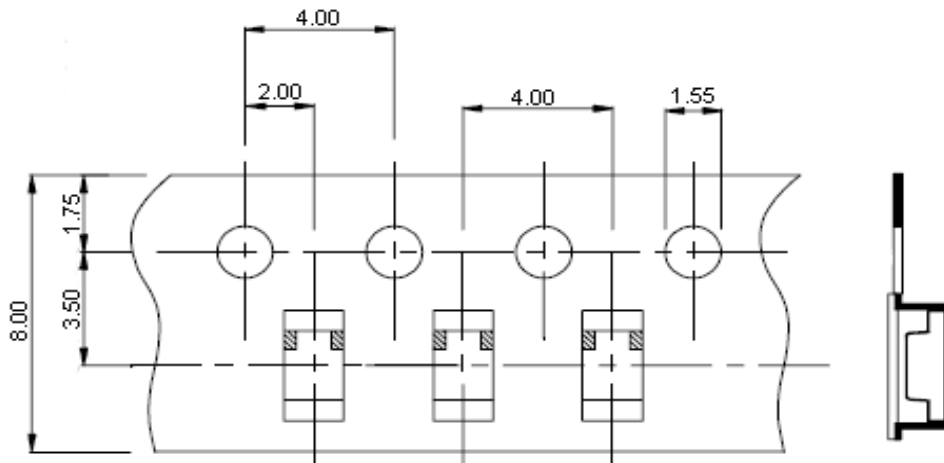


SMT Side View LED	
Amber	Yellow Green
Part No.:	M11L9003
Customer:	

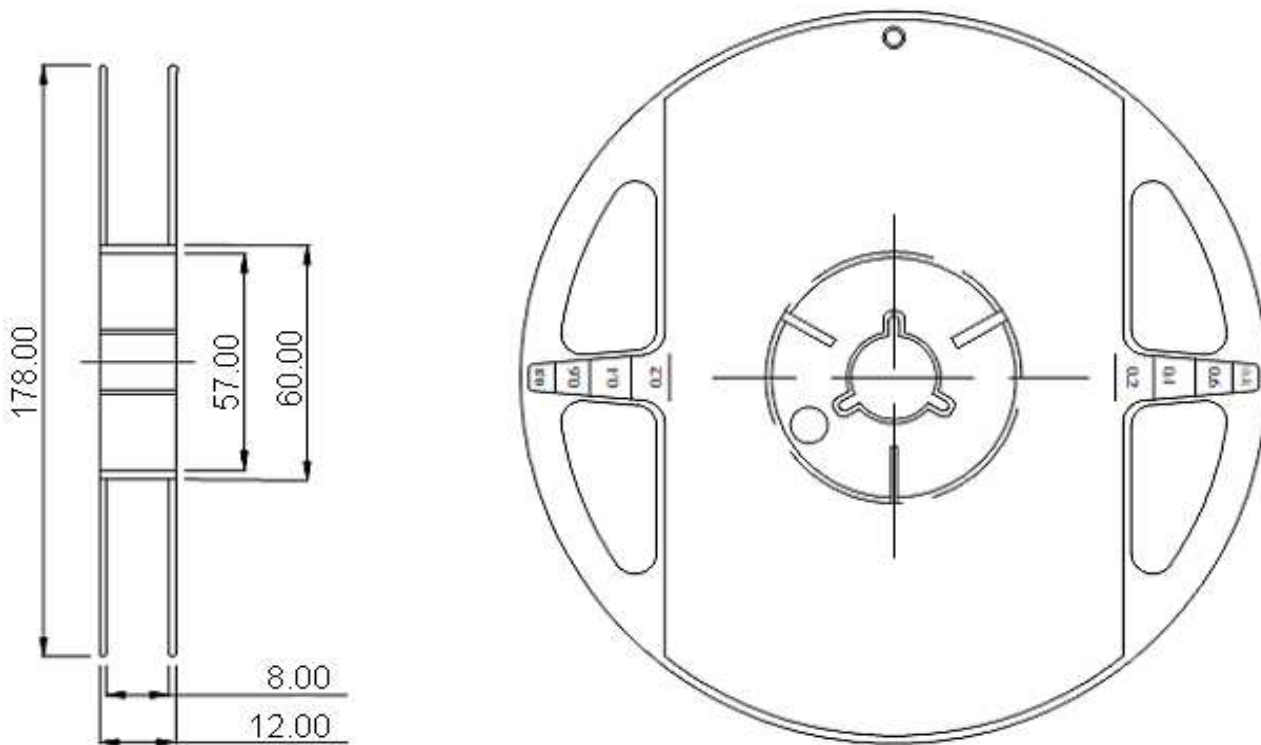
DRW:	Dong	CHKD	Chang	MATL:	Chui	DATE	04.12.2009
APPD:	Ping			FINISH	Hui	Sheet	5 from 9



Packing Specifications



Reel Specifications



SMT Side View LED
Amber **Yellow Green**

Part No.: **M11L9003**

Customer:

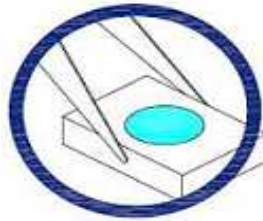
DRW:	Dong	CHKD	Chang	MATL:	Chui	DATE	04.12.2009
APPD:	Ping			FINISH	Hui	Sheet	6 from 9



Handling Precautions

Compare to epoxy encapsulant that is hard and brittle, silicone is softer and flexible. Although its characteristic significantly reduces thermal stress, it is more susceptible to damage by external mechanical force. As a result, special handling precautions need to be observed during assembly using silicone encapsulated LED products. Failure to comply might lead to damage and premature failure of the LED.

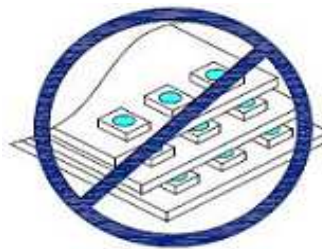
1. Handle the component along the side surfaces by using forceps or appropriate tools



2. Do not directly touch or handle the silicone lens surface. It may damage the internal circuitry.



3. Do not stack together assembled PCBs containing exposed LEDs. Outside impact may scratch the silicone lens or damage the internal circuitry.

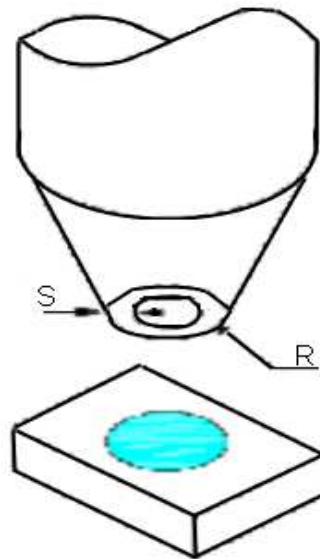


SMT Side View LED	
Amber	Yellow Green
Part No.:	M11L9003
Customer:	

DRW:	Dong	CHKD	Chang	MATL:	Chui	DATE	04.12.2009
APPD:	Ping			FINISH	Hui	Sheet	7 from 9



4. The outer diameter of the TOP LED pickup nozzle should not exceed the size of the LED to prevent air leaks. The inner diameter of the nozzle should be as large as possible.
5. A pliable material is suggested for the nozzle tip to avoid scratching or damaging the LED surface during pickup.
6. The dimensions of the component must be accurately programmed in the pick-and-place machine to insure precise pickup and avoid damage during production.

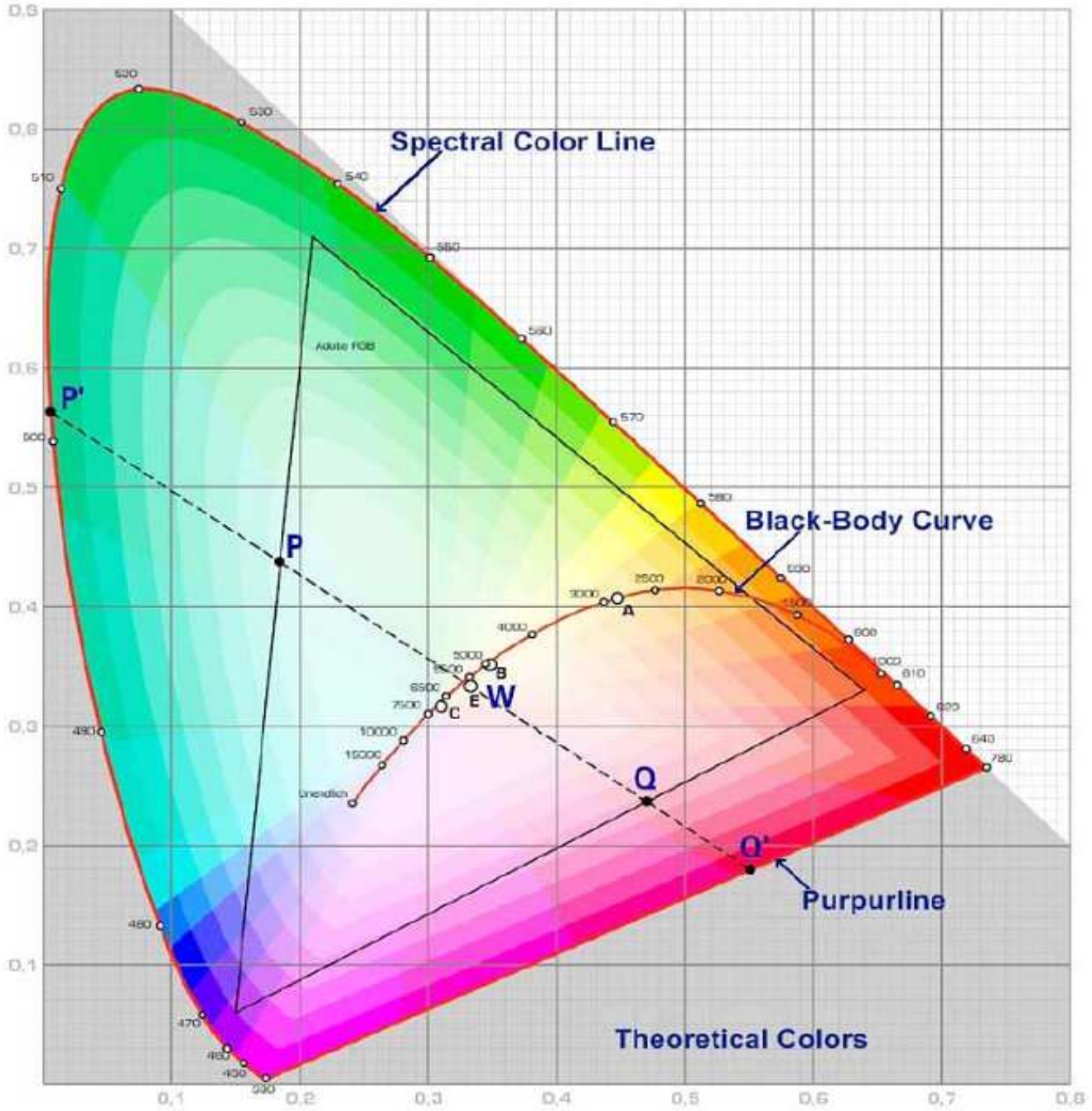


SMT Side View LED	
Amber	Yellow Green
Part No.:	M11L9003
Customer:	

DRW:	Dong	CHKD	Chang	MATL:	Chui	DATE	04.12.2009
APPD:	Ping			FINISH	Hui	Sheet	8 from 9



Color table curve



SMT Side View LED	
Amber	Yellow Green
Part No.:	M11L9003
Customer:	

DRW:	Dong	CHKD	Chang	MATL:	Chui	DATE	04.12.2009
APPD:	Ping			FINISH	Hui	Sheet	9 from 9

Copyright by EDCON-COMPONENTS