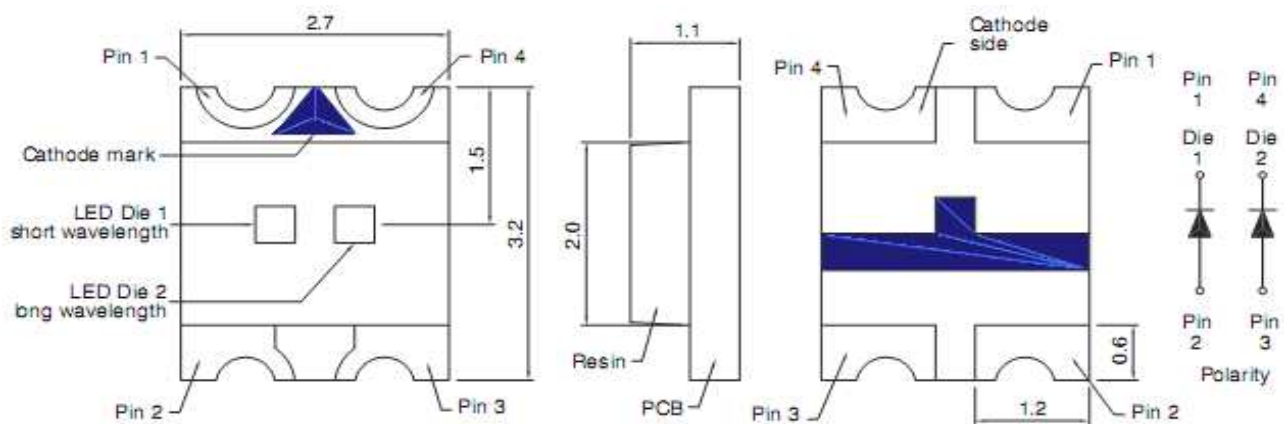




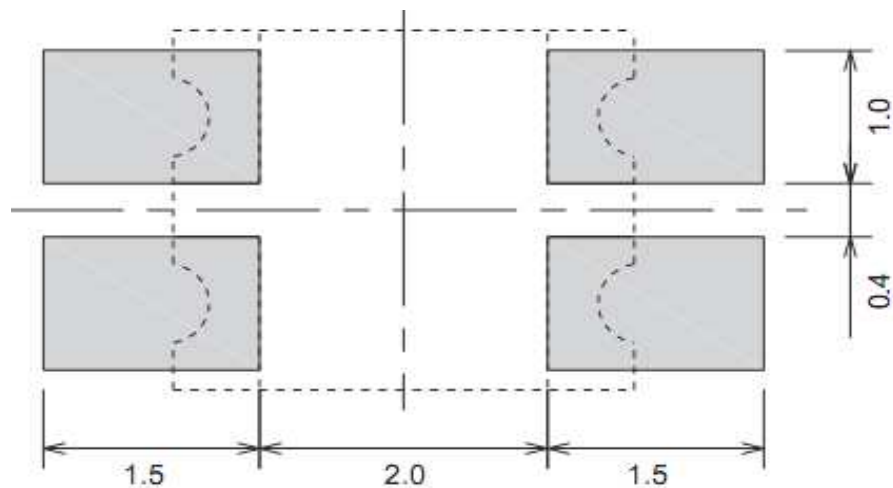
Applications

- Interior automotive lighting
- Optical indicators
- Communication Products
- Backlighting
- Toys

Technical Drawing



Recommended Soldering Pattern



Notes :

All dimensions in mm tolerance is $\pm 0.1\text{mm}$ unless otherwise noted.

SMT Top View LED	
Yellow	Blue
Part No.:	M11C2008
Customer:	

DRW:	Dong	CHKD	Chang	MATL:	Chui	DATE	04.12.2009
APPD:	Ping			FINISH	Hui	Sheet	1 from 9



Absolute Maximum Ratings

Ta=25°C

Item	Symbol	AllnGaP	InGaN	Unit
Power Dissipation	P _D	72	78	mW
DC Forward Current	I _F	30	20	mA
Plused Forward Current	I _{FP} *	100	80	mA
Reverse Voltage	V _R	5		V
Operating Temperature	T _{OP}	-30 to 80		°C
Storage Temperature	T _{ST}	-40 to 85		°C

* 0.1 msec pulse, 10% duty cycle

Electrcal / Optical Characteristics

I_F=20mA Ta=25°C

Ermitting Color Material	Yellow		Blue	
	AllnGaP		InGaN	
Forward Voltage	typ.	1.9	3.3	V _F
	max.	2.4	3.9	V _F
Wavelength typ.	λ _D	591	470	nm
	λ _P	593	468	nm
	Δλ	15	40	nm
Color Temperature	min.	---	---	K
	max.	---	---	K
Luminous Intensity *	min.	40	36	mcd
	typ.	90	56	mcd
Reverse Current	max.	---		μA
Viewing Angle	2Θ1/2	140		

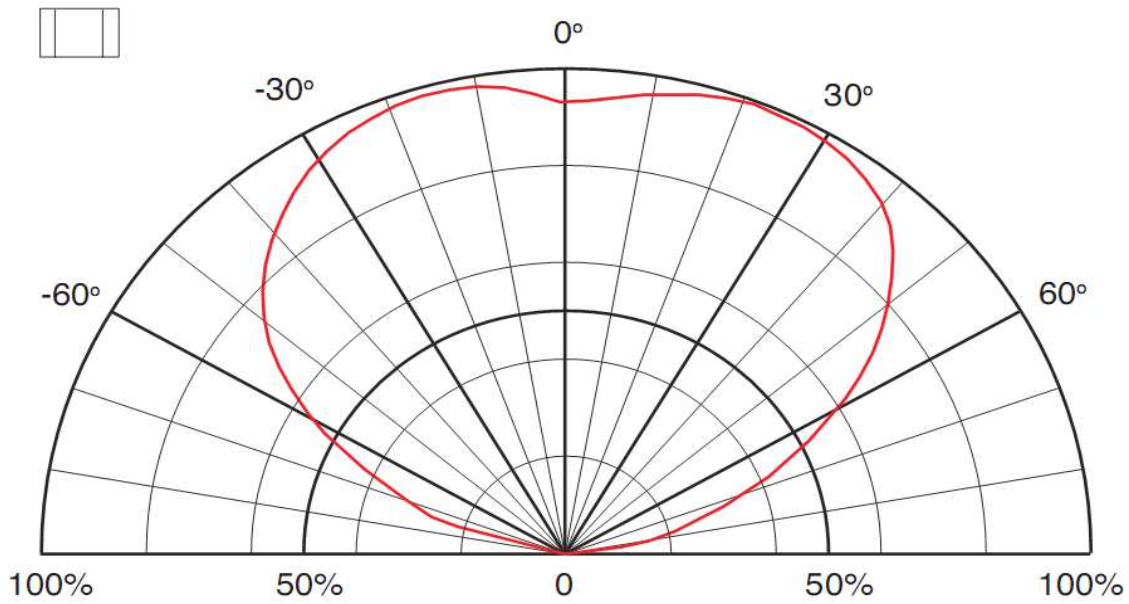
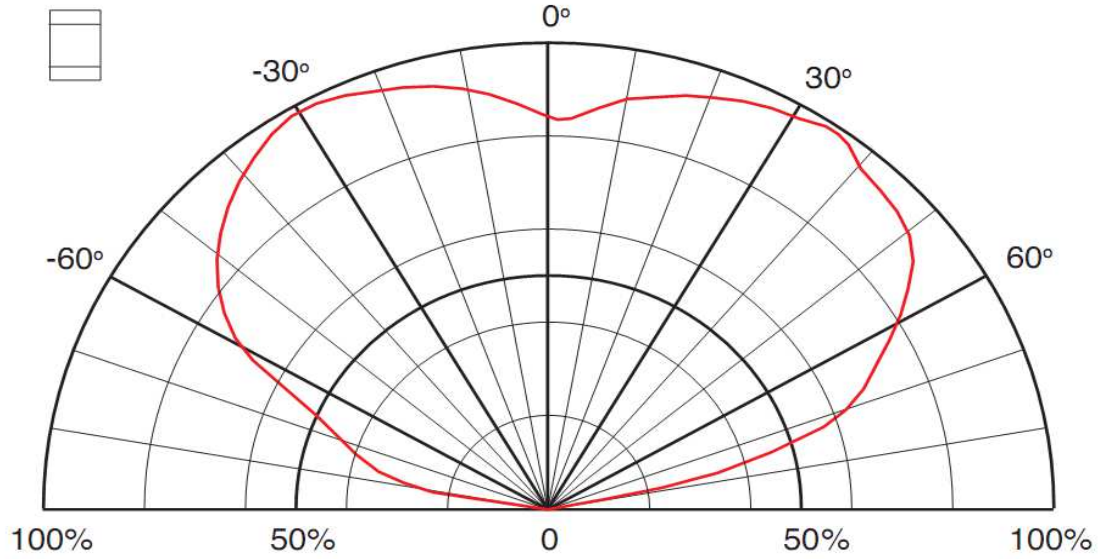
* Per NIST standards

SMT Top View LED	
Yellow	Blue
Part No.:	M11C2008
Customer:	

DRW:	Dong	CHKD	Chang	MATL:	Chui	DATE	04.12.2009
APPD:	Ping			FINISH	Hui	Sheet	2 from 9



Directive Characteristics



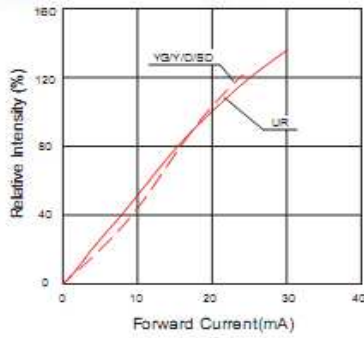
SMT Top View LED	
Yellow	Blue
Part No.:	M11C2008
Customer:	

DRW:	Dong	CHKD	Chang	MATL:	Chui	DATE	04.12.2009
APPD:	Ping			FINISH	Hui	Sheet	3 from 9

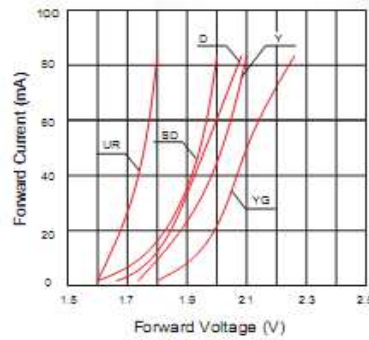


Curvs

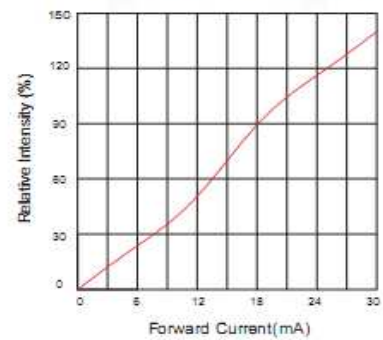
Relative Intensity vs. Forward Current



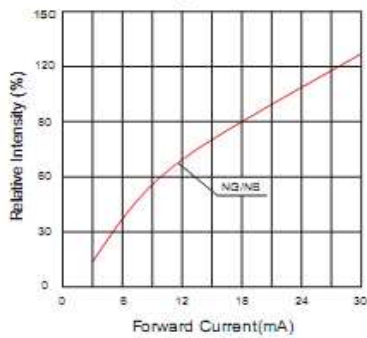
Forward Current vs. Forward Voltage



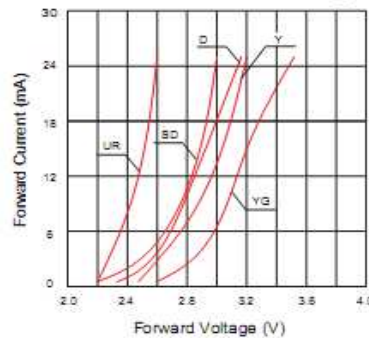
Relative Intensity vs. Forward Current



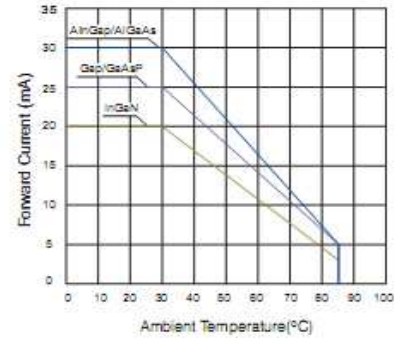
Relative Intensity vs. Forward Current



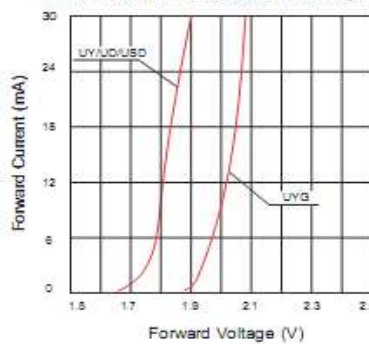
Forward Current vs. Forward Voltage



Forward Current vs. Ambient Temperature



Forward Current vs. Forward Voltage



SMT Top View LED
Yellow **Blue**

Part No.: **M11C2008**

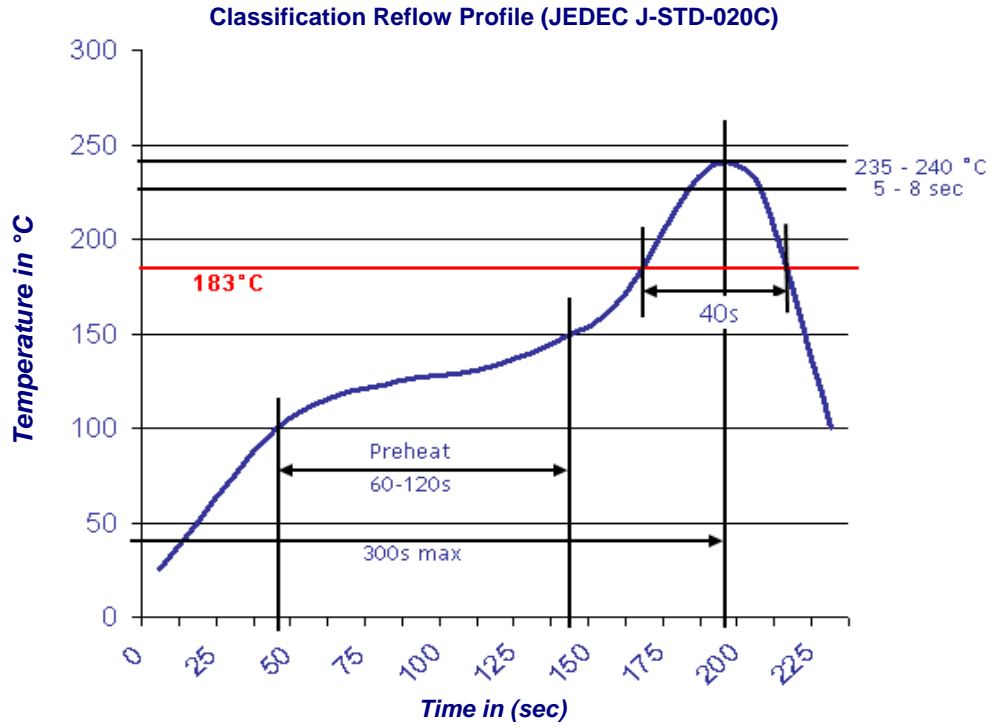
Customer:

DRW:	Dong	CHKD	Chang	MATL:	Chui	DATE	04.12.2009
APPD:	Ping			FINISH	Hui	Sheet	4 from 9



Solder Condition

Lead Free Solder

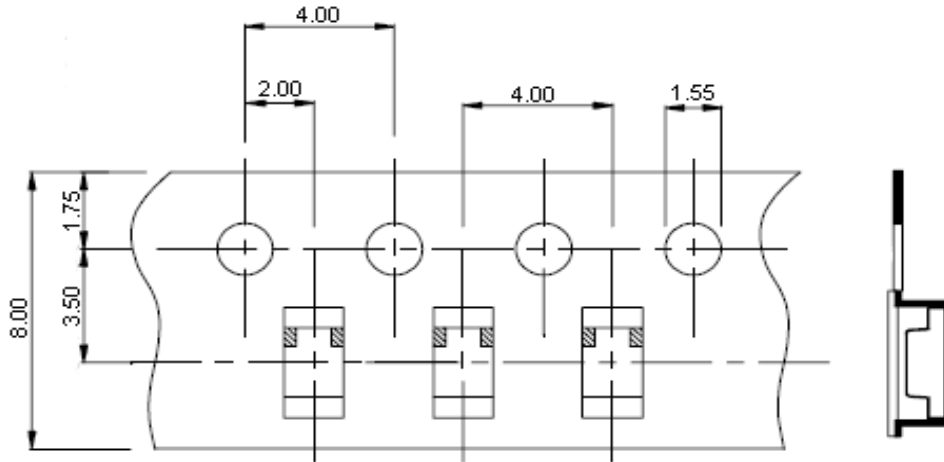


SMT Top View LED	
Yellow	Blue
Part No.:	M11C2008
Customer:	

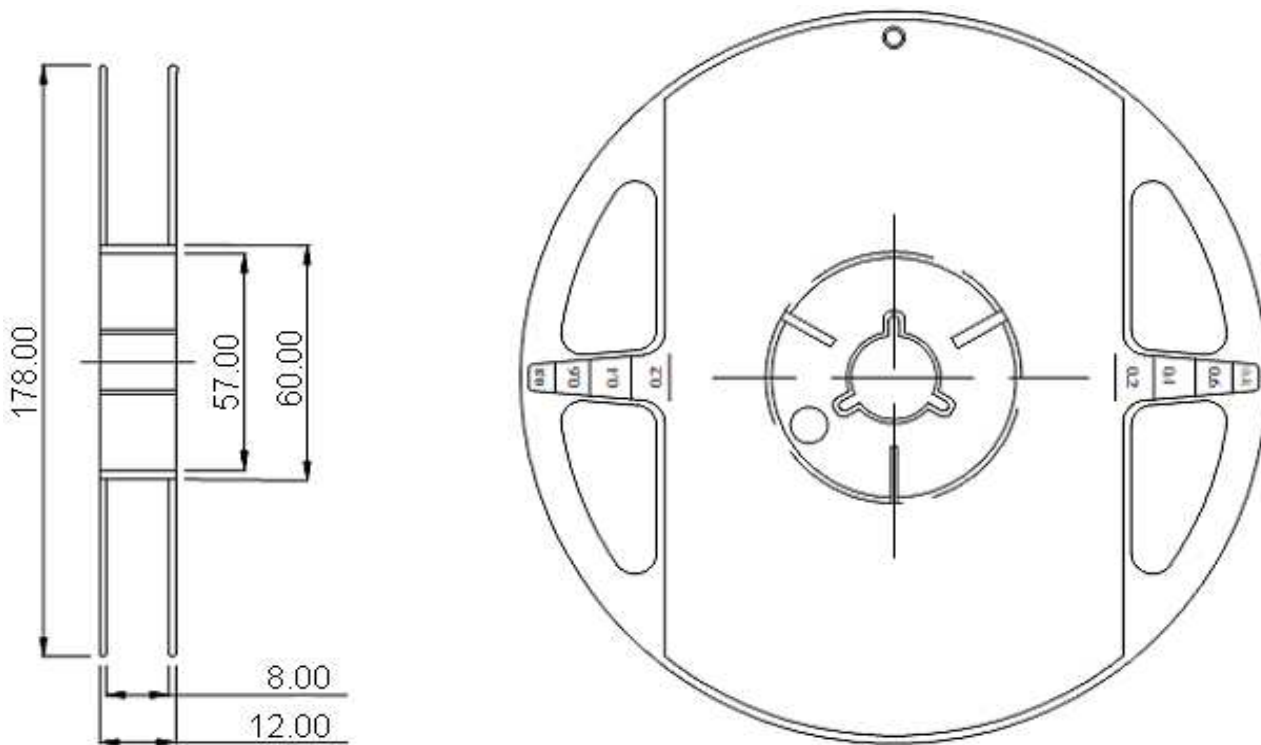
DRW:	Dong	CHKD	Chang	MATL:	Chui	DATE	04.12.2009
APPD:	Ping			FINISH	Hui	Sheet	5 from 9



Packing Specifications



Reel Specifications



SMT Top View LED
Yellow **Blue**

Part No.: **M11C2008**

Customer:

DRW:	Dong	CHKD	Chang	MATL:	Chui	DATE	04.12.2009
APPD:	Ping			FINISH	Hui	Sheet	6 from 9



Handling Precautions

Compare to epoxy encapsulant that is hard and brittle, silicone is softer and flexible. Although its characteristic significantly reduces thermal stress, it is more susceptible to damage by external mechanical force. As a result, special handling precautions need to be observed during assembly using silicone encapsulated LED products. Failure to comply might lead to damage and premature failure of the LED.

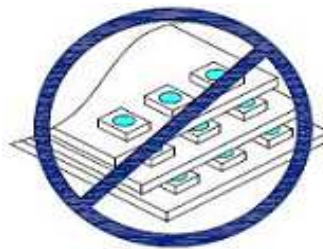
1. Handle the component along the side surfaces by using forceps or appropriate tools



2. Do not directly touch or handle the silicone lens surface. It may damage the internal circuitry.



3. Do not stack together assembled PCBs containing exposed LEDs. Outside impact may scratch the silicone lens or damage the internal circuitry.



SMT Top View LED
Yellow **Blue**

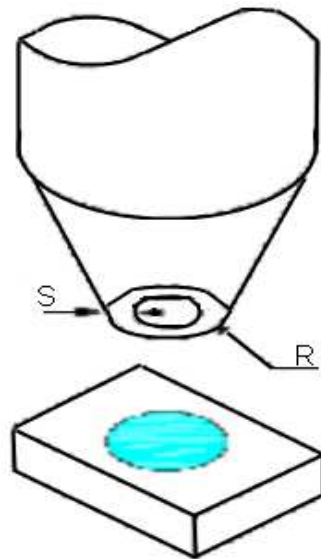
Part No.: **M11C2008**

Customer:

DRW:	Dong	CHKD	Chang	MATL:	Chui	DATE	04.12.2009
APPD:	Ping			FINISH	Hui	Sheet	7 from 9



4. The outer diameter of the TOP LED pickup nozzle should not exceed the size of the LED to prevent air leaks. The inner diameter of the nozzle should be as large as possible.
5. A pliable material is suggested for the nozzle tip to avoid scratching or damaging the LED surface during pickup.
6. The dimensions of the component must be accurately programmed in the pick-and-place machine to insure precise pickup and avoid damage during production.

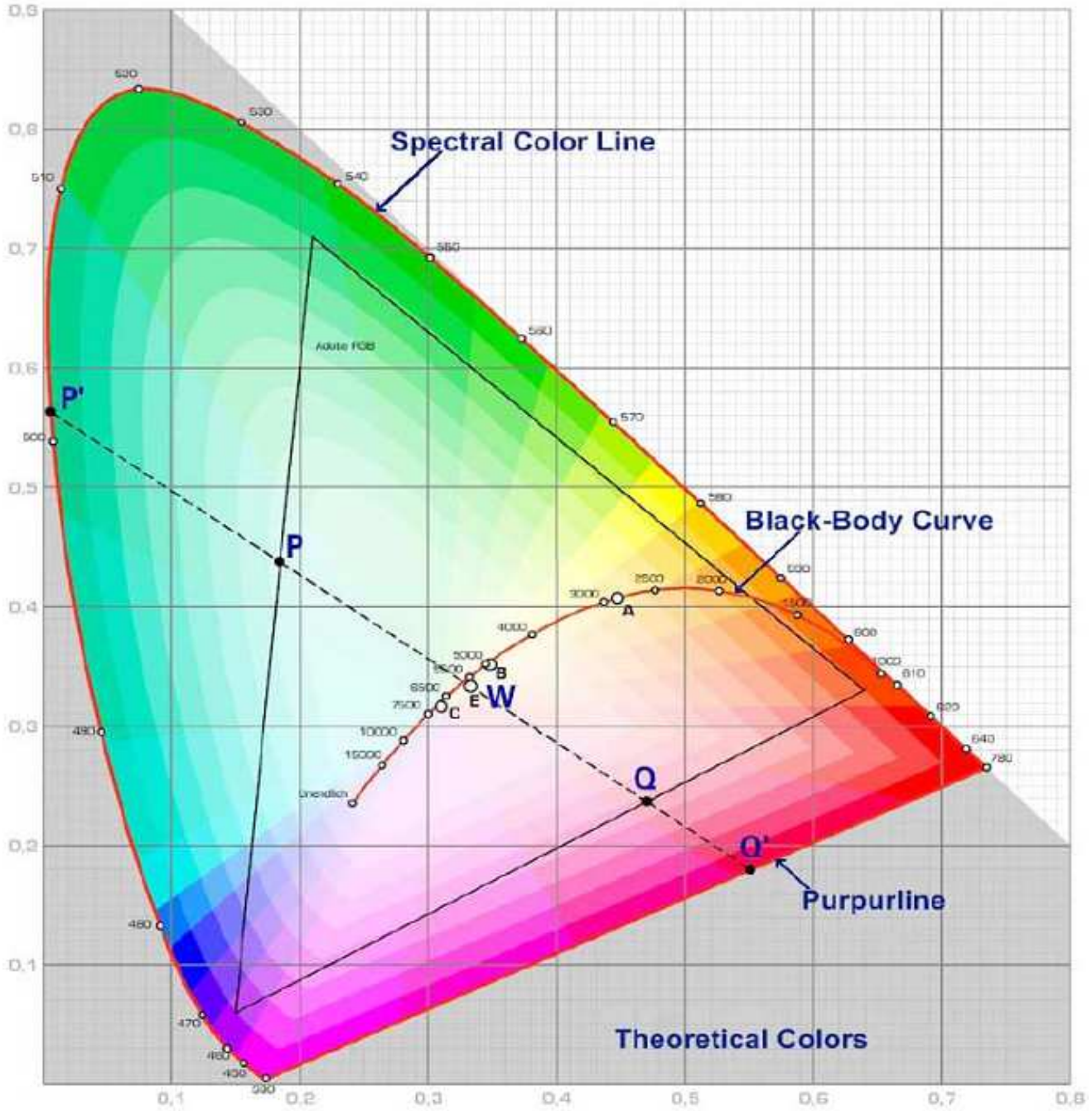


SMT Top View LED	
Yellow	Blue
Part No.:	M11C2008
Customer:	

DRW:	Dong	CHKD	Chang	MATL:	Chui	DATE	04.12.2009
APPD:	Ping			FINISH	Hui	Sheet	8 from 9



Color table curve



SMT Top View LED	
Yellow	Blue
Part No.:	M11C2008
Customer:	

DRW:	Dong	CHKD	Chang	MATL:	Chui	DATE	04.12.2009
APPD:	Ping			FINISH	Hui	Sheet	9 from 9

Copyright by EDCON-COMPONENTS