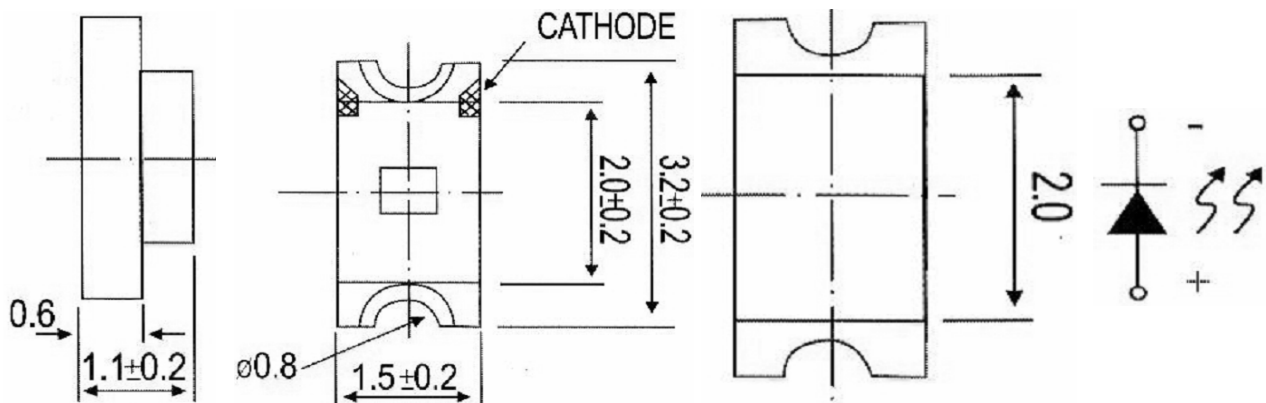




**Applications**

- Interior automotive lighting
- Optical indicators
- Communication Products
- Backlighting
- Toys

**Technical Drawing**



**Recommended Soldering Pattern**

**Notes :**

All dimensions in mm tolerance is  $\pm 0.1$ mm unless otherwise noted.

<b>Chip LED Purple</b>	
Part No.:	<b>M11G1007</b>
Customer:	

DRW:	Dong	CHKD	Chang	MATL:	Chui	DATE	06.12.2009
APPD:	Ping			FINISH	Hui	Sheet	1 from 9



**Absolute Maximum Ratings**

Ta=25°C

Item	Symbol	GaN	Unit
Power Dissipation	P <sub>D</sub>	---	mW
DC Forward Current	I <sub>F</sub>	20	mA
Pulsed Forward Current	I <sub>FP</sub> *	---	mA
Reverse Voltage	V <sub>R</sub>	---	V
Operating Temperature	T <sub>OP</sub>	---	°C
Storage Temperature	T <sub>ST</sub>	-55 to 100	°C

\* 0.1 msec pulse, 10% duty cycle

**Electrical / Optical Characteristics**

I<sub>F</sub>=20mA Ta=25°C

Ermitting Color	Purple		
Material	GaN		
Forward Voltage	typ.	3.6	V <sub>F</sub>
	max.	4.0	V <sub>F</sub>
Wavelength typ.	λ <sub>D</sub>	---	nm
	λ <sub>P</sub>	---	nm
	Δλ	---	nm
Color Temperature	min.	---	K
	max.	---	K
Luminous Intensity *	min.	100	mcd
	typ.	160	mcd
Reverse Current	max.	---	μA
Viewing Angle	2Θ <sub>1/2</sub>	130	

\* Per NIST standards

**Chip LED  
Purple**

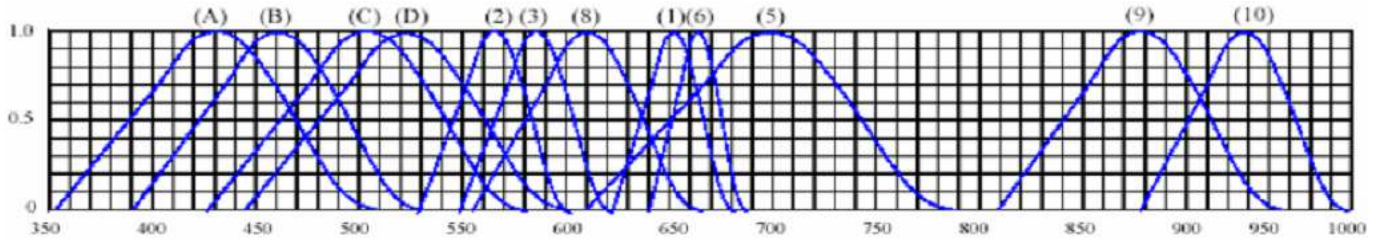
Part No.: **M11G1007**

Customer:

DRW:	Dong	CHKD	Chang	MATL:	Chui	DATE	06.12.2009
APPD:	Ping			FINISH	Hui	Sheet	2 from 9



**Curve**



Wavelength ( nm )

**Relative Intensity vs Wavelength**

( 1 )	GaAsP / GaAs 655nm Red	( 9 )	GaAlAs 880nm
( 2 )	GaP 568nm Yellow Green	( 10 )	GaAs & GaAlAs 940nm
( 3 )	GaAsP / GaP 585nm Yellow	( A )	GaN 430nm Blue
( 4 )	GaAsP / GaP 635nm Orange & Red	( B )	InGaN 470nm Blue
( 5 )	GaP 700nm Red	( C )	InGaN 502nm Green
( 6 )	GaAlAs / GaAs 660nm Red	( D )	InGaN 523nm Green
( 8 )	GaAsP / GaP 610nm Red		

**Chip LED**  
**Purple**

Part No.: **M11G1007**

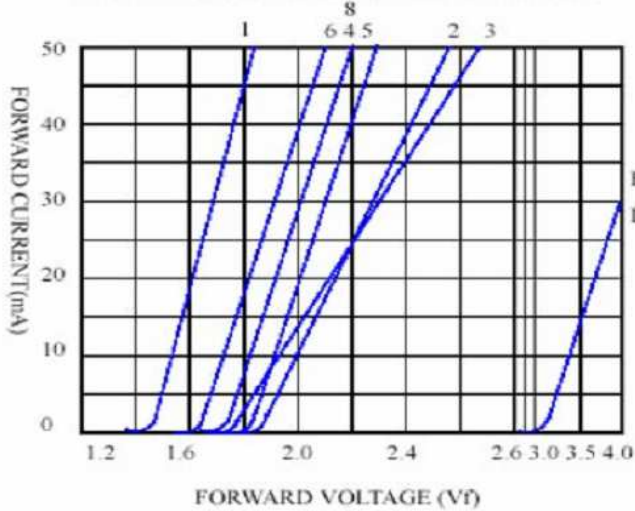
Customer:

DRW:	Dong	CHKD	Chang	MATL:	Chui	DATE	06.12.2009
APPD:	Ping			FINISH	Hui	Sheet	3 from 9

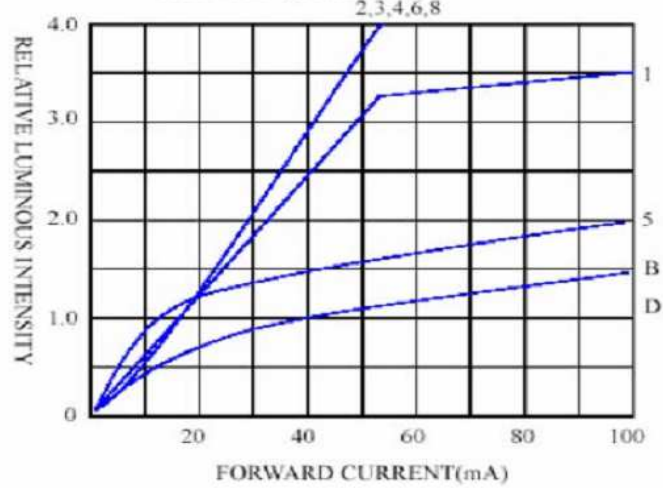


**Curve**

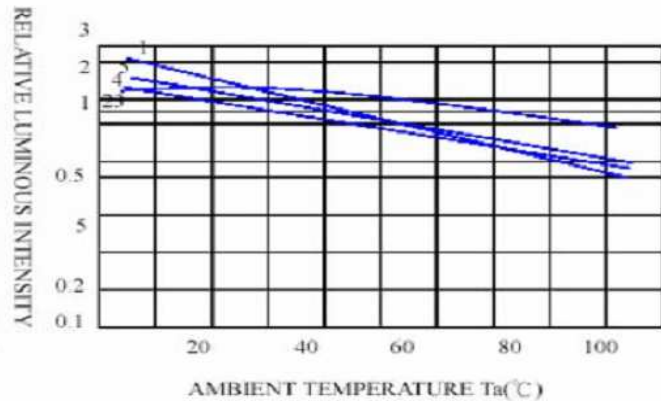
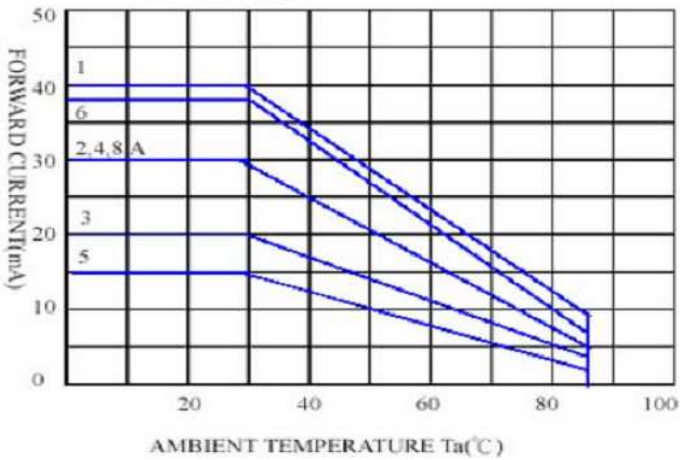
FORWARD CURRENT VS. FORWARD VOLTAGE



RELATIVE LUMINOUS INTENSITY VS. FORWARD CURRENT



FORWARD CURRENT VS. AMBIENT TEMPERATURE



**Chip LED**  
**Purple**

Part No.: **M11G1007**

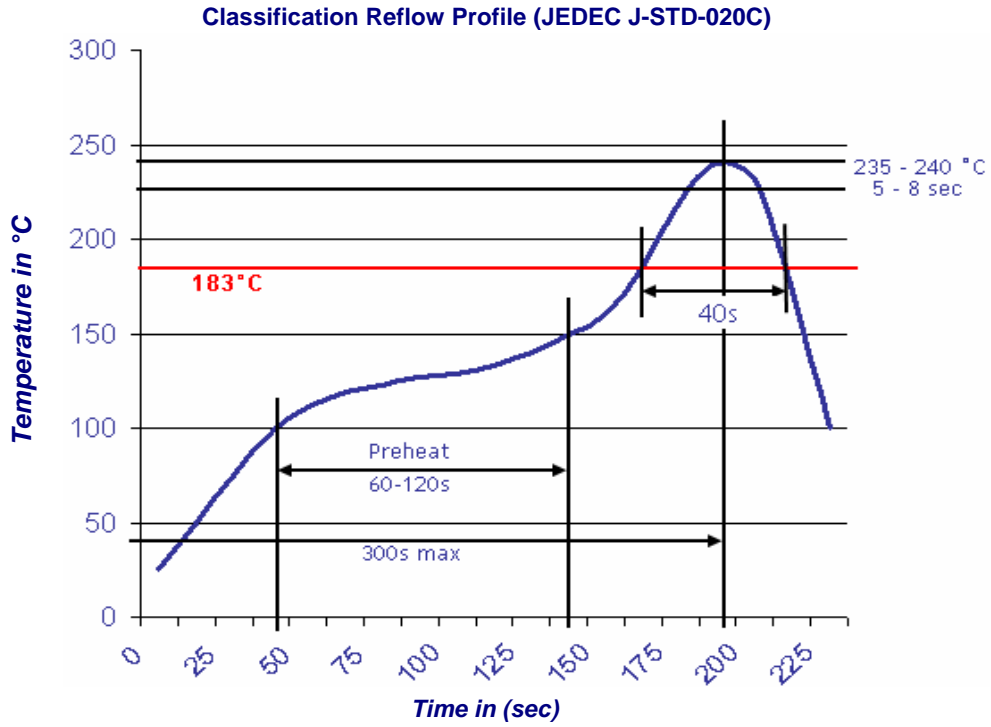
Customer:

DRW:	Dong	CHKD	Chang	MATL:	Chui	DATE	06.12.2009
APPD:	Ping			FINISH	Hui	Sheet	4 from 9



**Solder Condition**

**Lead Free Solder**

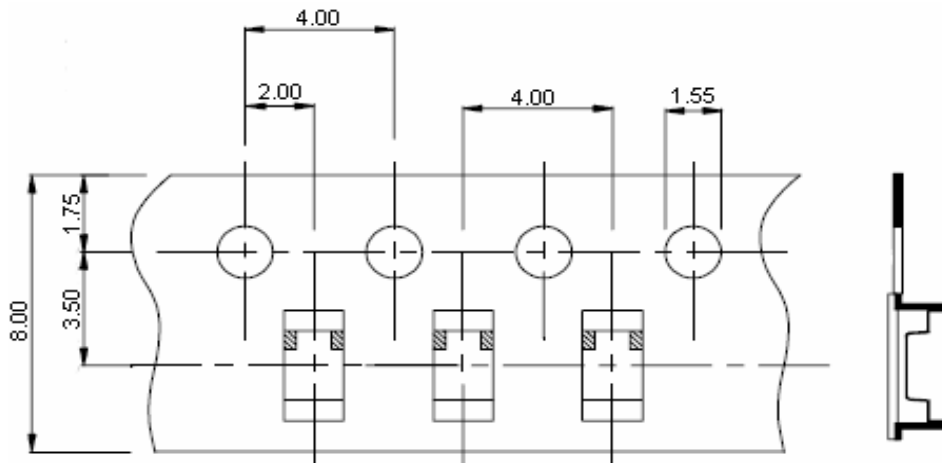


<b>Chip LED Purple</b>	
Part No.:	<b>M11G1007</b>
Customer:	

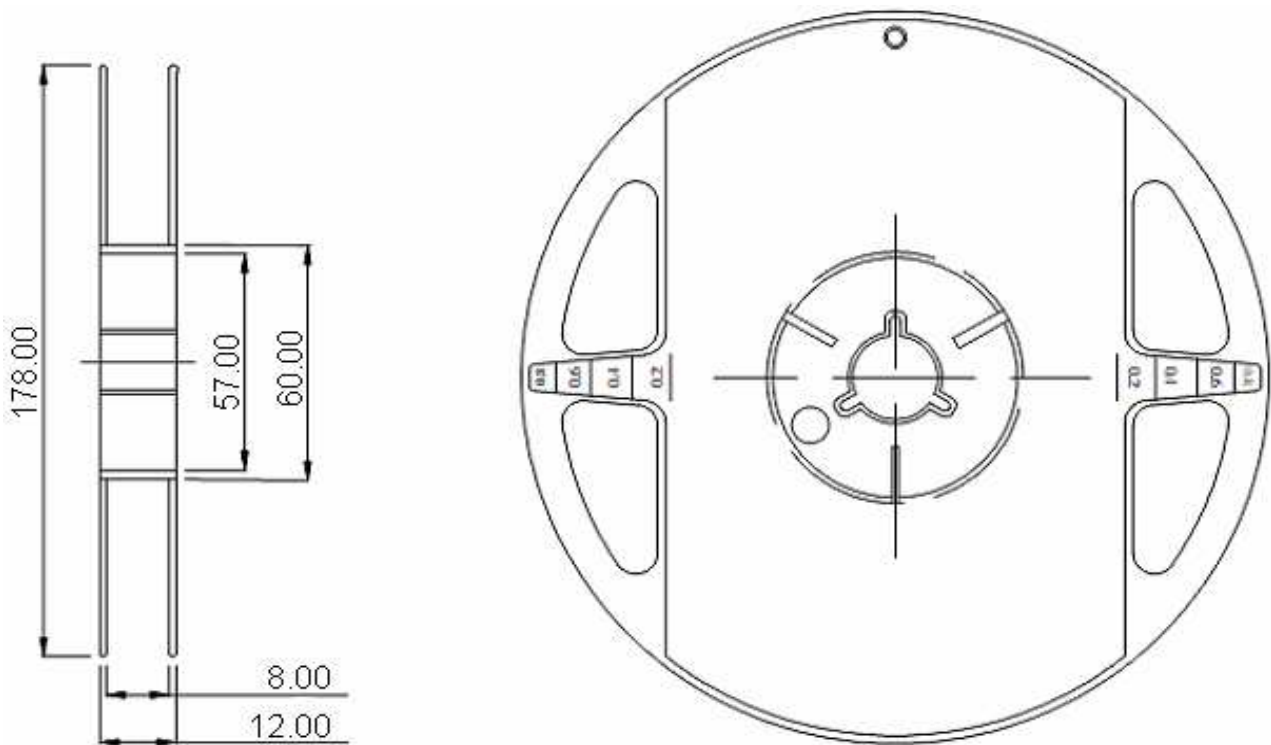
DRW:	Dong	CHKD	Chang	MATL:	Chui	DATE	06.12.2009
APPD:	Ping			FINISH	Hui	Sheet	5 from 9



**Packing Specifications**



**Reel Specifications**



**Chip LED  
 Purple**

Part No.: **M11G1007**

Customer:

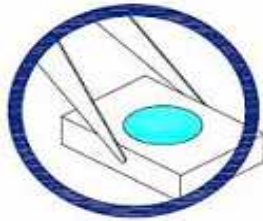
DRW:	Dong	CHKD	Chang	MATL:	Chui	DATE	06.12.2009
APPD:	Ping			FINISH	Hui	Sheet	6 from 9



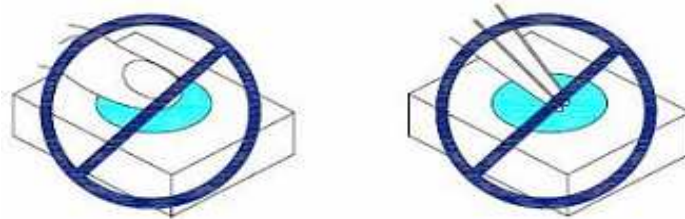
### Handling Precautions

Compare to epoxy encapsulant that is hard and brittle, silicone is softer and flexible. Although its characteristic significantly reduces thermal stress, it is more susceptible to damage by external mechanical force. As a result, special handling precautions need to be observed during assembly using silicone encapsulated LED products. Failure to comply might lead to damage and premature failure of the LED.

1. Handle the component along the side surfaces by using forceps or appropriate tools



2. Do not directly touch or handle the silicone lens surface. It may damage the internal circuitry.



3. Do not stack together assembled PCBs containing exposed LEDs. Outside impact may scratch the silicone lens or damage the internal circuitry.



### Chip LED Purple

Part No.: **M11G1007**

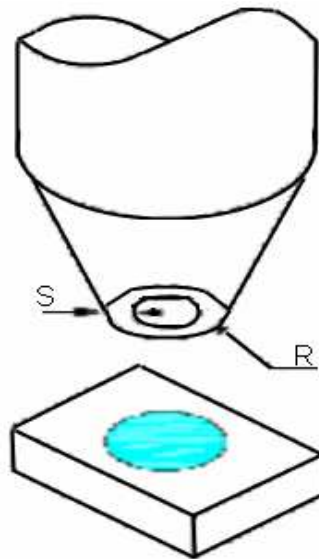
Customer:

DRW:	Dong	CHKD	Chang	MATL:	Chui	DATE	06.12.2009
APPD:	Ping			FINISH	Hui	Sheet	7 from 9

Copyright by EDCON-COMPONENTS



4. The outer diameter of the TOP LED pickup nozzle should not exceed the size of the LED to prevent air leaks. The inner diameter of the nozzle should be as large as possible.
5. A pliable material is suggested for the nozzle tip to avoid scratching or damaging the LED surface during pickup.
6. The dimensions of the component must be accurately programmed in the pick-and-place machine to insure precise pickup and avoid damage during production.



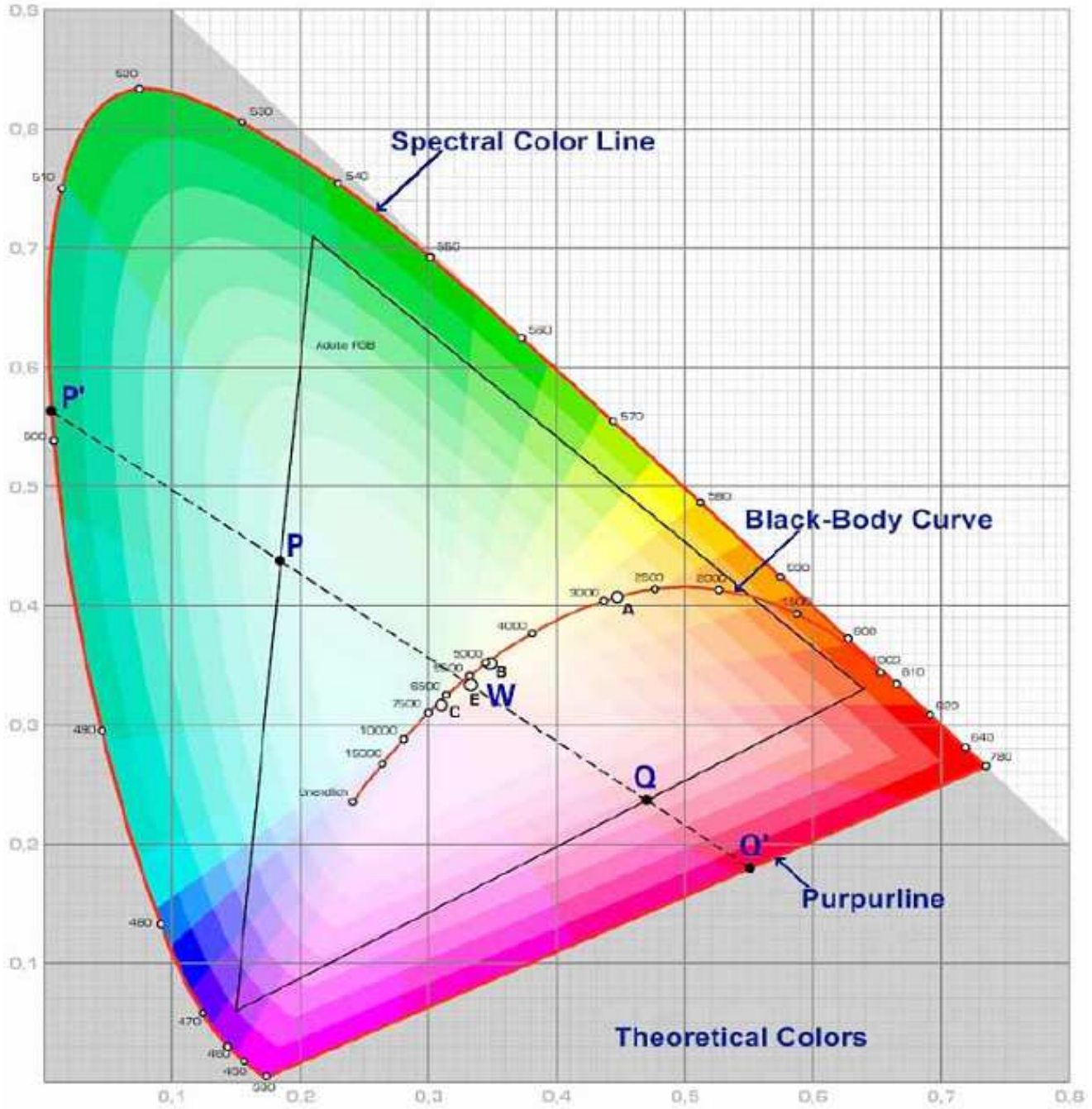
<b>Chip LED Purple</b>	
Part No.:	<b>M11G1007</b>
Customer:	

DRW:	Dong	CHKD	Chang	MATL:	Chui	DATE	06.12.2009
APPD:	Ping			FINISH	Hui	Sheet	8 from 9





**Color table curve**



<b>Chip LED Purple</b>	
Part No.:	<b>M11G1007</b>
Customer:	

DRW:	Dong	CHKD	Chang	MATL:	Chui	DATE	06.12.2009
APPD:	Ping			FINISH	Hui	Sheet	9 from 9

Copyright by EDCON-COMPONENTS