

EDCON-COMPONENTS



Technical Discription

Electrical

Current Rating: 1,8A
 Voltage Rating: 125VAC
 Insulation Resistance: 100M Ω min.
 Contact Resistance: 30m Ω max.
 Withstanding Voltage: AC1000V RMS 50/60Hz 1min.

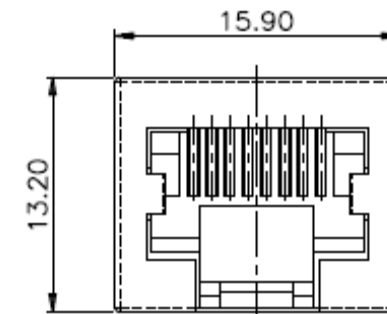
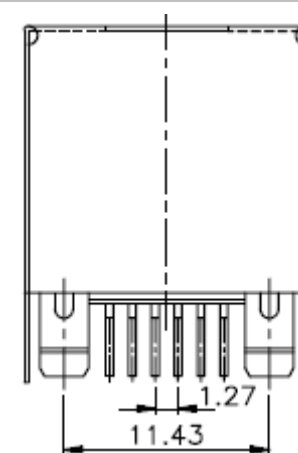
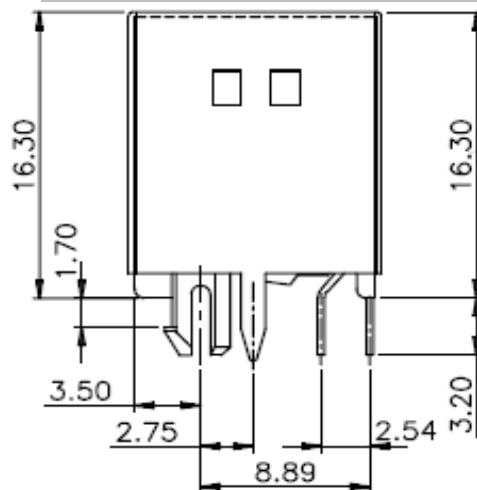
Mechanical

Insertion Force: 2,2Kg.F.max.
 Retention Strength: 7,7Kg.F min.beetween jack a. plug
 Durability: 750 mating cycles min.

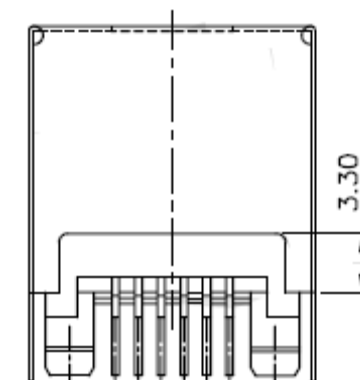
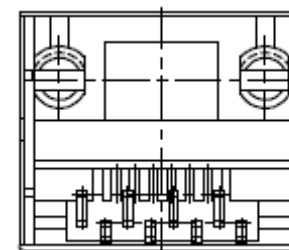
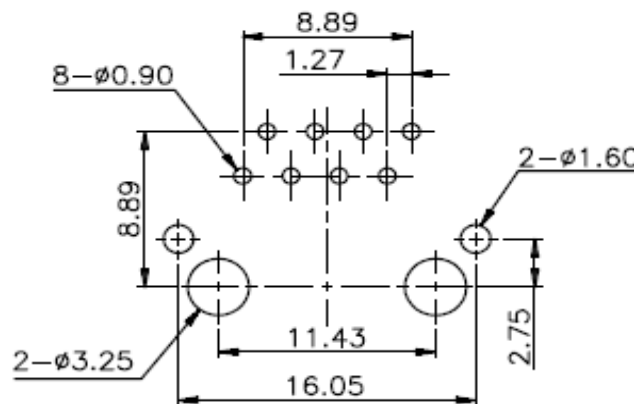
Material

Housing: ABS RESIN (UL94V-0)
 PBT(UL94V-0 PA66(UÖ94V-0)
 PA46(UL94V-0)
 Contact wire: Diameter 0,35mm Phosphor
 bronze Gold Plating over Nickel
 Shield: 0,20~0,25mm thickness brass with
 tin plated
 Contact Plating: Gold Flash, 3 μ / 6 μ / 15 μ / 30 μ 50 μ
 inch
 Working Temperatur: -10°C ~ +70°C

Technical Drawing



PCB Layout



**PCB Modular Jack w.
shield w. flange**

Part No.: **T91A15016-**

Customer:

DRW:	John	CHKD	Tony	MATL:	Tony	TOLERANCE	Su	DATE	27.12.2015
APPD:	Jimmy			FINISH	Jeff		Sheet No.		1 from 3

EDCON-COMPONENTS



Ordering Informations

Serie	No. Of. Positions	No. Of Contact	Contact Plating	Special function	ROHS	Packing				
T91A15016-	8	8	GF	N	R	TY				

8= 8Pos.	8= 8 Pos. connecting	GF= Gold Flash		R= ROHS conform	TY= Tray Packing
		GA= 3µGold Plating	N= without Flange	N= NON ROHS conform	BU= Bulk-Ware
		GB= 6µGold Plating			
		GC= 15µGold Plating			
		GD= 30µGold Plating			
		GE= 50µGold Plating			

PCB Modular Jack w. shield w. flange

Part No.: **T91A15016-**

DRW:	John	CHKD	Tony	MATL:	Tony	TOLERANCE	Su	DATE	27.12.2015
APPD:	Jimmy			FINISH	Jeff		Sheet No.		2 from 3

Customer:
email: info@edcon-components.com

www.edcon-components.com

Copyright by S.Tiede

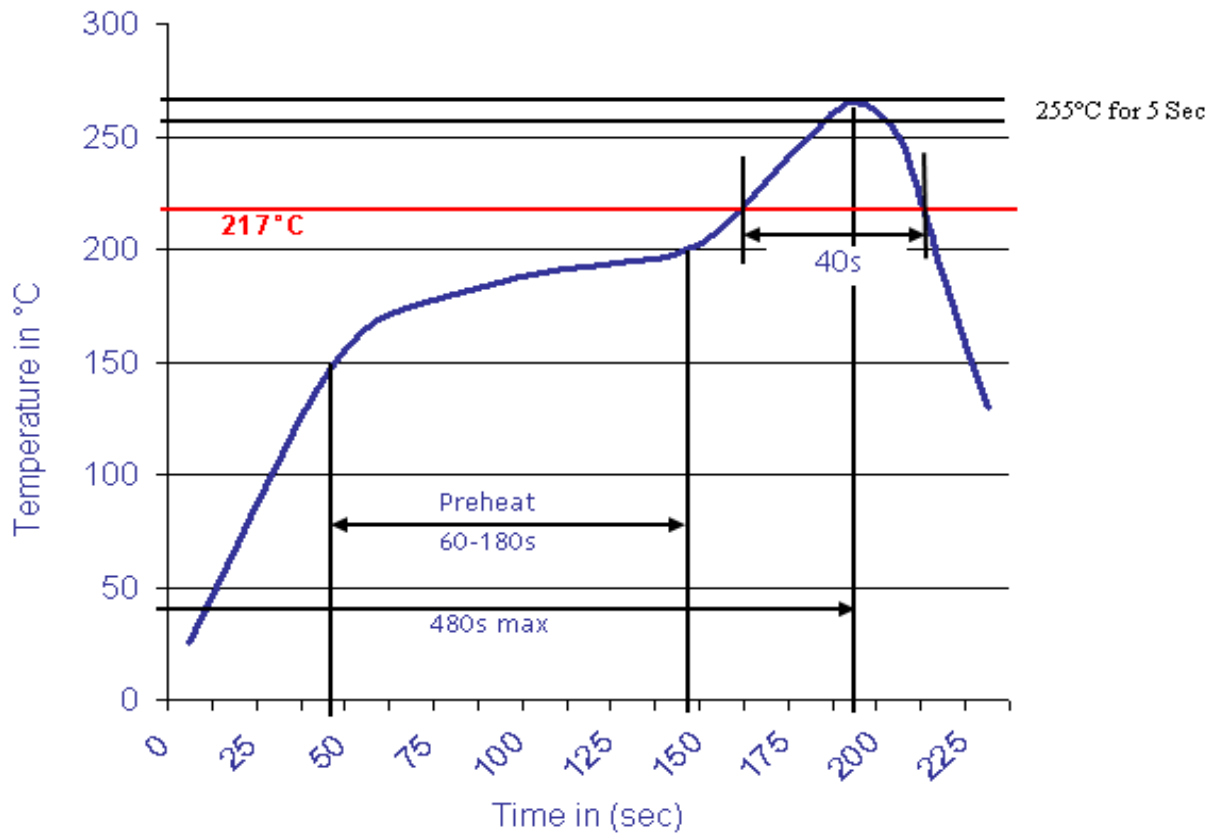
EDCON-COMPONENTS



Soldering Profile Curve

Lead Free Soldering Curve

Classification Reflow Profile (JEDEC J-STD-020C)



PCB Modular Jack w. shield w. flange	
Part No.:	T91A15016-
Customer:	

DRW:	John	CHKD	Tony	MATL:	Tony	TOLERANCE	Su	DATE	27.12.2015
APPD:	Jimmy			FINISH	Jeff		Sheet No.	3 from 3	