

# EDCON-COMPONENTS



## Technical Discription

### Electrical

Current Rating: 1,5A  
 Voltage Rating: 125VAC  
 Insulation Resistance: 100M  $\Omega$  min.  
 Contact Resistance: 30M  $\Omega$  max.  
 Withstanding Voltage: AC1000V RMS 50/60Hz 1min.

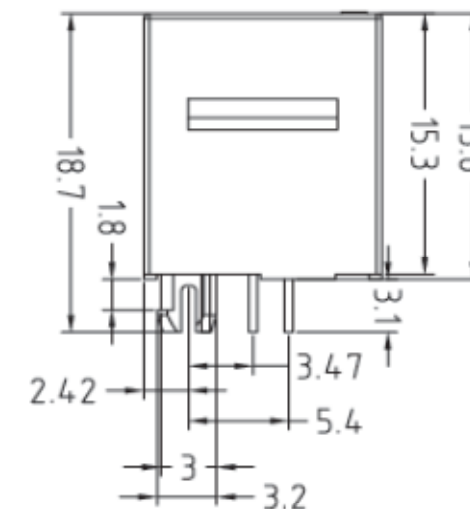
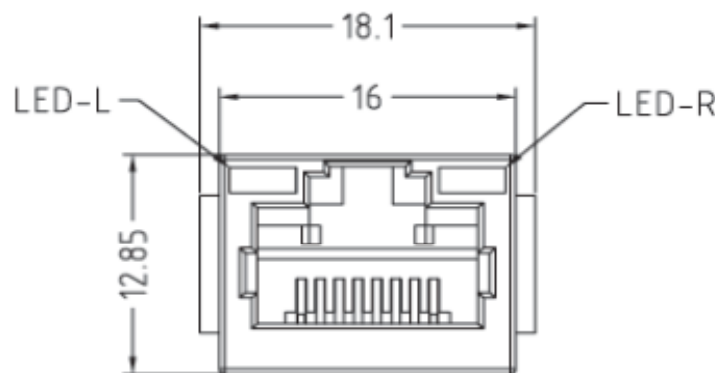
### Mechanical

Insertion Force: 2,2Kg.F.max.  
 Retention Strength: 7,7Kg.F min.beetween jack a. plug  
 Durability: 750 mating cycles min.

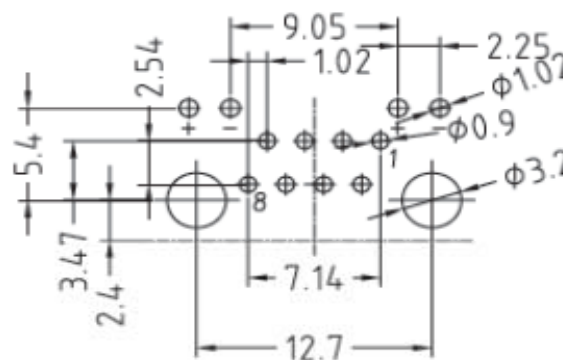
### Material

Housing: ABS RESIN (UL94V-0)  
 PBT(UL94V-0 PA66(UL94V-0)  
 PA46(UL94V-0)  
 Diameter 0,45mm Phosphor  
 Bronze Gold Plating over Nickel  
 Contact wire: 0,35mm thickness phosphor  
 bronze alloy selective Gold plating  
 over nickel  
 Contact Plating Gold Flash, 3 $\mu$  / 6 $\mu$  / 15 $\mu$  / 30 $\mu$  50 $\mu$   
 inch  
 Working Temperatur . -40°C ~ +85°C

## Technical Drawing



## PCB Layout



**PCB Modular Jack, w  
LED, w flange**

Part No.: **T91A13002-**

Customer:

DRW:	John	CHKD	Tony	MATL:	Tony	TOLERANCE	Su	DATE	06.12.2017
APPD:	Jimmy			FINISH	Jeff		Sheet No.		1 from 3

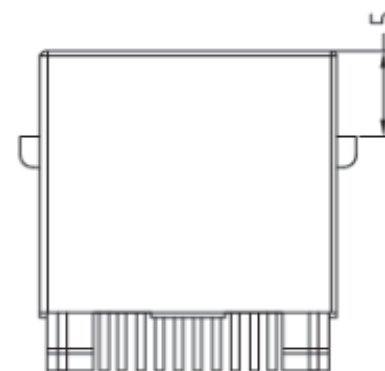
# EDCON-COMPONENTS



## Ordering Informations

Serie	No. Of. Positions	No. Of Contact	Contact Plating	LED -L	LED -R	Flange	Special function	Special function	ROHS	Packing
<b>T91A13002-</b>	<b>8</b>	<b>8</b>	<b>GF</b>	<b>L1</b>	<b>R1</b>	<b>Y</b>	<b>N</b>	<b>N</b>	<b>R</b>	<b>TY</b>

<b>8=</b> 8Pos.	<b>8=</b> 8 Pos. connecting	<b>GF=</b> Gold Flash <b>GA=</b> 3 $\mu$ Gold Plating <b>GB=</b> 6 $\mu$ Gold Plating <b>GC=</b> 15 $\mu$ Gold Plating <b>GD=</b> 30 $\mu$ Gold Plating <b>GE=</b> 50 $\mu$ Gold Plating	<b>L1=</b> Yellow	<b>R1=</b> Green	<b>Y=</b> with Flange Option	<b>N=</b> No special function	<b>N=</b> No special function	<b>R=</b> ROHS conform <b>N=</b> NON ROHS conform	<b>TY=</b> Tray Packing <b>BU=</b> Bulk-Ware
-----------------	-----------------------------	---------------------------------------------------------------------------------------------------------------------------------------------------------------------------------------------------------	-------------------	------------------	------------------------------	-------------------------------	-------------------------------	------------------------------------------------------	-------------------------------------------------



**PCB Modular Jack, w LED, w flange**

Part No.: **T91A13002-**

DRW:	John	CHKD	Tony	MATL:	Tony	TOLERANCE	Su	DATE	06.12.2017
APPD:	Jimmy			FINISH	Jeff		Sheet No.		2 from 3

Customer:  
email: [info@edcon-components.com](mailto:info@edcon-components.com)

[www.edcon-components.com](http://www.edcon-components.com)

Copyright by S.Tiede

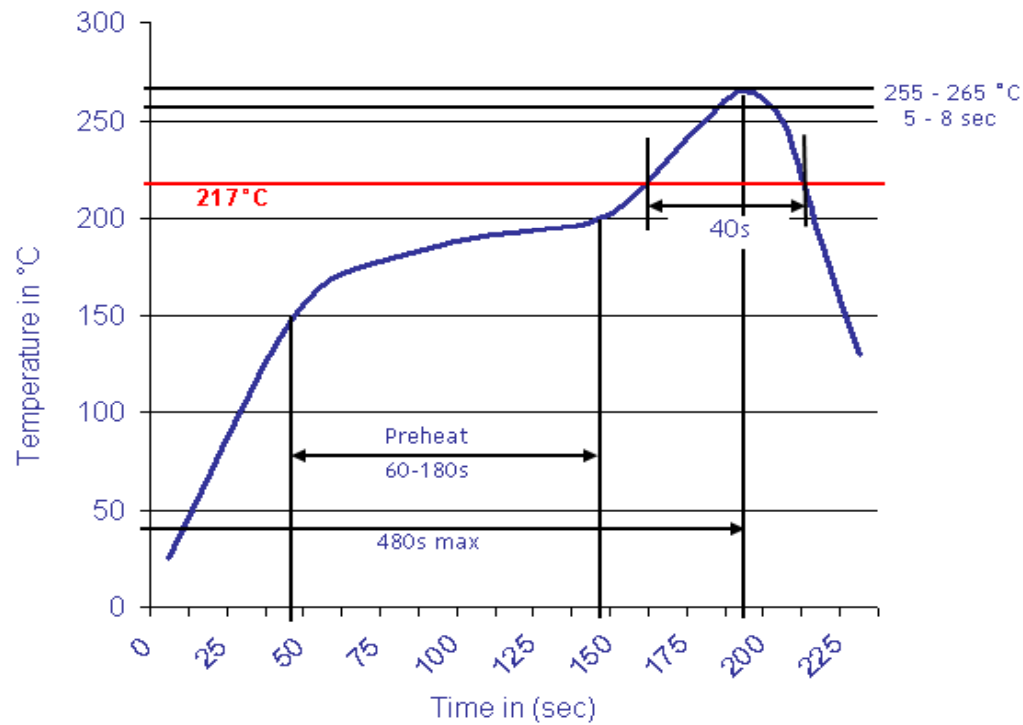
**EDCON-COMPONENTS**



**Soldering Profile Curve**

**Lead Free Soldering Curve**

**Classification Reflow Profile (JEDEC J-STD-020C)**



**PCB Modular Jack, w  
LED, w flange**

Part No.: **T91A13002-**

DRW:	John	CHKD	Tony	MATL:	Tony	TOLERANCE	Su	DATE	06.12.2017	Customer:
APPD:	Jimmy			FINISH	Jeff		Sheet No.	3 from 3		