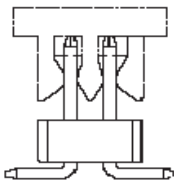


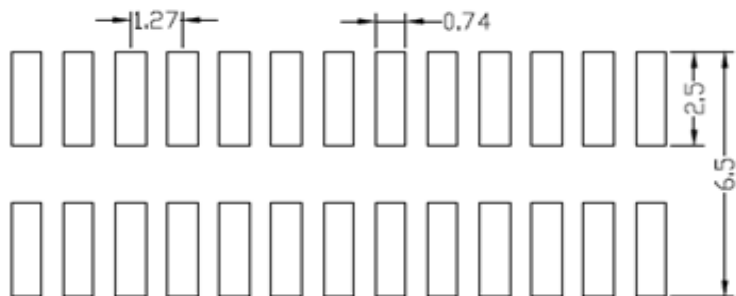
EDCON-COMPONENTS



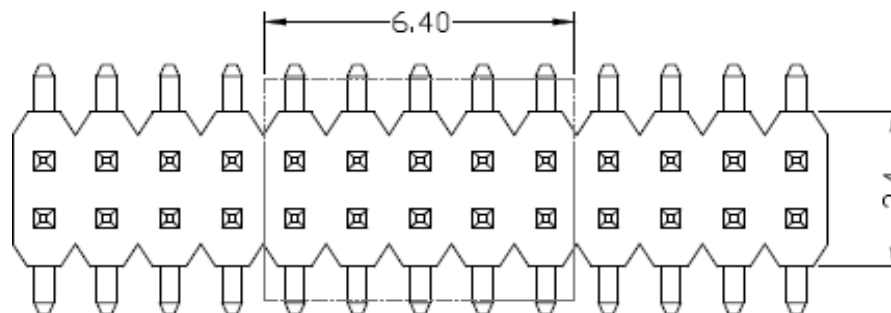
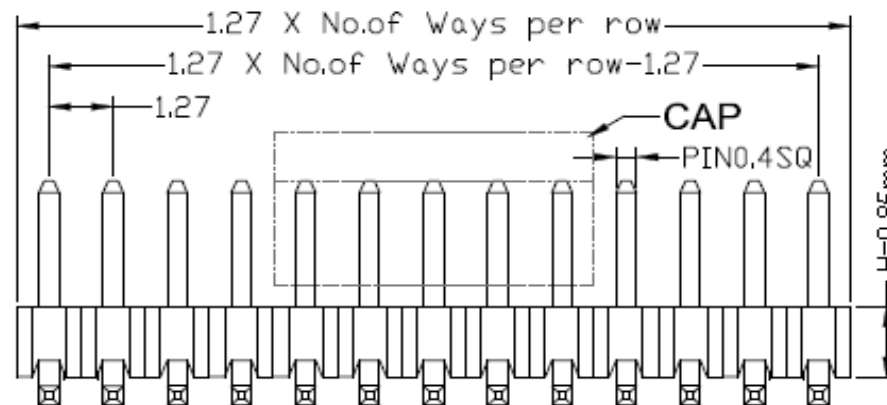
Specifications

Current Rating:	1 Ampere
Insulator Resistance:	5000 Megaohm min.
Contact Resistance:	20m Ohm max.
Dielectric Withstanding:	AC 500V
Operating Temperature:	-.65°C to +125°C
Contact Material:	Brass
Insulator Material:	Polyester, UL 94V-0
Standard:	PBT
Contact Plating:	Tin, Gold or Selective Plated
Standard:	Gold Flash Overall

P.C.B Layout



Drawing



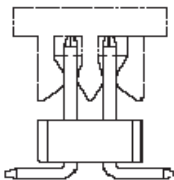
Male Header Pitch 1,27mm

Part No.: **T27C1108-**

Customer:

DRW:	Jason	CHKD	Wilson	MATL:	Wilson	TOLERANCE	Mason	DATE	01.05.2017
APPD:	Schumi			FINISH	Jamy		Sheet No.	1 from 4	

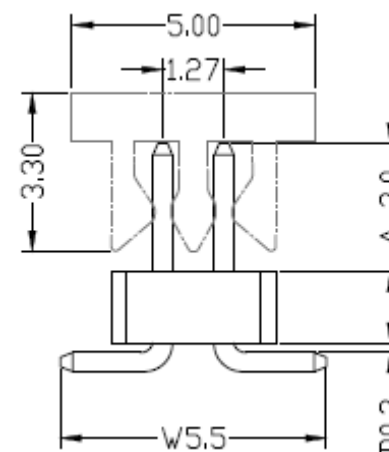
EDCON-COMPONENTS



Pin Code length table free configuration

Order Code	Dimension (mm)		
	A	D	W
A01	3,00	0,20	5,50
A02	3,50	0,20	5,50
A03	4,00	0,20	5,50
A04	4,50	0,20	5,50
A05	5,50	0,20	5,50
A06	6,00	0,20	5,50
A07			
A08			
A09			
A10			
A11			
A12			
A13			
A14			
A15			
A16			
A17			
A18			
A19			
A20			
A21			
A22			

Order Code	Dimension (mm)		
	A	D	W
A23			
A24			
A25			
A26			
A27			
A28			
A29			
A30			
A31			
A32			
A33			
A34			
A35			
A36			
A37			
A38			
A39			
A40			
A41			
A42			
A43			
A44			



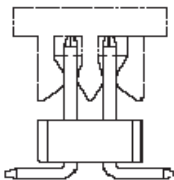
Male Header Pitch 1,27mm

						X=	X.X=	X.XX=	X.XXX=
DRW:	Jason	CHKD	Wilson	MATL:	Wilson	±0,35	±0,25	±0,20	±0,15
APPD:	Schumi			FINISH	Jamy	TOLERANCE	Mason	DATE	01.05.2017
						Sheet No.		2 from 4	

Part No.: **T27C1108-**

Customer:

EDCON-COMPONENTS



Ordering Informations

Serie	No. of Pos.	Construction	Contact Plating	Insulator Material	Special function	Pin Length Code	ROHS	Packing		
T27C1108-	02	SS	G0	PB	N	A01	R	BU		

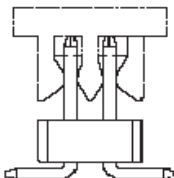
02 to 100 Pos.	SS= Straight SMD T0= Tin plated T0= Tin plated GA= 3µ Gold Plating GB= 5µ Gold Plating GC= 10µ Gold Plating GD= 15µ Gold Plating GE= 20µ Gold Plating GF= 30µ Gold Plating S0= Selectiv Plating Gold Flash / Tin	G0= Gold Flash (Standard) T0= Tin plated T0= Tin plated GA= 3µ Gold Plating GB= 5µ Gold Plating GC= 10µ Gold Plating GD= 15µ Gold Plating GE= 20µ Gold Plating GF= 30µ Gold Plating S0= Selectiv Plating Gold Flash / Tin	PB= P.B.T NY= Nylon-6T PA= PA-46 LC= LCP	N= No Special function	look Table No. 1	N= NO ROHS conform R= ROHS conform	BU= Bulk (Standard) TU= Tube w/o Cap TC= Tube w. pic and Place Cap TY= Tray packing w/o Cap TR= Tape/Reel w. pic and Place Cap
-----------------------	---	--	---	-------------------------------	------------------	---	---

Male Header Pitch 1,27mm

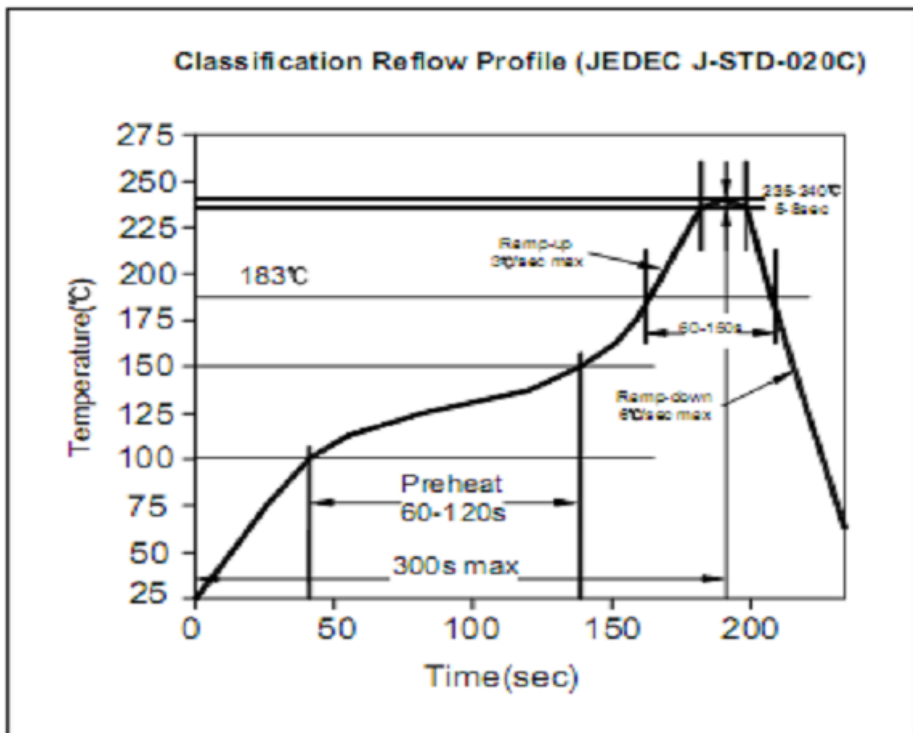
Part No.: **T27C1108-**

DRW:	Jason	CHKD	Wilson	MATL:	Wilson	TOLERANCE	Mason	DATE	01.05.2017
APPD:	Schumi			FINISH	Jamy		Sheet No.		3 from 4

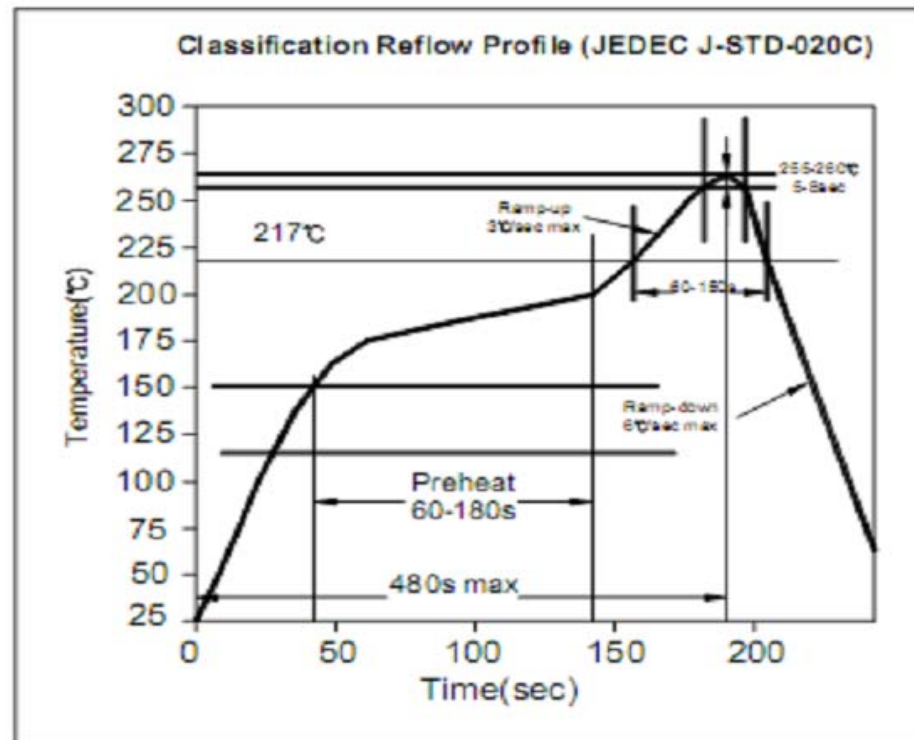
Customer:



Soldering Profile for Lead Soldering (P.B.T.)



Soldering Profile for Lead Free Soldering (Nylon 6T)



Male Header Pitch 1,27mm

Part No.: **T27C1108-**

DRW:	Jason	CHKD	Wilson	MATL:	Wilson	TOLERANCE	Mason	DATE	01.05.2017	Customer:
APPD:	Schumi			FINISH	Jamy		Sheet No.	4 from 4		