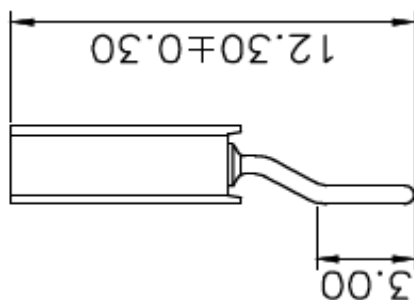
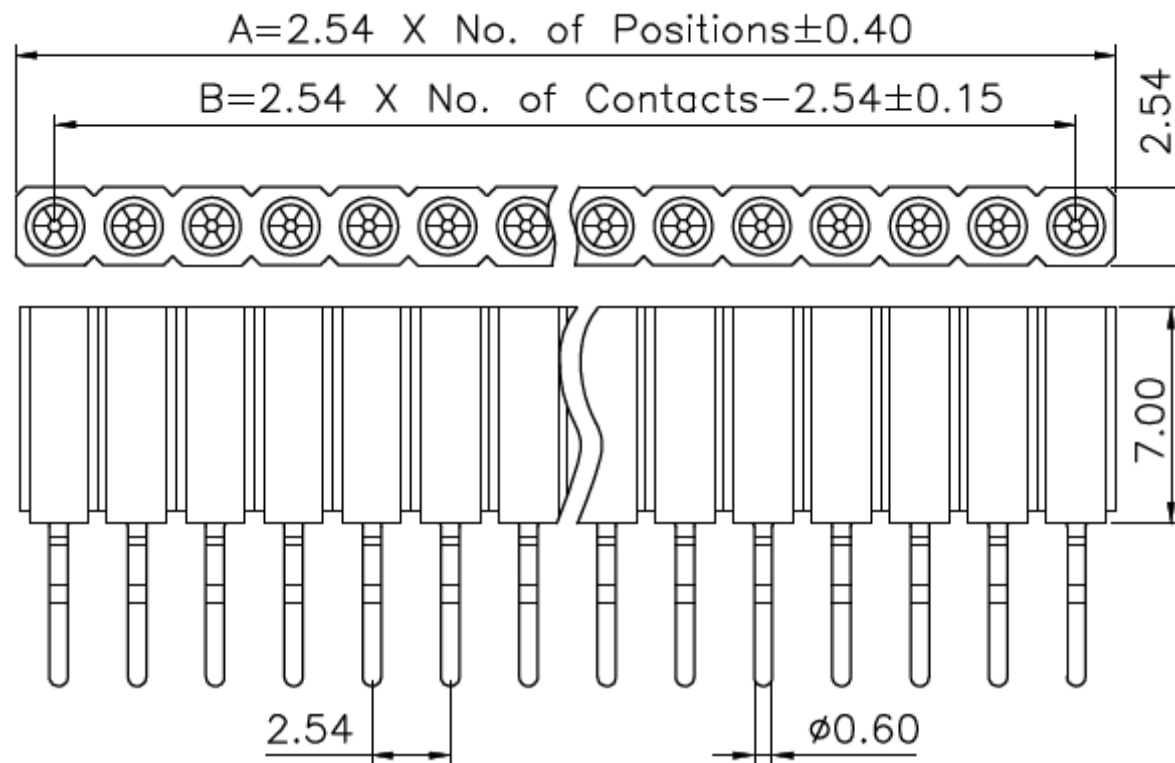




Specifications

Current Rating:	3 Ampere
Insulator Resistance:	1000 Megaohm min. at 100V
Contact Resistance	4m Ohm max.
Dielectric Withstanding:	AC 1000V RMS
Operating Temperature:	.-40°C to +105°C
Contact Material:	6Finger Clip Beryllium Copper
Insulator Material:	PPS UL94V-.0
Standard: Contact	Gold Flash Overall
Contact Plating:	Tin, Gold or Selective Plated
Standard: Solder Pin	tin plated
Operating Voltage:	60VAC/DC
Mechanical Life:	min 200cycles
Insertion Force:	Ø0,66mm <140gr. min
Extraction Force:	Ø0,66mm >25gr. Min.

Drawing



**SMT Machined Contact Female
Header Pitch 2,54mm**

Part No.: **T40119-**

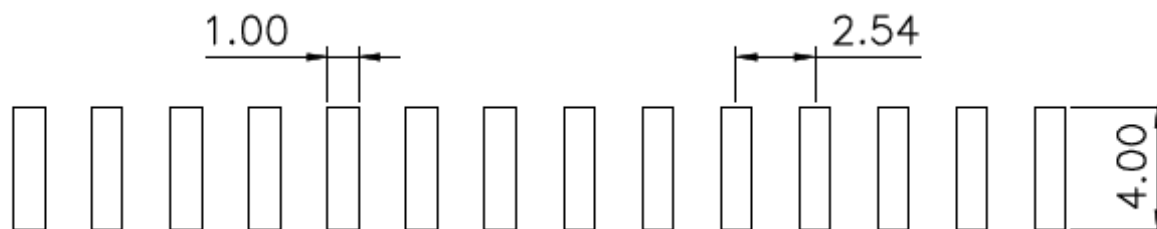
Customer:

DRW:	Jason	CHKD	Wilson	MATL:	Wilson	TOLERANCE	Mason	DATE	18.02.2017
APPD:	Schumi			FINISH	Jamy		Sheet No.	1 from 3	

EDCON-COMPONENTS



PCB Layout



**SMT Machined Contact Female
Header Pitch 2,54mm**

Part No.: **T40119-**

DRW:	Jason	CHKD	Wilson	MATL:	Wilson	TOLERANCE	Mason	DATE	18.02.2017
APPD:	Schumi			FINISH	Jamy		Sheet No.	2 from 3	Customer:

www.edcon-components.com

email: info@edcon-components.com



Ordering Informations

Serie	No. of Pos.	Solder Pin Plating	Inner Clip Plating	Material	Special Function	Special Function	ROHS	Packing		
T40119-	xx	A	3	PP	N	N	R	TR		

XX= 02~40Pin	A= Tin 150µ Standard)	1= Tin 150µ Standard)	PP=PPS	N= No	N= No	N=NO ROHS conform	BU= Bulk
	B= Tin 200µ	2= Tin 200µ Standard)					TU= Tube
	C= Gold flash	3= GF (Standard)				TY= Tray Packing	
	E= 3µ AU Gold flash	5= 3µ AU Gold flash				TR= Tape Reel Packing	
	F= 10µ AU Gold flash	6= 10µ AU Gold flash					
	G= 15µ AU Gold flash	7= 15µ AU Gold flash					
	G= Special Au plated	8= Special AU Plated					

**SMT Machined Contact Female
Header Pitch 2,54mm**

Part No.: **T40119-**

DRW:	Jason	CHKD	Wilson	MATL:	Wilson	TOLERANCE	Mason	DATE	18.02.2017	Customer:
APPD:	Schumi			FINISH	Jamy		Sheet No.	2 from 3		