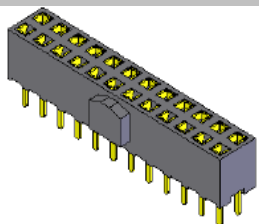


EDCON-COMPONENTS

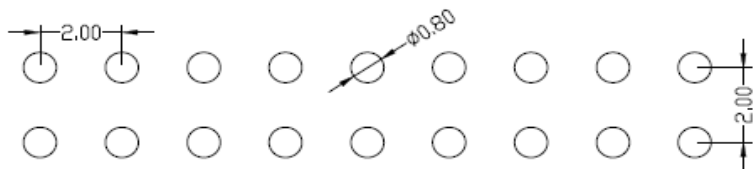


Specifications

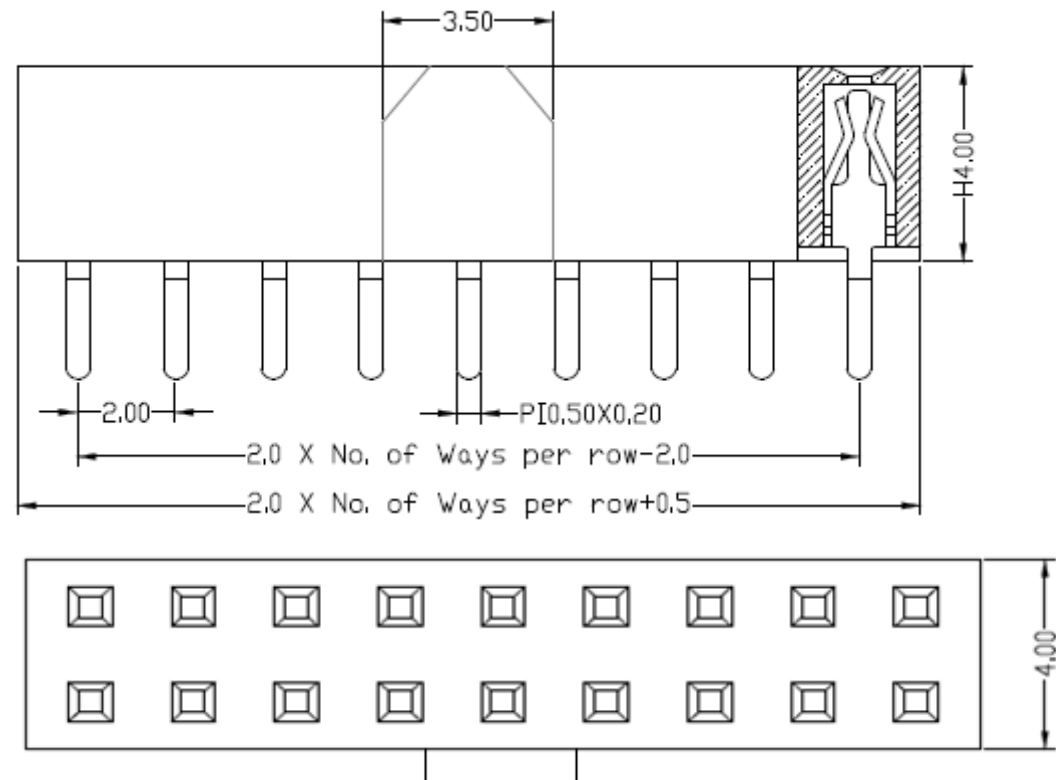
Current Rating: 1,5 Ampere
Insulator Resistance: 5000 Megaohm min.
Contact Resistance: 20m Ohm max.
Dielectric Withstanding: AC 500V
Operating Temperature: -65°C to +125°C
Contact Material: Brass
Insulator Material: PBT, UL 94V-0 Black

Contact Plating: Tin, Gold or Selective Plated
Standard: Gold Flash Overall

P.C.B Layout

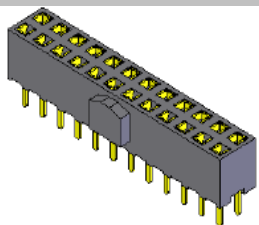


Drawing



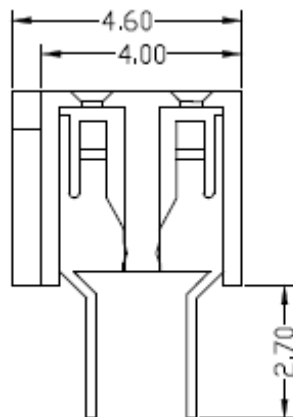
| | | | | | | | | | | |
|-------|--------|------|--------|--------|--------|--|-----------|--------|------------|---------------------------------------|
| | | | | | | Unless: Otherwise specified tolerance (mm) | | | | Female Header Pitch 2,00mm |
| | | | | | | X | XX | XXX | XXXX | |
| | | | | | | ± 0,35 | ± 0,25 | ± 0,20 | ± 0,15 | Part No.: T27B1087- |
| DRW: | Jason | CHKD | Wilson | MATL: | Wilson | TOLERANCE | Mason | DATE | 03.10.2017 | Customer: |
| APPD: | Schumi | | | FINISH | Jamy | | Sheet No. | | 1 from 4 | |

EDCON-COMPONENTS



Pin Code length table free configuration


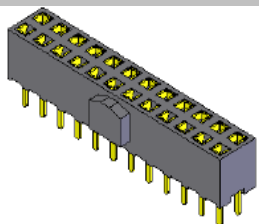
| Order Code | Dimension (mm) | | | |
|------------|----------------|--|--|--|
| | A | | | |
| A01 | 2,70 | | | |
| A02 | | | | |
| A03 | | | | |
| A04 | | | | |
| A05 | | | | |
| A06 | | | | |
| A07 | | | | |
| A08 | | | | |
| A09 | | | | |
| A10 | | | | |
| A11 | | | | |
| A12 | | | | |
| A13 | | | | |
| A14 | | | | |
| A15 | | | | |
| A16 | | | | |
| A17 | | | | |
| A18 | | | | |
| A19 | | | | |
| A20 | | | | |
| A21 | | | | |
| A22 | | | | |



| | |
|---------------------------------------|------------------|
| Female Header Pitch 2,00mm | |
| Part No.: | T27B1087- |
| Customer: | |

| | | | | | | | | | |
|-------|--------|------|--------|--------|--------|-----------|-----------|----------|------------|
| DRW: | Jason | CHKD | Wilson | MATL: | Wilson | TOLERANCE | Mason | DATE | 03.10.2017 |
| APPD: | Schumi | | | FINISH | Jamy | | Sheet No. | 2 from 4 | |

EDCON-COMPONENTS



Ordering Informations

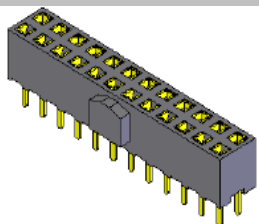
| Serie | No. of Pos. | Construction | Contact Plating | Material | Special function | Pin Length Code | ROHS | Packing | | |
|------------------|-------------|--------------|-----------------|-----------|------------------|-----------------|----------|-----------|--|--|
| T27B1087- | XX | ST | G0 | PB | N | A01 | R | BU | | |

| | | | | | | | |
|--------------------|--|----------------------------------|---------------------|---|------------------|--------------------------------------|----------------------------|
| 04 ~ 80Pos. | ST= Straight THT | G0= Gold Flash (Standard) | PB= P.B.T | N= No special | look Table No. 1 | N= NO ROHS conform | BU= Bulk (Standard) |
| | T0= Tin plated | GA= 10µ Gold Plating | NY= Nylon-6T | | | R= ROHS conform | TU= Tube w/o Cap |
| | GB= 15µ Gold Plating | LC= LCP | P4= PA46 | | | TC= Tube w. pic and Place Cap | |
| | GC= 20µ Gold Plating | | | TY= Tray packing w/o Cap | | | |
| | S0= Selectiv Plating Gold Flash / Tin | | | TR= Tape/Reel w. pic and Place Cap | | | |

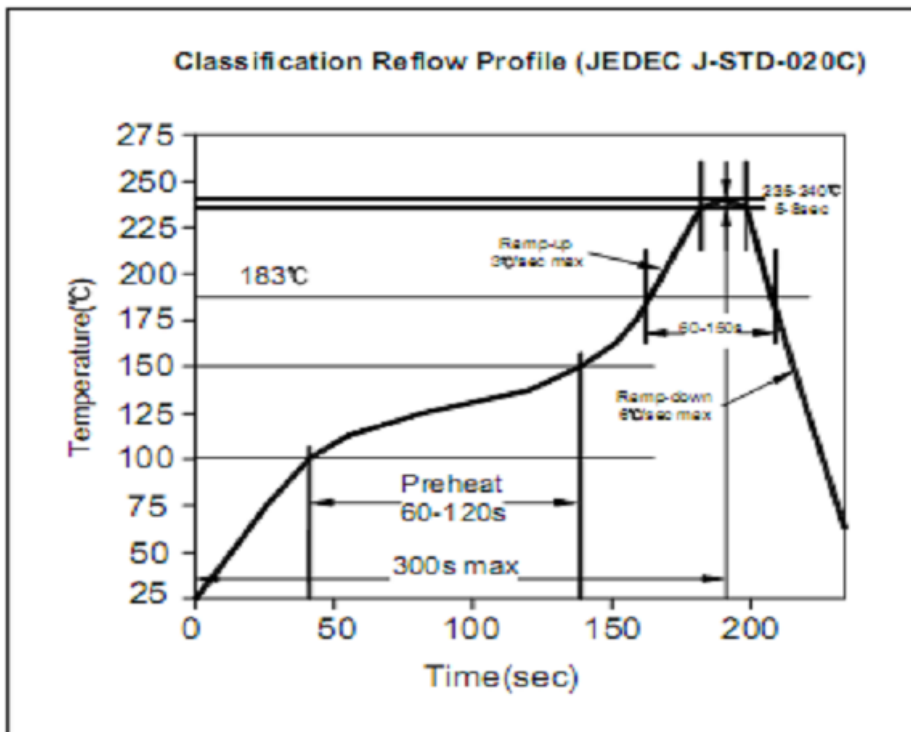
| | |
|---------------------------------------|------------------|
| Female Header Pitch 2,00mm | |
| Part No.: | T27B1087- |
| Customer: | |

| | | | | | | | | | |
|-------|--------|------|--------|--------|--------|-----------|-----------|------|------------|
| DRW: | Jason | CHKD | Wilson | MATL: | Wilson | TOLERANCE | Mason | DATE | 03.10.2017 |
| APPD: | Schumi | | | FINISH | Jamy | | Sheet No. | | 3 from 4 |

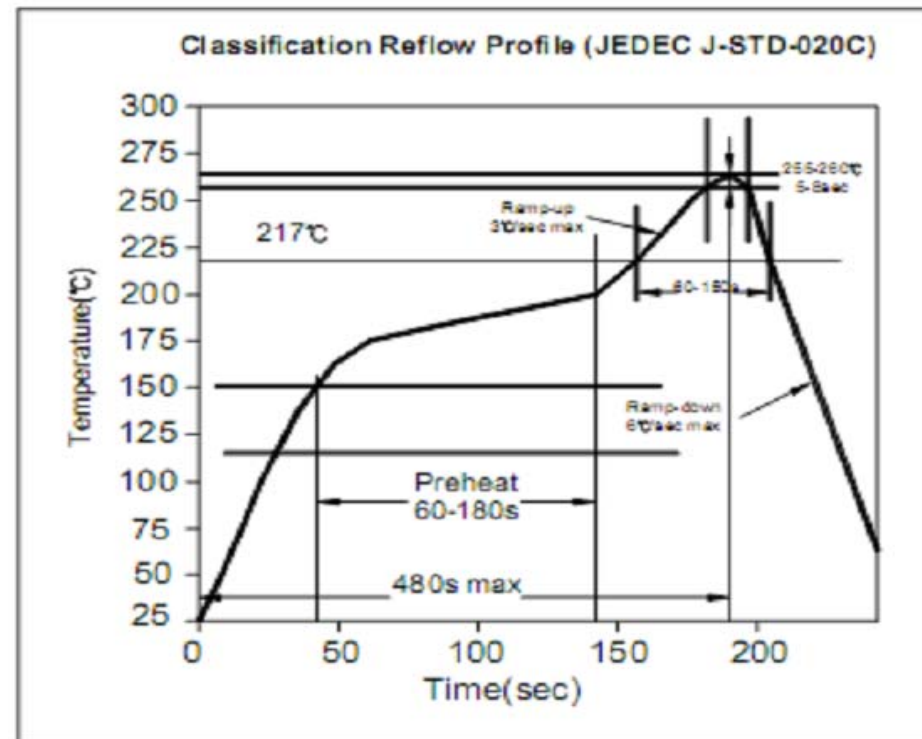
EDCON-COMPONENTS



Soldering Profile for Lead Soldering (P.B.T.)



Soldering Profile for Lead Free Soldering (Nylon 6T)



**Female Header Pitch
2,00mm**

Part No.: **T27B1087-**

| | | | | | | | | | |
|-------|--------|------|--------|--------|--------|-----------|-----------|----------|------------|
| DRW: | Jason | CHKD | Wilson | MATL: | Wilson | TOLERANCE | Mason | DATE | 03.10.2017 |
| APPD: | Schumi | | | FINISH | Jamy | | Sheet No. | 4 from 4 | Customer: |

www.edcon-components.com

email: info@edcon-components.com