


EDCON-COMPONENTS

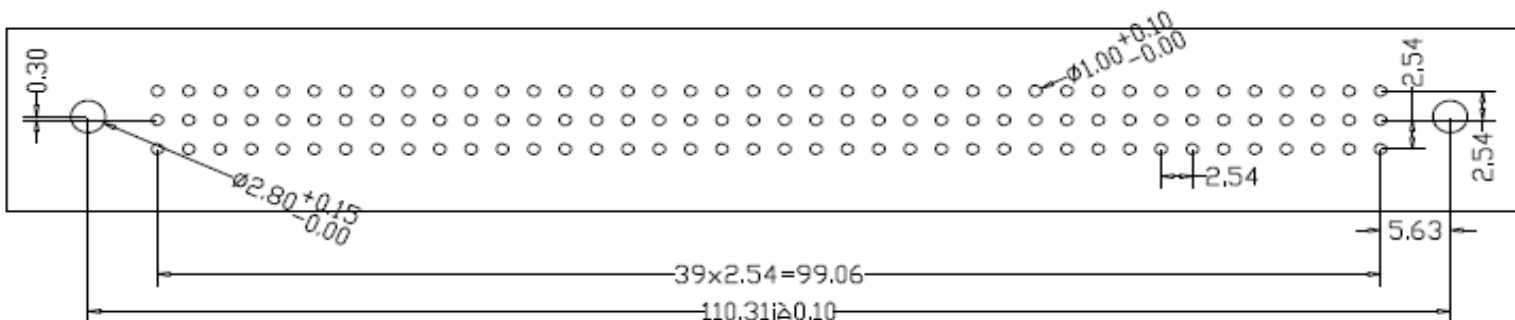


Specifications

Current Rating:	2,0A
Operating Temperature:	-55°C ~ t+ 105°C
Contact Resistance:	20 M Ω max.
Withstanding Voltage:	AC 1000V for 1 Minute
Insulation Resistance:	100000M Ω min at DC100V
Contact Material:	Phosphor Bronze
Contact Plating:	Au or Sn over Ni
Insulator Material:	PBT +30%GF UL 94V-0
Insertion Force:	96Pin max. 90N
Withdrawal Force:	0,15N min per individ. Contact

Drawing (dimensions all into mm)

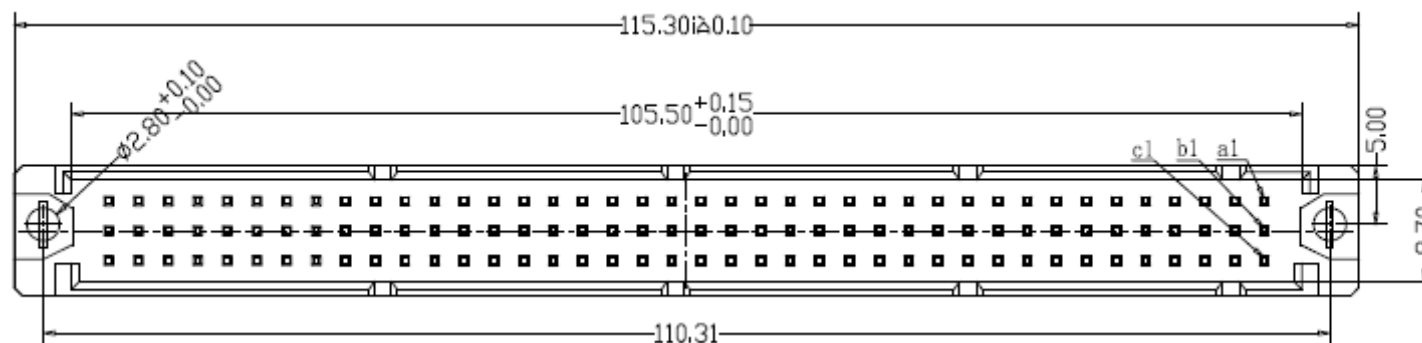
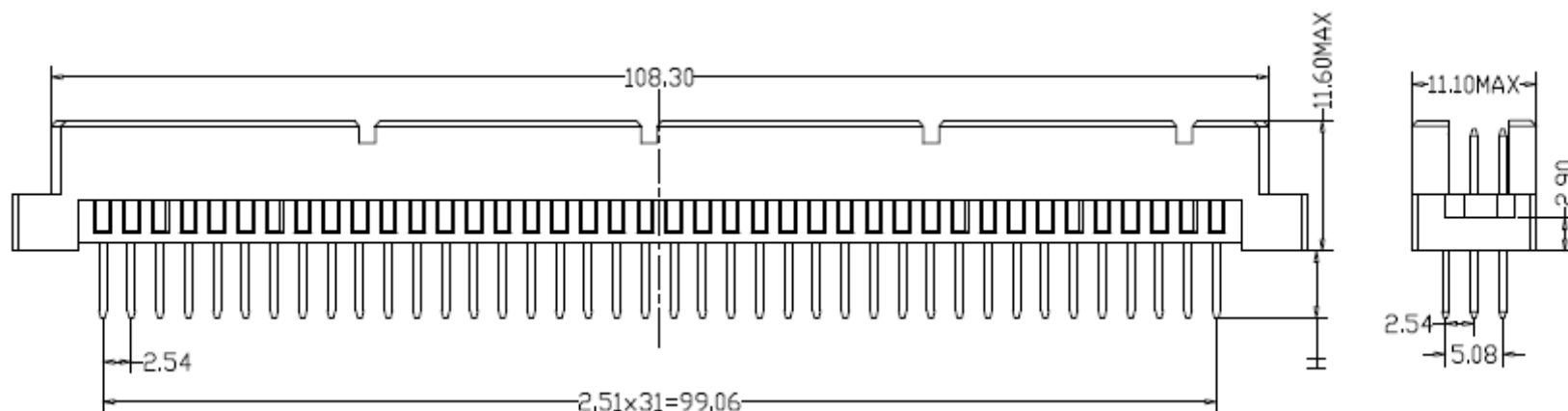

PCB Layout



DIN41612 Connector Full-Size Type R Male STRAIGHT 120Pos.	
Part No.:	T21085-
Customer:	

DRW:	Jason	CHKD	Wilson	MATL:	Wilson	TOLERANCE	Mason	DATE	18.02.2017
APPD:	Schumi			FINISH	Jamy		Sheet No.	1 from 4	

EDCON-COMPONENTS




DIN41612 Connector Full-Size Type R Male STRAIGHT 120Pos.	
Part No.:	T21085-
Customer:	

DRW:	Jason	CHKD	Wilson	MATL:	Wilson	TOLERANCE	Mason	DATE	18.02.2017
APPD:	Schumi			FINISH	Jamy		Sheet No.	2 from 4	

www.edcon-components.com

email: info@edcon-components.com

EDCON-COMPONENTS



Ordering Informations

Serie	Loaded Contacts	Termination Specification	Row Loaded Contacts	Contact Plating	Special function	Special function	ROHS	Packing		
T21085-	40	A1	K0	S0	N	N	R	TY		


40 = Pos.	A1=Solder H=2,5mm	A0= Only Row A 2,4,6.	G0= Gold Flash	N= No Special	N= No Special	R= ROHS Conform	BU= Bulk Packing		
60 = Pos.	A2=Solder H=4,0mm	B0= Row A + B	S0= Selectiv Gold Flash/Ni			N= NON ROHS	TY= Tray Packing		
80 = Pos.		C0= Row A + C	G1= 3µ AU Gold				IV= Individual Packing		
120 = Pos.		F0= Row A + B + C	G2= 5µ AU Gold						
	A5=Wrap H=13mm	C2= Row A+C 2,4,6...	G3= 10µ AU Gold						
	A6=Wrap H=17mm	F2= Row A+B+C 2,4,6	G4= 15µ AU Gold						
		C1= Row A+C 1,3,5...	G5= 30µ AU Gold	S1= 3µ AU Gold / Ni	S4= 15µ AU Gold / Ni				
		F1= Row A+B+C 1,3,5.		S2= 5µ AU Gold / Ni	S5= 30µ AU Gold / Ni				
			S3= 10µ AU Gold / Ni	TN= Tin Plated					

**DIN41612 Connector Full-Size
Type R Male STRAIGHT 120Pos.**

Part No.: **T21085-**

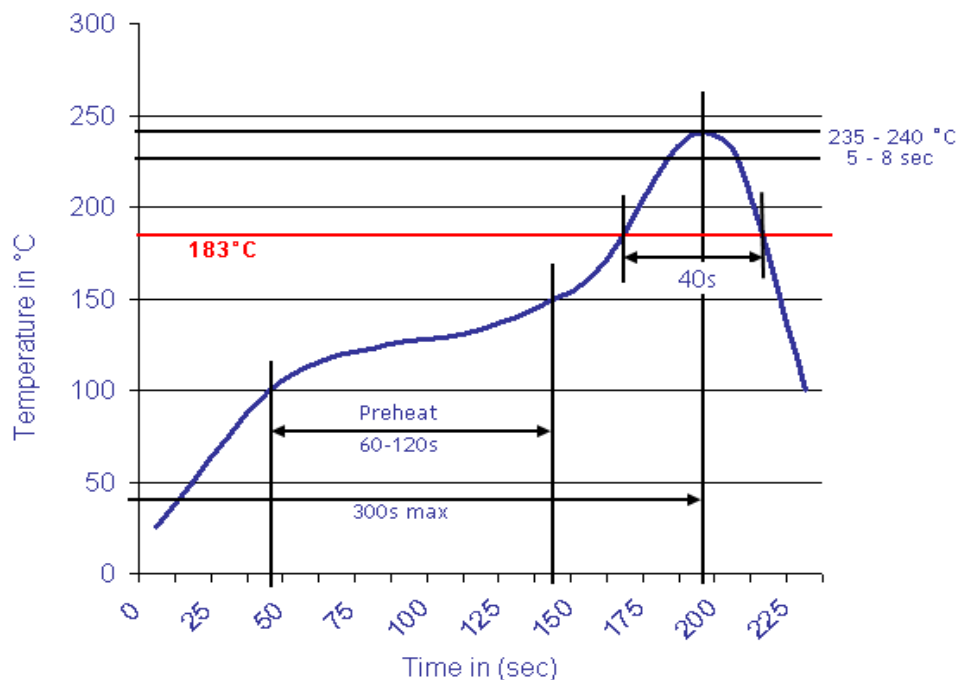
Unless Otherwise specified tolerance					
X=± 0,35	X.X=± 0,25	X.XX=± 0,20	X.XXX=± 0,15		
DRW: Jason	CHKD: Wilson	MATL: Wilson	TOLERANCE: Mason	DATE: 18.02.2017	
APPD: Schumi	FINISH: Jamy		Sheet No.:	3 from 4	

Customer:

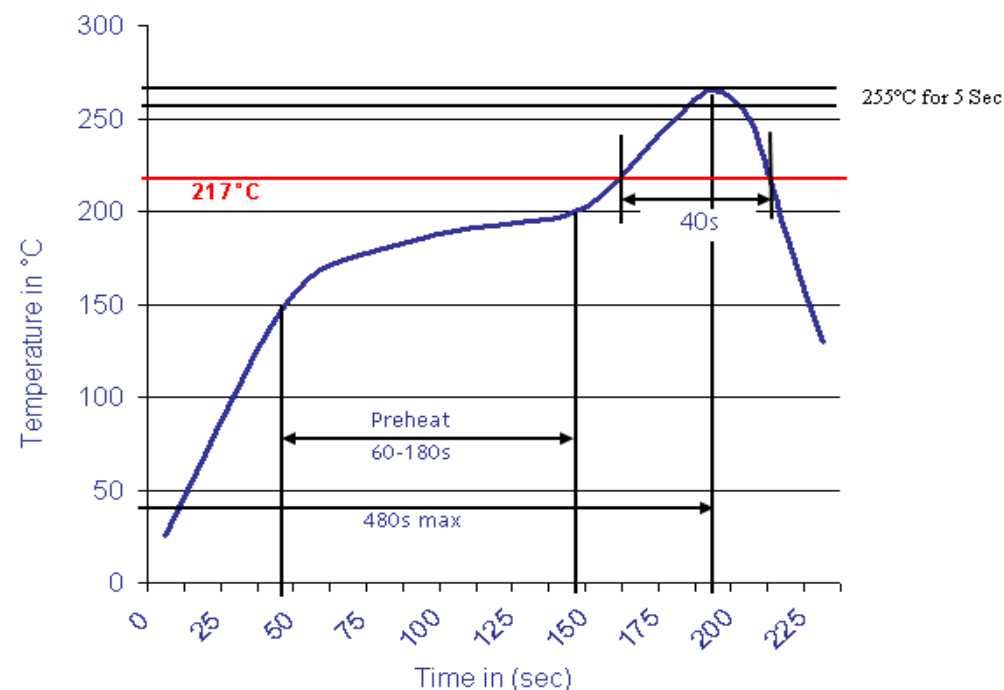


Soldering Informations

Classification Reflow Profile (JEDEC J-STD-020C)



Classification Reflow Profile (JEDEC J-STD-020C)



**DIN41612 Connector Full-Size
Type R Male STRAIGHT 120Pos.**

Part No.: **T21085-**

Customer:

DRW:	Jason	CHKD	Wilson	MATL:	Wilson	TOLERANCE	Mason	DATE	18.02.2017
APPD:	Schumi			FINISH	Jamy		Sheet No.	4 from 4	