


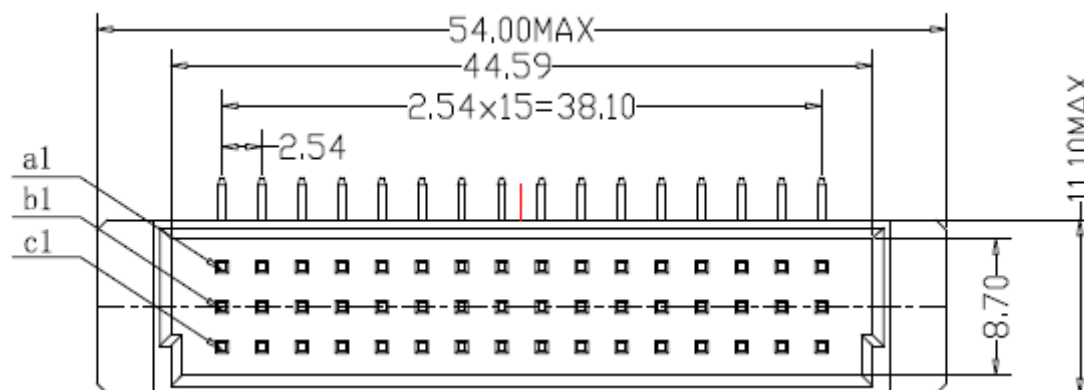
# EDCON-COMPONENTS



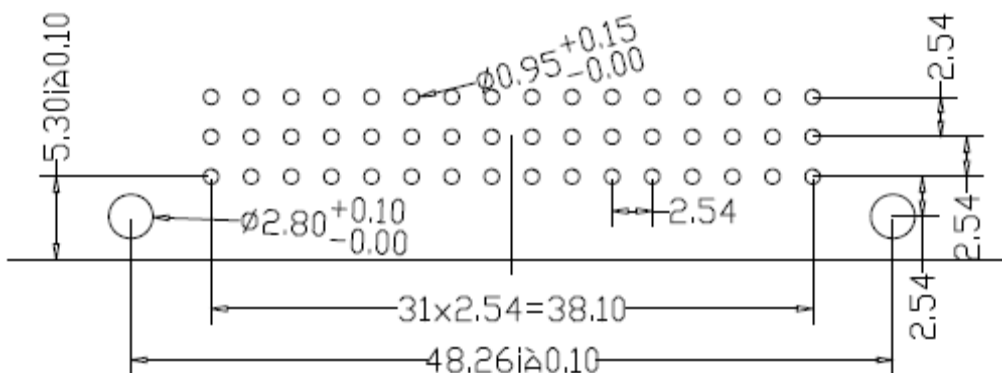
## Specifications

**Current Rating:** 2,0A  
**Operating Temperature:** -55°C ~ +105°C  
**Contact Resistance:** 20 M Ω max.  
**Withstanding Voltage:** AC 1000V for 1 Minute  
**Insulation Resistance:** 100000M Ω min at DC100V  
  
**Contact Material:** Brass  
**Contact Plating:** Au or Sn over Ni  
**Insulator Material:** PBT 30%GF UL 94V-0  
**Insertion Force:** 20Pin max. 18N  
**Withdrawal Force:** 0,15N min per individ. Contact

## Drawing ( dimensions all into mm)



## PCB Layout



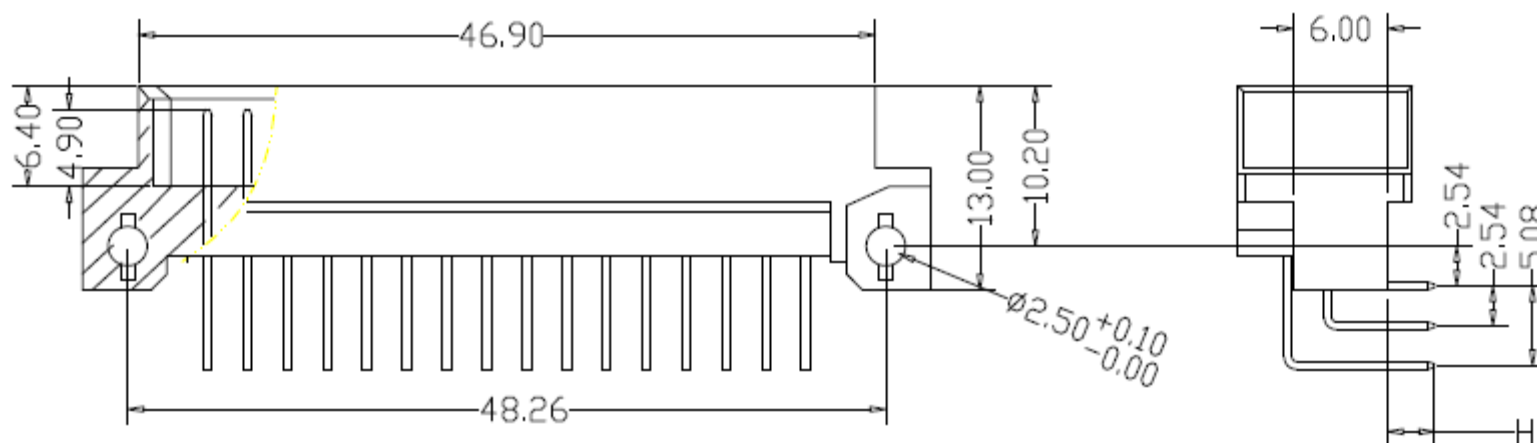

**DIN41612 Connector 1/2 Size  
Type C Male R/A**

Part No.: **T21018-**

DRW:	Jason	CHKD	Wilson	MATL:	Wilson	TOLERANCE	Mason	DATE	18.02.2017
APPD:	Schumi			FINISH	Jamy		Sheet No.		1 from 4

Customer:

# EDCON-COMPONENTS




**DIN41612 Connector 1/2 Size  
Type C Male R/A**

Part No.: **T21018-**

Customer:

DRW:	Jason	CHKD	Wilson	MATL:	Wilson	TOLERANCE	Mason	DATE	18.02.2017
APPD:	Schumi			FINISH	Jamy		Sheet No.	2 from 4	

# EDCON-COMPONENTS



## Ordering Informations

Serie	Loaded Contacts	Termination Specification	Row Loaded Contacts	Contact Plating	Special function	Special function	ROHS	Packing		
<b>T21018-</b>	<b>16</b>	<b>A1</b>	<b>B0</b>	<b>S0</b>	<b>N</b>	<b>N</b>	<b>R</b>	<b>BU</b>		

<b>16 = Pos.</b>	<b>A1=Solder</b> H=3,0mm	<b>A0= Only</b> Row A 2,4,6.	<b>G0= Gold</b> Flash	<b>N= No</b> Special	<b>N= No</b> Special	<b>R= ROHS</b> Conform	<b>BU= Bulk</b> Packing		
<b>24 = Pos.</b>	<b>A2=Solder</b> H=4,4mm	<b>B0= Row A +</b> B	<b>S0= Selectiv</b> Gold Flash/Ni			<b>N= NON</b> ROHS	<b>TY= Tray</b> Packing		
<b>32 = Pos.</b>		<b>C0= Row A +</b> C	<b>G1= 3µ AU</b> Gold				<b>IV= Individual</b> Packing		
<b>48 = Pos.</b>		<b>F0= Row A +</b> B + C	<b>G2= 5µ AU</b> Gold						
	<b>A5=Wrap</b> H=13mm	<b>C2= Row</b> A+C 2,4,6...	<b>G3= 10µ AU</b> Gold						
		<b>F2= Row</b> A+B+C 2,4,6	<b>G4= 15µ AU</b> Gold						
		<b>C1= Row</b> A+C 1,3,5...	<b>G5= 30µ AU</b> Gold						
		<b>F1= Row</b> A+B+C 1,3,5..	<b>S1= 3µ AU</b> Gold / Ni	<b>S4= 15µ AU</b> Gold / Ni					
			<b>S2= 5µ AU</b> Gold / Ni	<b>S5= 30µ AU</b> Gold / Ni					
			<b>S3= 10µ AU</b> Gold / Ni	<b>TN= Tin</b> Plated					

**DIN41612 Connector 1/2 Size  
Type C Male R/A**

Part No.: **T21018-**


### Unless Otherwise specified tolerance

<b>X=± 0,35</b>	<b>X.X=± 0,25</b>	<b>X.XX=± 0,20</b>	<b>X.XXX=± 0,15</b>
-----------------	-------------------	--------------------	---------------------

DRW:	Jason	CHKD	Wilson	MATL:	Wilson	TOLERANCE	Mason	DATE	18.02.2017	Customer:
APPD:	Schumi			FINISH	Jamy		Sheet No.		3 from 4	

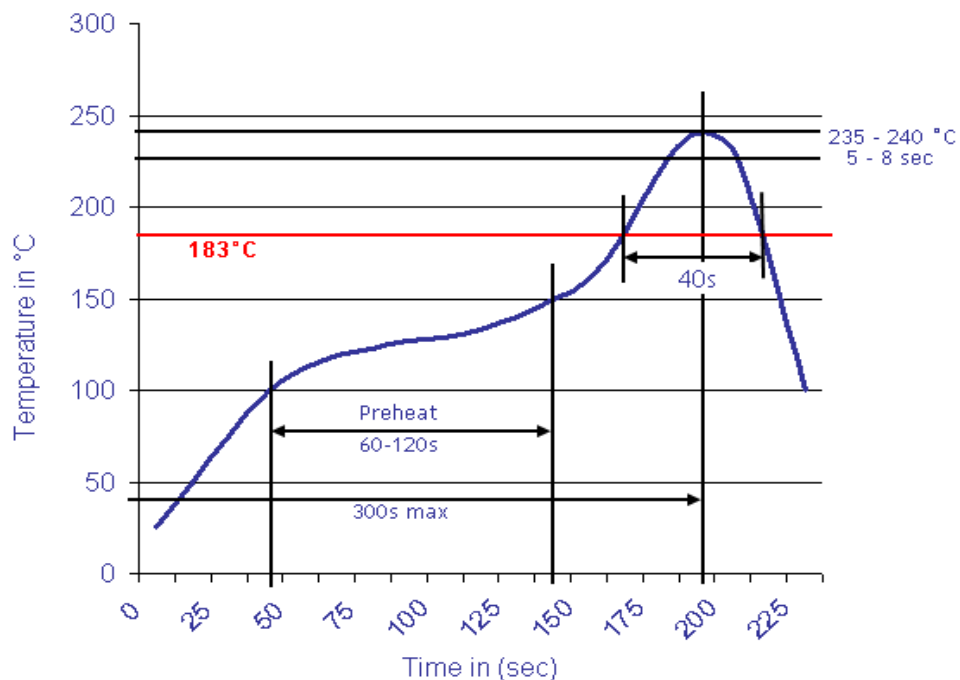
[www.edcon-components.com](http://www.edcon-components.com)

email: [info@edcon-components.com](mailto:info@edcon-components.com)

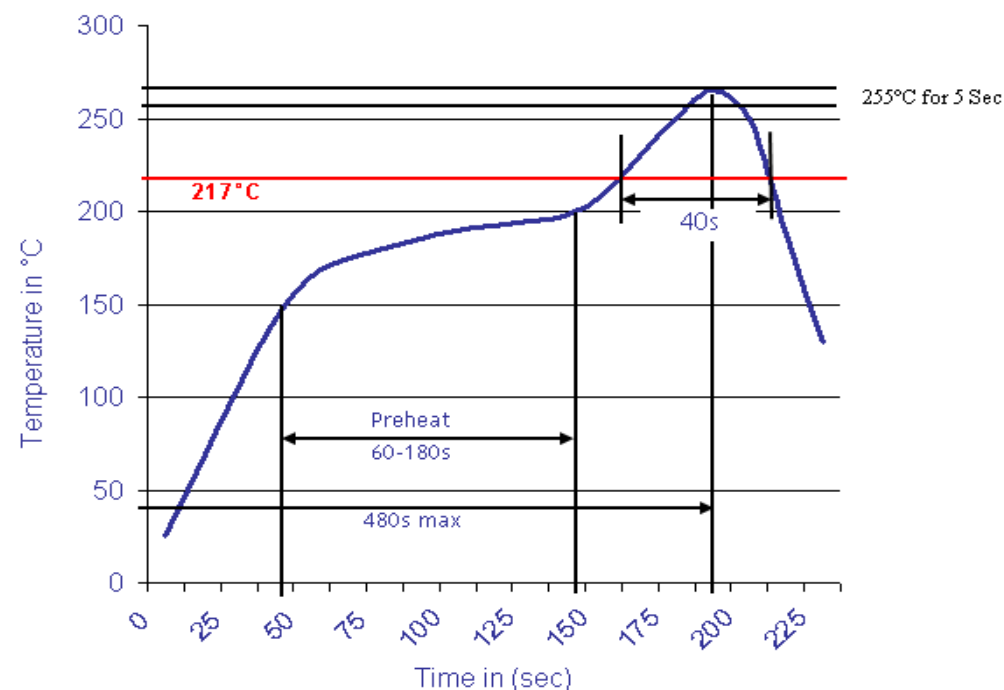


Soldering Informations

Classification Reflow Profile (JEDEC J-STD-020C)



Classification Reflow Profile (JEDEC J-STD-020C)



DIN41612 Connector 1/2 Size  
Type C Male R/A

Part No.: T21018-

DRW:	Jason	CHKD	Wilson	MATL:	Wilson	TOLERANCE	Mason	DATE	18.02.2017
APPD:	Schumi			FINISH	Jamy		Sheet No.	4 from 4	Customer: