


EDCON-COMPONENTS

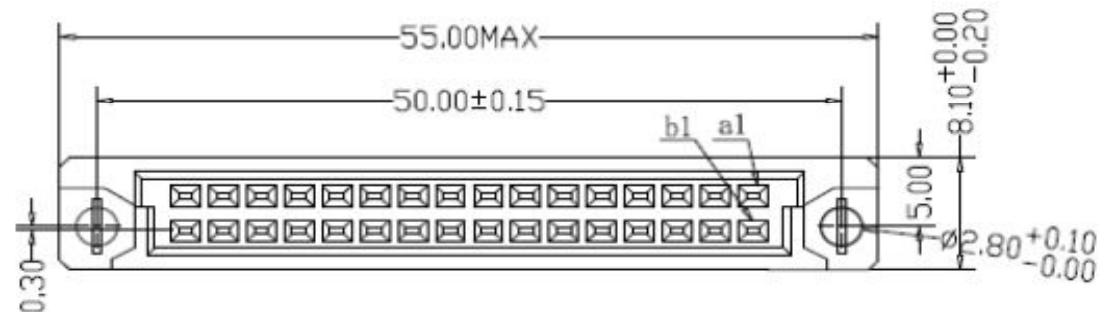


Specifications

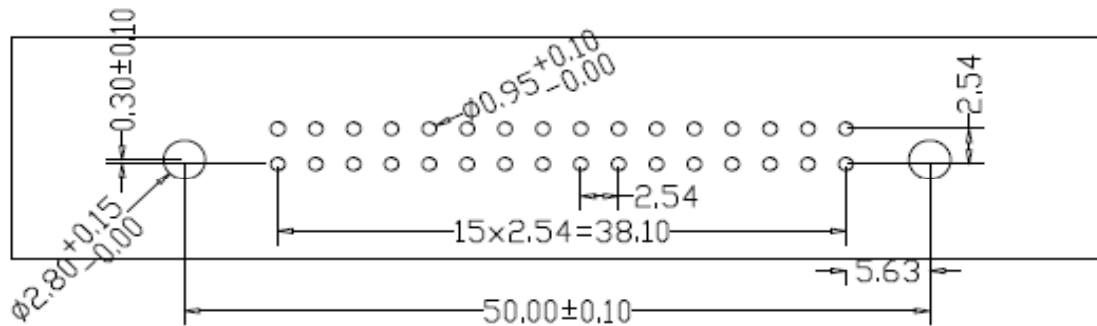
Current Rating: 2,0A
Operating Temperature: . -55°C ~ t+ 105°C
Contact Resistance: 20 M Ω max.
Withstanding Voltage: AC 1000V for 1 Minute
Insulation Resistance: 100000M Ω min at DC100V

Contact Material: Brass
Contact Plating: Au or Sn over Ni
Insulator Material: PBT 30%GF UL 94V-0
Insertion Force: 20Pin max. 18N
Withdrawal Force: 0,15N min per individ. Contact

Drawing (dimensions all into mm)



PCB Layout




**DIN41612 Connector 1/2 Size
Type B Female Straight**

Part No.: **T21007-**

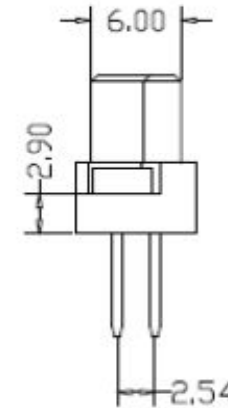
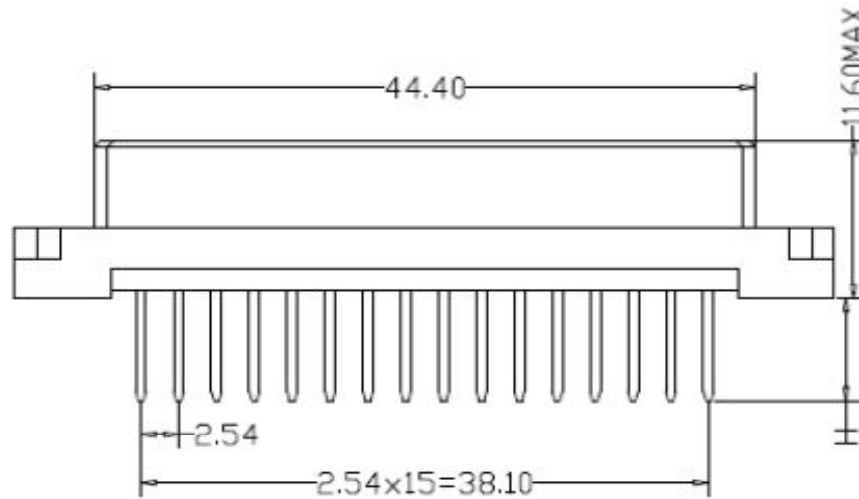
DRW:	Jason	CHKD	Wilson	MATL:	Wilson	TOLERANCE	Mason	DATE	24.03.2023
APPD:	Schumi			FINISH	Jamy		Sheet No.		1 from 4

Customer:

EDCON-COMPONENTS



Optional Function




**DIN41612 Connector 1/2 Size
Type B Female Straight**

Part No.: **T21007-**

Customer:


DRW:	Jason	CHKD	Wilson	MATL:	Wilson	TOLERANCE	Mason	DATE	24.03.2023
APPD:	Schumi			FINISH	Jamy		Sheet No.	2 from 4	

EDCON-COMPONENTS



Ordering Informations


Serie	Loaded Contacts	Termination Specification	Row Loaded Contacts	Contact Plating	Optional function	Special function	ROHS	Packing		
T21007-	16	A1	A0	S0	N	N	R	BU		

16 = Pos.	A1=Solder H=3,0mm	A0= Only Row A	G0= Gold Flash	N= No Special	N= No Special	R= ROHS Conform	BU= Bulk Packing		
32 = Pos.	A2=Solder H=4,4mm	B0= Row A + B	S0= Selectiv Gold Flash/Ni	Y= With PCB- Solder Clip		N= NON ROHS	TY= Tray Packing		
	A3=Tail IH=5,0mm		G1= 3µ AU Gold				IV= Individual Packing		
	A4=Tail H=7,4mm		G2= 5µ AU Gold						
	A5=Wrap H=13mm	C2= Row A+B 2,4,6...	G3= 10µ AU Gold						
	A6=Wrap H=17mm		G4= 15µ AU Gold						
			G5= 30µ AU Gold						
			S1= 3µ AU Gold / Ni	S4= 15µ AU Gold / Ni					
			S2= 5µ AU Gold / Ni	S5= 30µ AU Gold / Ni					
			S3= 10µ AU Gold / Ni	TN= Tin Plated					

DIN41612 Connector 1/2 Size	
Type B Female Straight	
Part No.:	T21007-
Customer:	

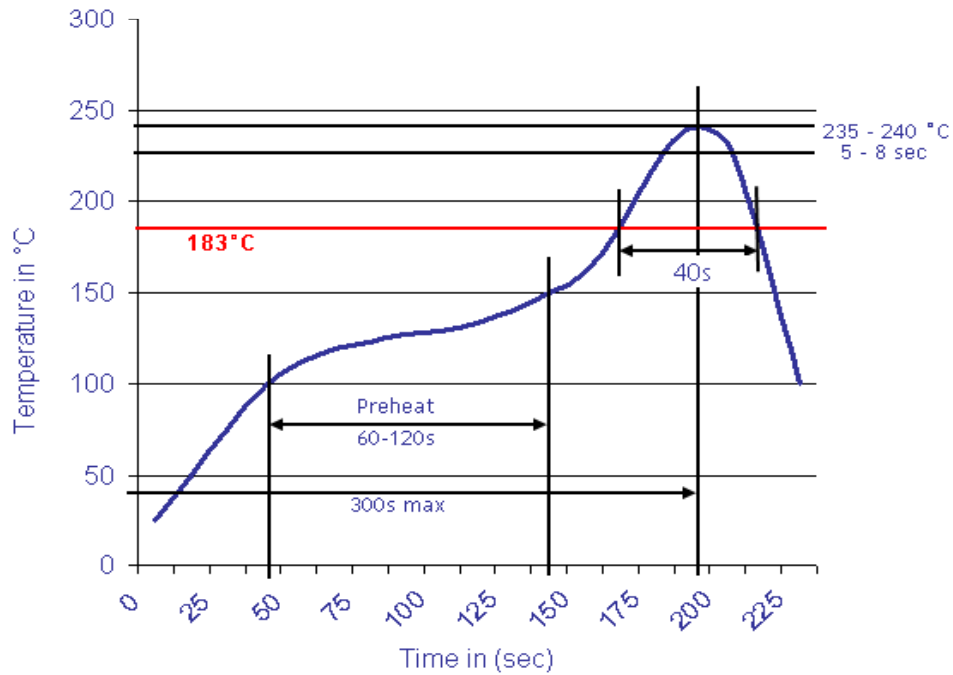
Unless Otherwise specified tolerance

X=± 0,35	X.X=± 0,25	X.XX=± 0,20	X.XXX=± 0,15						
DRW:	Jason	CHKD	Wilson	MATL:	Wilson	TOLERANCE	Mason	DATE	24.03.2023
APPD:	Schumi			FINISH	Jamy		Sheet No.		3 from 4

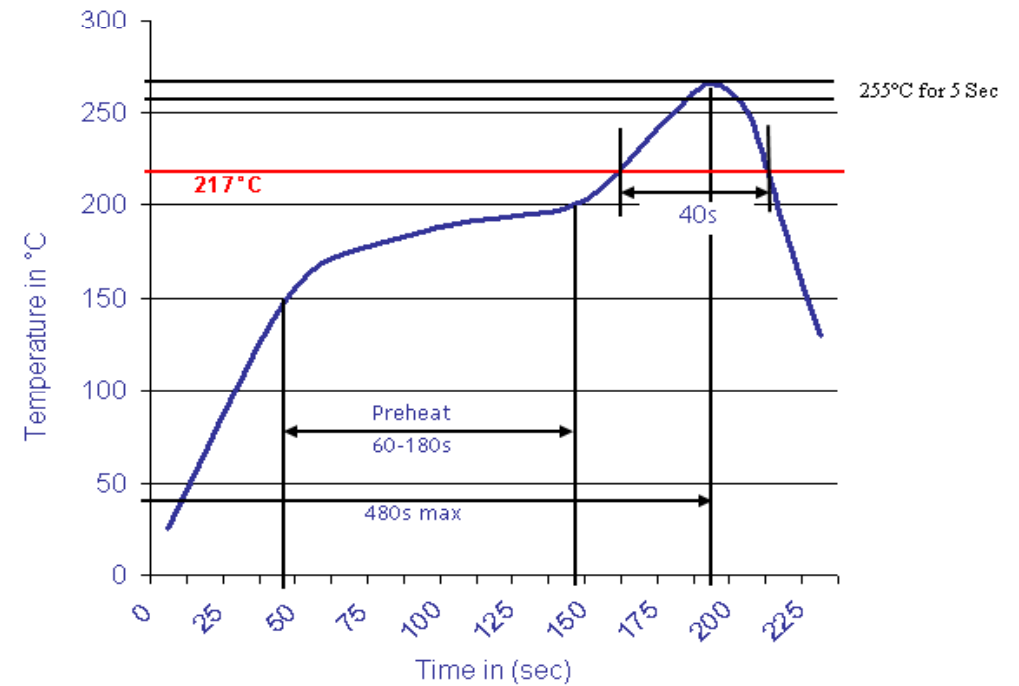


Soldering Informations

Classification Reflow Profile (JEDEC J-STD-020C)



Classification Reflow Profile (JEDEC J-STD-020C)



DIN41612 Connector 1/2 Size Type B Female Straight	
Part No.:	T21007-
Customer:	

DRW:	Jason	CHKD	Wilson	MATL:	Wilson	TOLERANCE	Mason	DATE	24.03.2023
APPD:	Schumi			FINISH	Jamy		Sheet No.		4 from 4