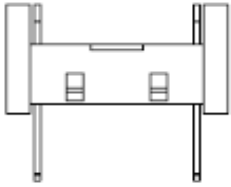


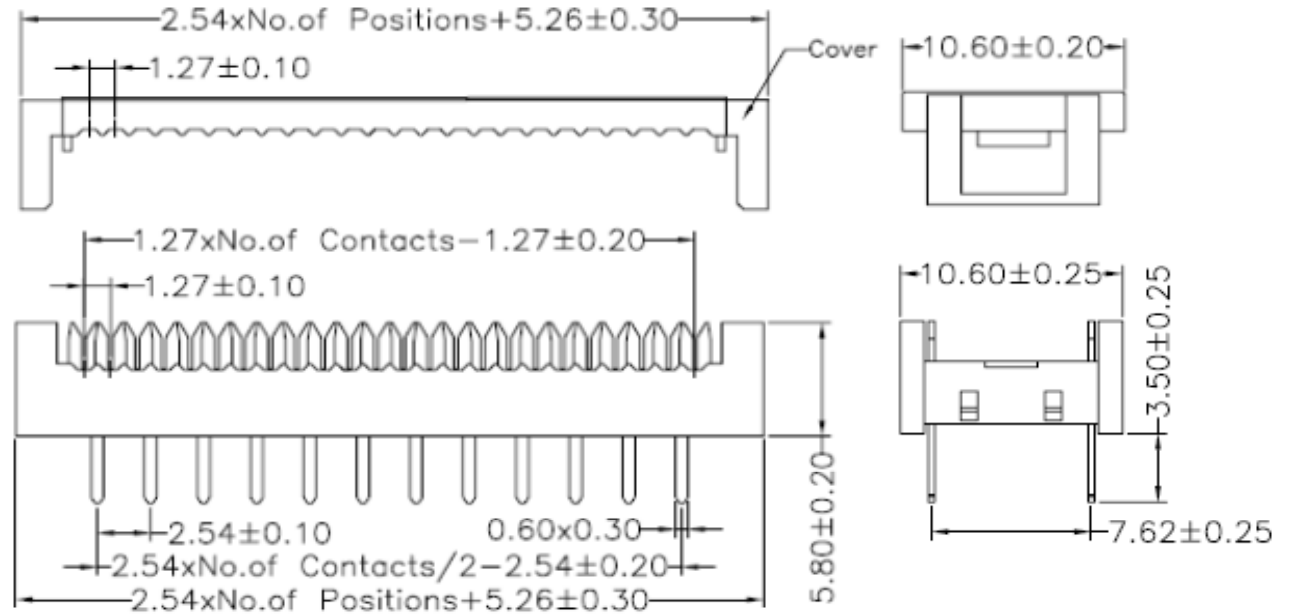
EDCON-COMPONENTS



Specifications

Current Rating:	3,0A
Insulation Resistance:	1000M Ohm min.
Contact Resistance:	20milli Ohm max.
Dielectric Voltage:	500V AC for one minute
Operating Temperature:	. -40°C ~ to +105°C
Insulator Material:	PBT+30% G.F.(UL94V-0)
Contact Pin:	Brass
Contact Plating:	Gold or Sn overNi.

Drawing



**IDC Pin Header Pitch
2,54x7,62mm**

Part No.: **T88E001-**

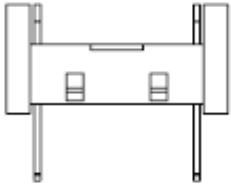
Customer:

DRW:	Jason	CHKD	Wilson	MATL:	Wilson	TOLERANCE	Mason	DATE	22.12.2020
APPD:	Schumi			FINISH	Jamy		Sheet No.		1 from 4

www.edcon-components.com

email: info@edcon-components.com

EDCON-COMPONENTS



Pin Code length table free configuration

Dimension (mm)				
	A			
A01	3,50			
A02				
A03				
A04				
A05				
A06				
A07				
A08				
A09				
A10				
A11				
A12				
A13				
A14				
A15				
A16				
A17				
A18				
A19				
A20				
A21				
A22				

Dimension (mm)				
	A			
A23				
A24				
A25				
A26				
A27				
A28				
A29				
A30				
A31				
A32				
A33				
A34				
A35				
A36				
A37				
A38				
A39				
A40				
A41				
A42				
A43				
A44				

Dimension (mm)				
	A			
A45				
A46				
A47				
A48				
A49				
A50				
A51				
A52				
A53				
A54				
A55				
A56				
A57				
A58				
A59				
A60				
A61				
A62				
A63				
A64				
A65				
A66				

**IDC Pin Header Pitch
2,54x7,62mm**

Part No.: **T88E001-**

DRW:	Jason	CHKD	Wilson	MATL:	Wilson	TOLERANCE	Mason	DATE	22.12.2020
APPD:	Schumi			FINISH	Jamy		Sheet No.		2 from 4

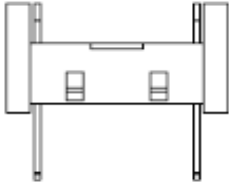
Customer:

www.edcon-components.com

email: info@edcon-components.com

Copyright by S.Tiede

EDCON-COMPONENTS



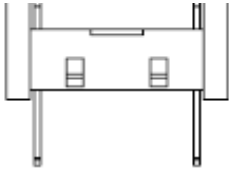
Ordering Informations

Serie	No. of Pos.	Contact Plating	Material	Color of Body	Pin Length Configuration	Special Function	ROHS	Packing		
T88E001-	XX	S0	PB	BK	A01	N	R	TY		

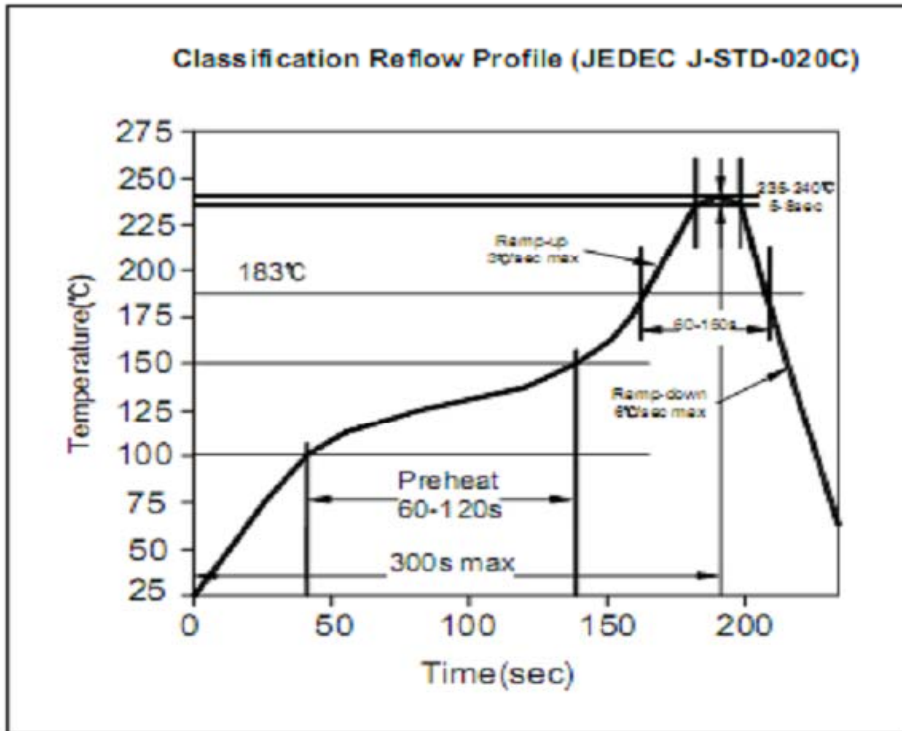
XX= 6, 8, 10, 14, 16, 20, 24, 28	G0= Gold Flash	PB= PBT +30% GF	BK= Black	Axx = Look Table	N= No Special function	N= NO ROHS	BU= Bulk Ware			
	T0= Tin plated							GR= Gray (427°C)	R= ROHS conform	TU= Tube Packing
	GA= 3µ Gold Plating									
	GB= 5µ Gold Plating									
	GC= 10µ Gold Plating									
	GD= 30µ Gold Plating									
	S0= Selectiv Plating Gold Flash / Tin									
	SD= Selectiv Tin/ 5µGold									
	SD= Selectiv Tin/ 10µ Gold Flash									
	SD= Selectiv Tin/ 20µ Gold							SD= Selectiv Tin/ 30µ Gold		

IDC Pin Header Pitch 2,54x7,62mm
Part No.: T88E001-
Customer:

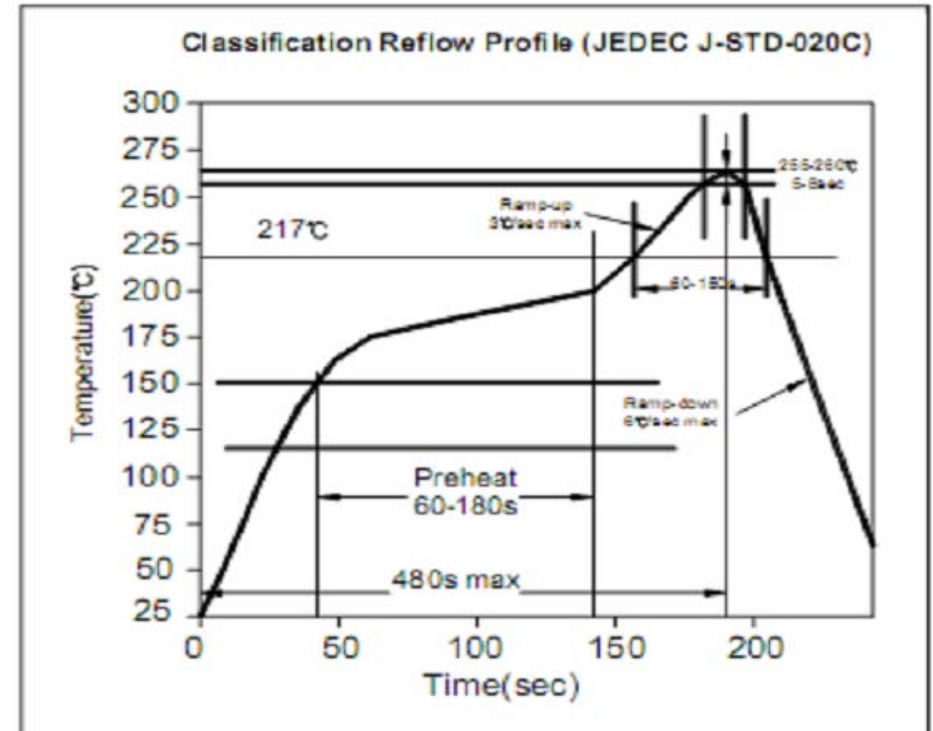
DRW:	Jason	CHKD	Wilson	MATL:	Wilson	TOLERANCE	Mason	DATE	22.12.2020
APPD:	Schumi			FINISH	Jamy		Sheet No.		3 from 4



Soldering Profile for Lead Soldering (P.B.T.)



Soldering Profile for Lead Free Soldering (Nylon 6T)



**IDC Pin Header Pitch
 2,54x7,62mm**

Part No.: **T88E001-**

DRW:	Jason	CHKD	Wilson	MATL:	Wilson	TOLERANCE	Mason	DATE	22.12.2020
APPD:	Schumi			FINISH	Jamy		Sheet No.	4 from 4	

Customer: