


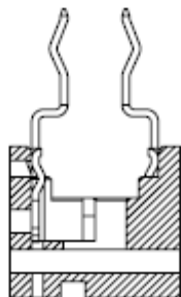
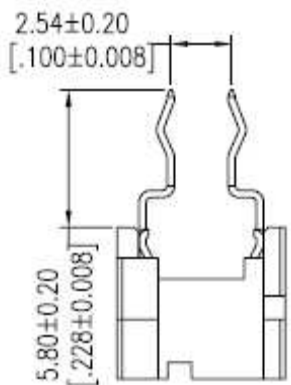
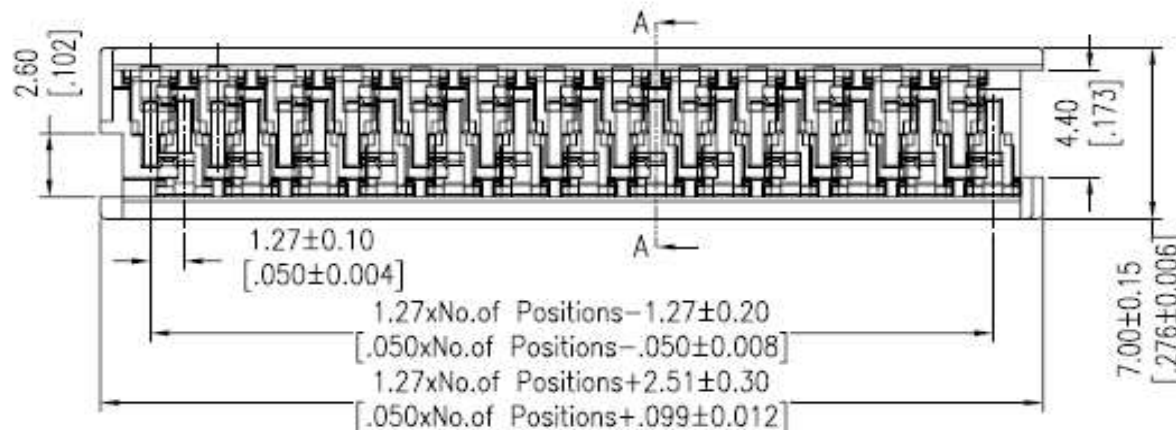
EDCON-COMPONENTS



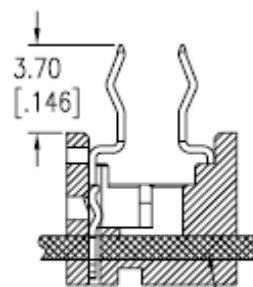
Technical Description

Rated Current	2,4 Amp.
Contact Resistance	20mΩ max.
Withstanding Voltage	500V AC/DC
Insulation Resistance:	1000MΩ min
Operating Temperature	-40°C ~ +105°C
Contact Material	Brass
Contact Plating	Tin over Nickel
Insulator Material	High Temperature Plastic UL94V-0

Drawing



Section A-A



Ribbon Cable
1.27mm Pitch

**E-PICOFLEX Connector
IDC Male Type 1**

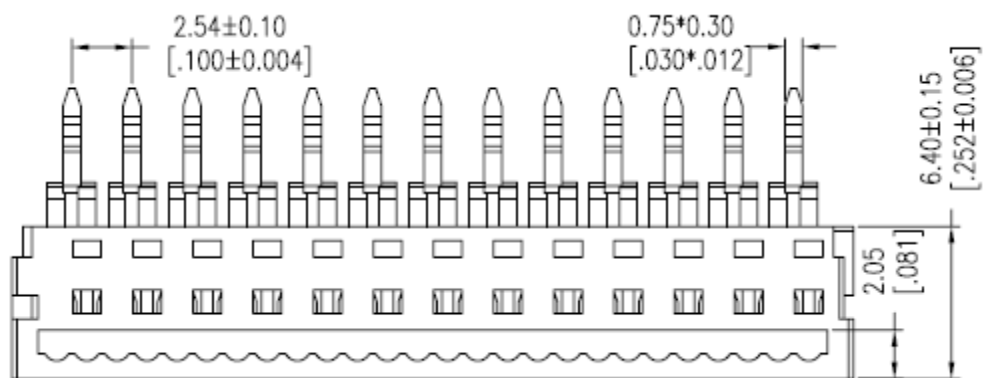

Part No.: **T68C002**

DRW:	Jason	CHKD	Wilson	MATL:	Wilson	TOLERANCE	Mason	DATE	24.09.2015	Customer:
APPD:	Schumi			FINISH	Jamy		Sheet No.	1 from 3		

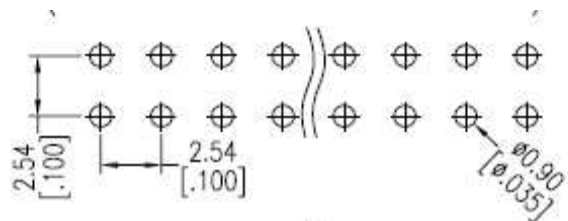
www.edcon-components.com

email: info@edcon-components.com

EDCON-COMPONENTS



type 1



Layout Type 1

E-PICOFLEX Connector IDC Male Type 1	
Part No.:	T68C002
Customer:	


DRW:	Jason	CHKD	Wilson	MATL:	Wilson	TOLERANCE	Mason	DATE	24.09.2015
APPD:	Schumi			FINISH	Jamy		Sheet No.	2 from 3	

www.edcon-components.com

email: info@edcon-components.com

Copyright by S.Tiede

EDCON-COMPONENTS



Ordering Informations

Serie	No. Of Pos.	Contact Plating	Insulator Material	Case Color	ROHS	Packing				
T68C002	04	SN	PB	WH	R	TU				

04= 4Pos.	SN= Tinned	PB= PBT	WH= White	R= ROHS Conform	TU= TUBE Packing
04~26Pos.	G0= Gold Flash overall				
	G1= 3µ Gold overall				
	G2= 5µ Gold overall				
	G3= 10µ Gold overall	S3= 10µ Gold flash on Contact side	S4= 15µ Gold flash on Contact side		
	G4= 15µ Gold overall	S2= 5µ Gold flash on Contact side	S5= 30µ Gold flash on Contact side		
	G5= 30µ Gold overall				
	S0= Gold flash on Contact side	S1= 3µ Gold flash on Contact side			

E-PICOFLEX Connector IDC Male Type 1	
Part No.:	T68C002
Customer:	

DRW:	Jason	CHKD	Wilson	MATL:	Wilson	TOLERANCE	Mason	DATE	24.09.2015
APPD:	Schumi			FINISH	Jamy		Sheet No.	3 from 3	