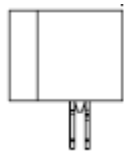


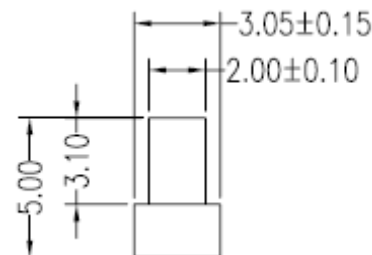

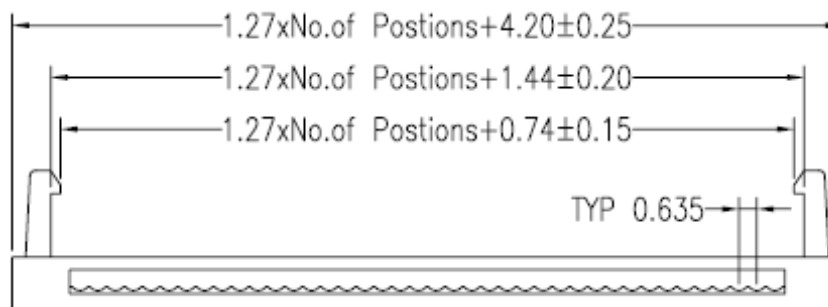
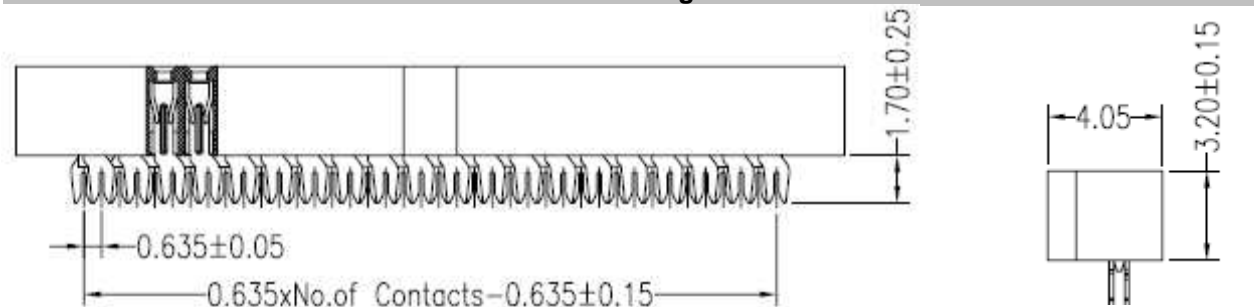
# EDCON-COMPONENTS



## Specifications

Current Rating:	1,0 Amp.
Insulation Resistance:	1000M Ohm min.
Contact Resistance:	20milli Ohm max.
Dielectric Voltage:	500V AC for one minute
Operating Temperature:	-40°C ~ to +105°C
Insulator Material:	PBT+30% G.F.(UL94V-0)
Contact Pin:	Phosphor Bronze
Contact Plating:	Gold over Ni.

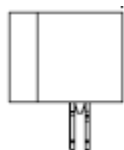
## Drawing



<b>IDC CONNECTOR Pitch</b>	
<b>1,27x2,54mm</b>	
Part No.:	<b>T33C1004</b>
Customer:	

DRW:	Jason	CHKD	Wilson	MATL:	Wilson	TOLERANCE	Mason	DATE	10.04.2009
APPD:	Schumi			FINISH	Jamy		Sheet No.	1 from 2	

# EDCON-COMPONENTS



## Ordering Informations

Serie	No. of Pos.	Contact Plating	Material	Color of Body	Special Function	ROHS	Packing			
<b>T33C1004</b>	<b>XX</b>	<b>G0</b>	<b>PB</b>	<b>BK</b>	<b>N</b>	<b>R</b>	<b>BU</b>			

<b>XX</b> = 6, 10, 12, 14, 16, 20, 24, 26	<b>G0</b> = Gold Flash	<b>PB</b> = PBT +30% GF f. ROHS	<b>BK</b> = Black <b>GR</b> = Gray (427°C) <b>EG</b> = Gray (413°C)	<b>N</b> = No functionf	<b>N</b> =NO ROHS conform <b>R</b> =ROHS conform	<b>BU</b> = Bulk Ware <b>TU</b> = Tube Packing <b>TY</b> = Tray
	<b>T0</b> = Tin plated					
	<b>GA</b> = 3µ Gold Plating					
	<b>GB</b> = 5µ Gold Plating					
	<b>GC</b> = 10µ Gold Plating					
	<b>GD</b> = 30µ Gold Plating					
	<b>S0</b> = Selectiv Plating Gold Flash / Tin					
	<b>SD</b> = Selectiv Tin/ 5µGold		<b>SD</b> = Selectiv Tin/ 30µ Gold			
<b>SD</b> = Selectiv Tin/ 10µ Gold Flash						
<b>SD</b> = Selectiv Tin/ 20µ Gold						

<b>IDC CONNECTOR Pitch</b>	
<b>1,27x2,54mm</b>	
Part No.:	<b>T33C1004</b>
Customer:	

DRW:	Jason	CHKD	Wilson	MATL:	Wilson	TOLERANCE	Mason	DATE	10.04.2009
APPD:	Schumi			FINISH	Jamy		Sheet No.	2 from 2	