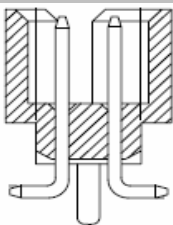


# EDCON-COMPONENTS

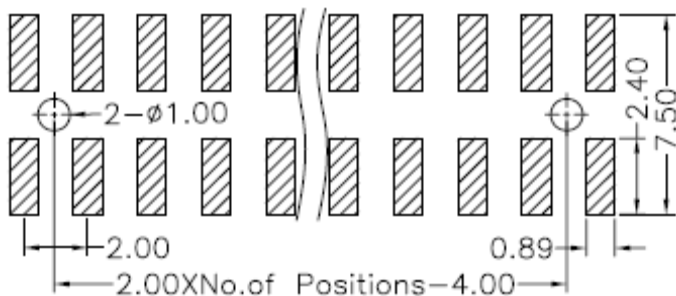


## Specifications

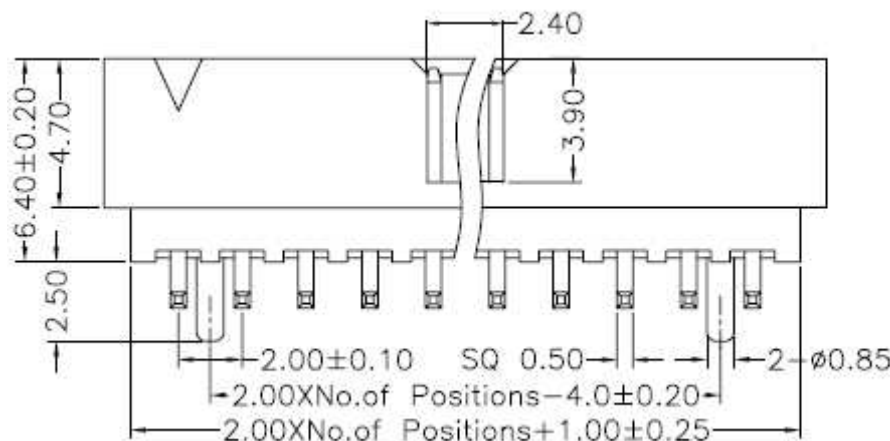
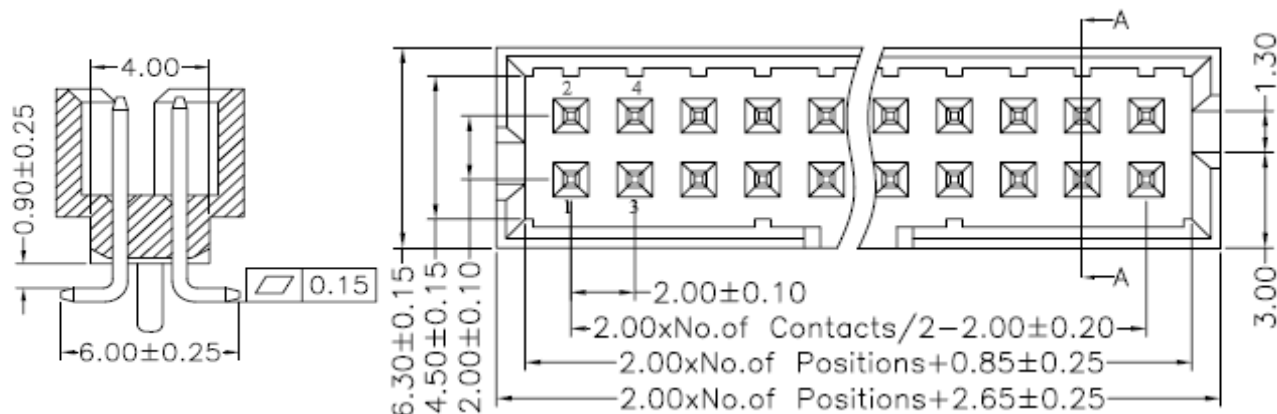
Current Rating: 1,5A  
 Insulation Resistance: 1000M Ohm min.  
 Contact Resistance: 20milli Ohm max.  
 Dielectric Voltage: 500V AC for one minute  
 Operating Temperature: -40°C ~ to +105°C  
 Insulator Material: PBT/PA6T+30% G.F.(UL94V-0)

Contact Pin: Brass  
 Contact Plating: Gold Flash all over

## PCB Layout



## Drawing



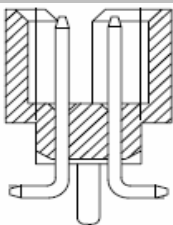
<b>Box Header Pitch 2,00x2,00mm</b>	
Part No.:	<b>T16B015</b>
Customer:	

DRW:	Jason	CHKD	Wilson	MATL:	Wilson	TOLERANCE	Mason	DATE	10.04.2009
APPD:	Schumi			FINISH	Jamy		Sheet No.	1 from 4	

[www.edcon-components.com](http://www.edcon-components.com)

email: [info@edcon-components.com](mailto:info@edcon-components.com)

# EDCON-COMPONENTS



## Pin Code length table free configuration

Dimension ( mm)			
A00	Standard		
A01			
A02			
A03			
A04			
A05			
A06			
A07			
A08			
A09			
A10			
A11			
A12			
A13			
A14			
A15			
A16			
A17			
A18			
A19			
A20			
A21			
A22			

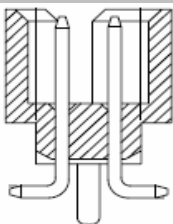
Dimension ( mm)			
	A		
A23			
A24			
A25			
A26			
A27			
A28			
A29			
A30			
A31			
A32			
A33			
A34			
A35			
A36			
A37			
A38			
A39			
A40			
A41			
A42			
A43			
A44			

Dimension ( mm)			
	A		
A45			
A46			
A47			
A48			
A49			
A50			
A51			
A52			
A53			
A54			
A55			
A56			
A57			
A58			
A59			
A60			
A61			
A62			
A63			
A64			
A65			
A66			

<b>Box Header Pitch 2,00x2,00mm</b>	
Part No.:	<b>T16B015</b>
Customer:	

DRW:	Jason	CHKD	Wilson	MATL:	Wilson	TOLERANCE	Mason	DATE	10.04.2009
APPD:	Schumi			FINISH	Jamy		Sheet No.		2 from 4

# EDCON-COMPONENTS



## Ordering Informations

Serie	No. of Pos.	Contact Plating	Material	Color of Body	Pin Length Configuration	ROHS	Packing			
<b>T16B015</b>	<b>XX</b>	<b>G0</b>	<b>LC</b>	<b>BK</b>	<b>A00</b>	<b>R</b>	<b>BU</b>			

<b>XX</b> = 10, 14, 16, 20, 24, 26, 30, 34, 40, 44, 50, 60	<b>G0</b> = Gold Flash	<b>LC</b> = LCP +30% GF f. ROHS	<b>BK</b> = Black	<b>Axx</b> = Look Table	<b>N</b> =NO ROHS conform	<b>BU</b> = Bulk Ware
	<b>T0</b> = Tin plated		<b>BL</b> = Blue		<b>R</b> =ROHS conform	<b>TU</b> = Tube Packing
	<b>GA</b> = 3µ Gold Plating		<b>WH</b> = White			<b>TY</b> = Tray Packing
	<b>GB</b> = 5µ Gold Plating					
	<b>GC</b> = 10µ Gold Plating					
	<b>GD</b> = 30µ Gold Plating					
	<b>S0</b> = Selectiv Plating Gold Flash / Tin					
	<b>SD</b> = Selectiv Tin/ 5µGold					
<b>SD</b> = Selectiv Tin/ 10µ Gold Flash						
<b>SD</b> = Selectiv Tin/ 20µ Gold	<b>SD</b> = Selectiv Tin/ 30µ Gold					

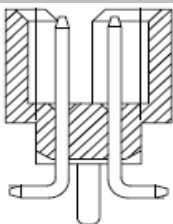
<b>Box Header Pitch</b> <b>2,00x2,00mm</b>
Part No.: <b>T16B015</b>
Customer:

DRW:	Jason	CHKD	Wilson	MATL:	Wilson	TOLERANCE	Mason	DATE	10.04.2009
APPD:	Schumi			FINISH	Jamy		Sheet No.		3 from 4

[www.edcon-components.com](http://www.edcon-components.com)

email: info@edcon-components.com

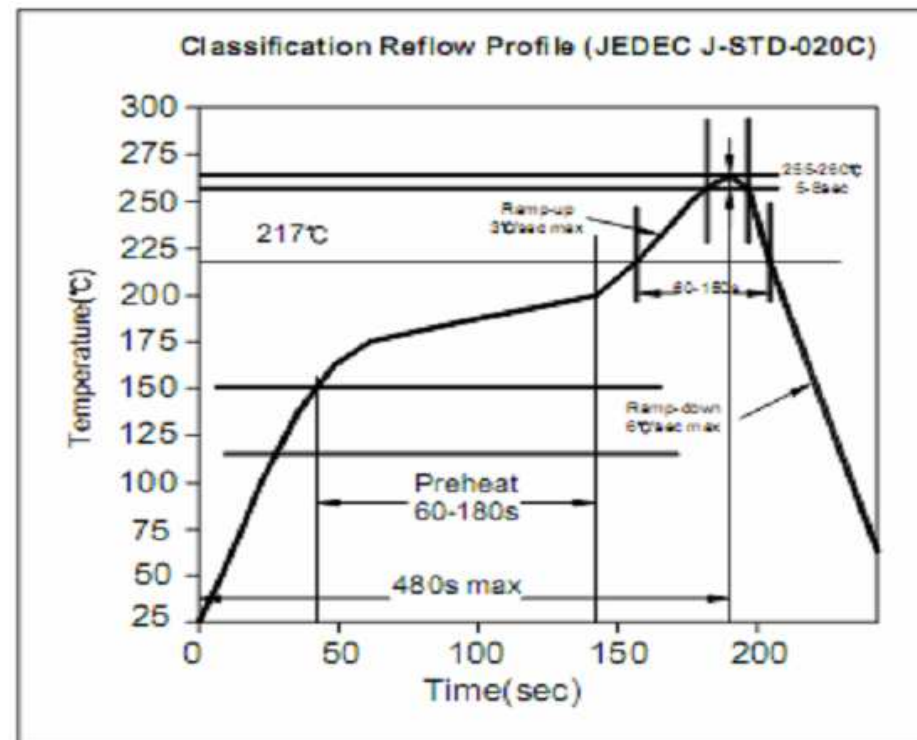
# EDCON-COMPONENTS



## Soldering Profile for Lead Soldering ( P.B.T. )



## Soldering Profile for Lead Free Soldering ( Nylon 6T )



**Box Header Pitch  
2,00x2,00mm**

Part No.: **T16B015**

DRW:	Jason	CHKD	Wilson	MATL:	Wilson	TOLERANCE	Mason	DATE	10.04.2009	Customer:
APPD:	Schumi			FINISH	Jamy		Sheet No.	4 from 4		

[www.edcon-components.com](http://www.edcon-components.com)

email: [info@edcon-components.com](mailto:info@edcon-components.com)