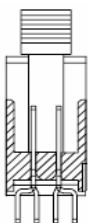


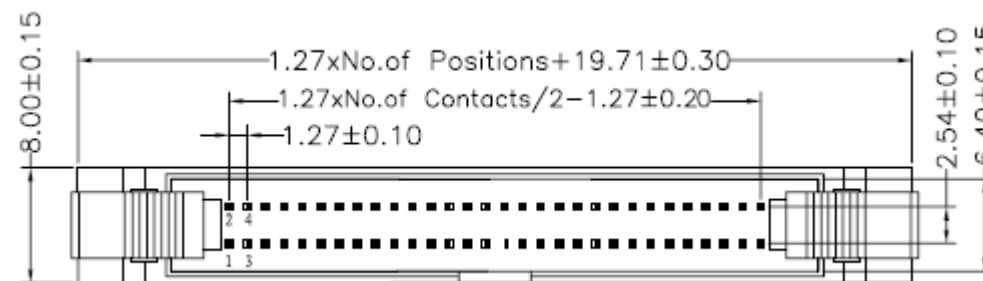
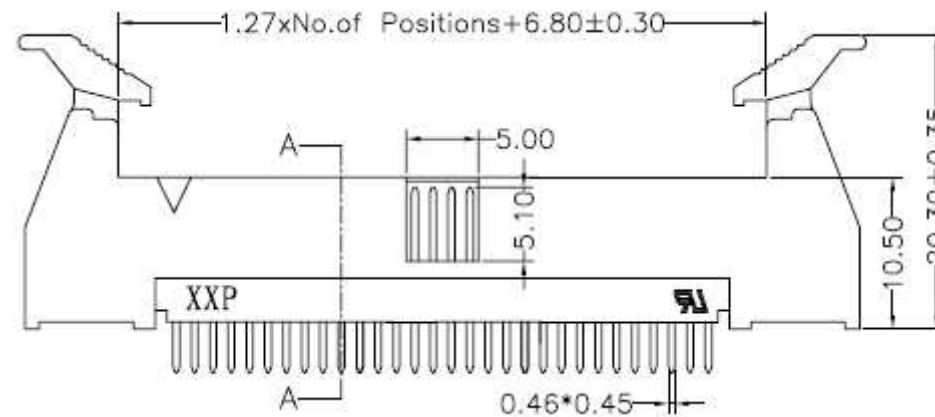
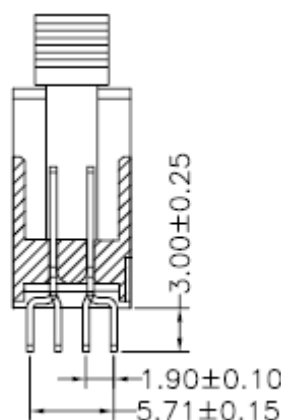
EDCON-COMPONENTS



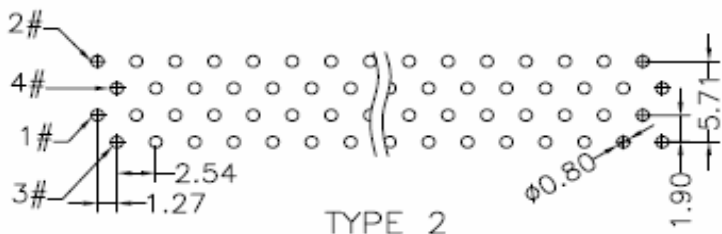
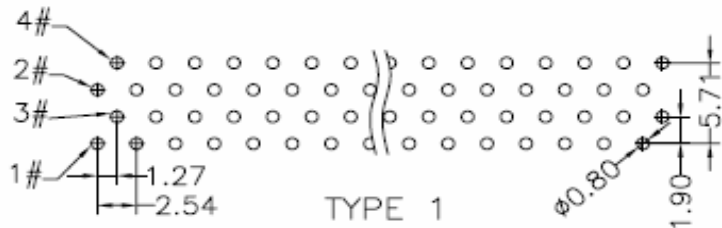
Specifications

Current Rating:	1,0 Amp.
Insulation Resistance:	500M Ohm min.
Contact Resistance:	20milli Ohm max.
Dielectric Voltage:	500V AC for one minute
Operating Temperature:	. -40°C ~ to +105°C
Insulator Material:	PA6T+30% G.F.(UL94V-0)
Contact Pin:	Brass
Contact Plating:	Gold or Sn over Ni.

Drawing



PCB Layout



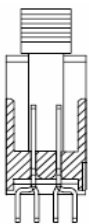
Box Header Pitch 1,27x1,27mm
Part No.: T14D003
Customer:

DRW:	Jason	CHKD	Wilson	MATL:	Wilson	TOLERANCE	Mason	DATE	10.04.2009
APPD:	Schumi			FINISH	Jamy		Sheet No.	1 from 4	

www.edcon-components.com

email: info@edcon-components.com

EDCON-COMPONENTS



Pin Code length table free configuration

Dimension (mm)				
	A			
A01	3.00			
A02				
A03				
A04				
A05				
A06				
A07				
A08				
A09				
A10				
A11				
A12				
A13				
A14				
A15				
A16				
A17				
A18				
A19				
A20				
A21				
A22				

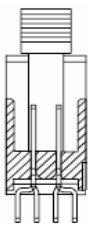
Dimension (mm)				
	A			
A23				
A24				
A25				
A26				
A27				
A28				
A29				
A30				
A31				
A32				
A33				
A34				
A35				
A36				
A37				
A38				
A39				
A40				
A41				
A42				
A43				
A44				

Dimension (mm)				
	A			
A45				
A46				
A47				
A48				
A49				
A50				
A51				
A52				
A53				
A54				
A55				
A56				
A57				
A58				
A59				
A60				
A61				
A62				
A63				
A64				
A65				
A66				

Box Header Pitch 1,27x1,27mm	
Part No.:	T14D003
Customer:	

DRW:	Jason	CHKD	Wilson	MATL:	Wilson	TOLERANCE	Mason	DATE	10.04.2009
APPD:	Schumi			FINISH	Jamy		Sheet No.		2 from 4

EDCON-COMPONENTS



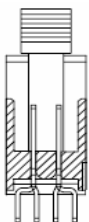
Ordering Informations

Serie	No. of Pos.	Contact Plating	Material	Color of Body	Pin Length Configuration	PCB Layout	ROHS	Packing		
T14D003	XX	G0	PA	BK	A01	A	R	BU		

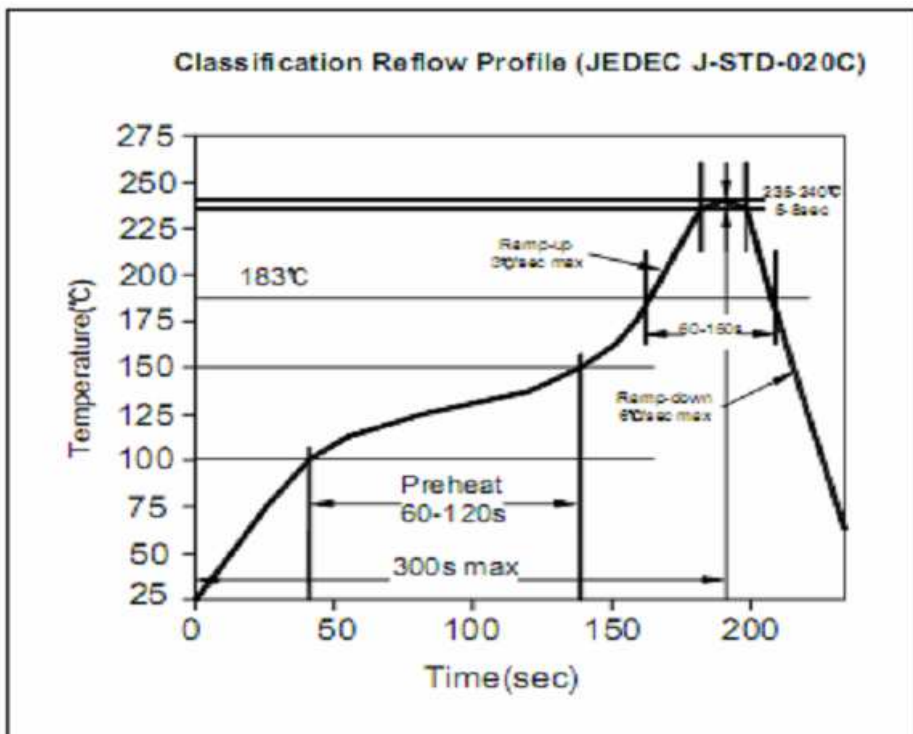
XX= 10, 12, 14, 16, 20, 24, 26, 30, 32, 34, 40, 44, 50, 60, 64, 80, 100	G0= Gold Flash	PA= PA6T +30% GF f. ROHS	BK= Black	Axx = Look Table	A= Type 1 B= Type 2	N= NO ROHS conform R= ROHS conform	BU= Bulk Ware
	T0= Tin plated		BL= Blue				TU= Tube Packing
	GA= 3µ Gold Plating	SD= Selectiv Tin/ 5µGold SD= Selectiv Tin/ 10µ Gold Flash SD= Selectiv Tin/ 20µ Gold	GR= Gray (427°C)				TY= Tray
	GB= 5µ Gold Plating		EG= Gray (413°C)				
	GC= 10µ Gold Plating						
	GD= 30µ Gold Plating						
	S0= Selectiv Plating Gold Flash / Tin						
SD= Selectiv Tin/ 5µGold							
SD= Selectiv Tin/ 10µ Gold Flash							
SD= Selectiv Tin/ 20µ Gold		SD= Selectiv Tin/ 30µ Gold					

Box Header Pitch 1,27x1,27mm
Part No.: T14D003
Customer:

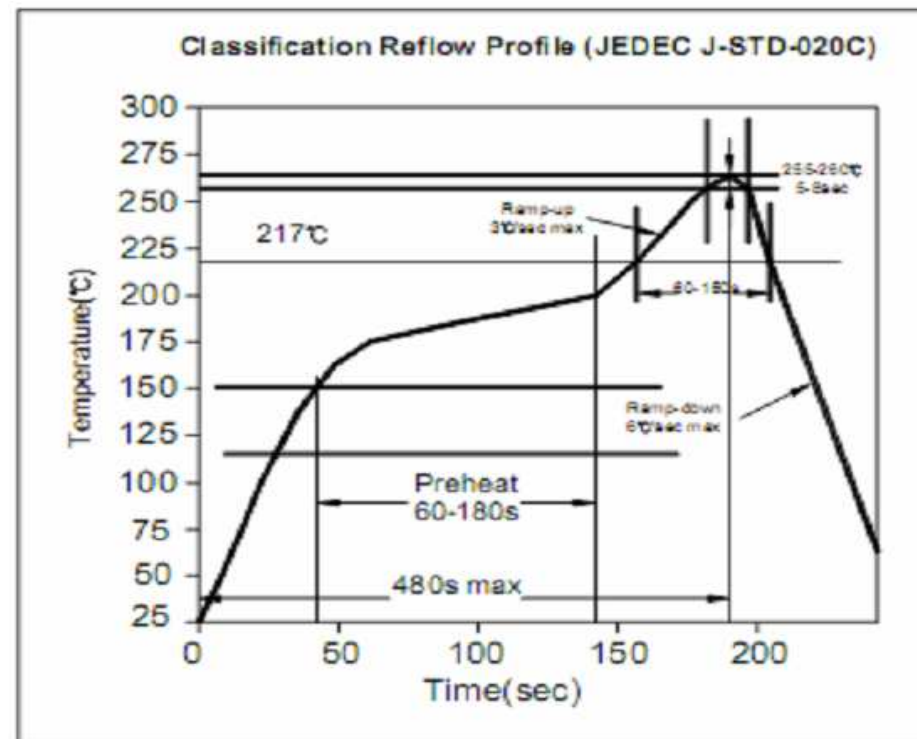
DRW:	Jason	CHKD	Wilson	MATL:	Wilson	TOLERANCE	Mason	DATE	10.04.2009
APPD:	Schumi			FINISH	Jamy		Sheet No.		3 from 4



Soldering Profile for Lead Soldering (P.B.T.)



Soldering Profile for Lead Free Soldering (Nylon 6T)



**Box Header Pitch
1,27x1,27mm**

Part No.: **T14D003**

DRW:	Jason	CHKD	Wilson	MATL:	Wilson	TOLERANCE	Mason	DATE	10.04.2009
APPD:	Schumi			FINISH	Jamy		Sheet No.	4 from 4	Customer: