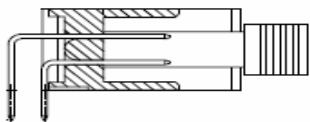


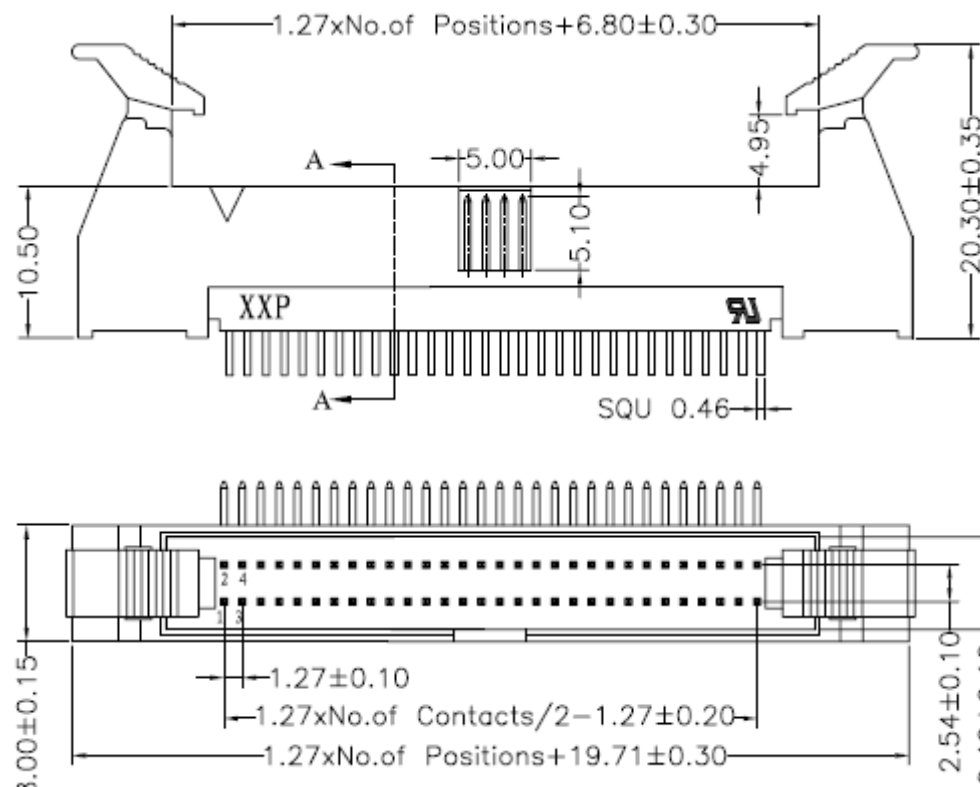
EDCON-COMPONENTS



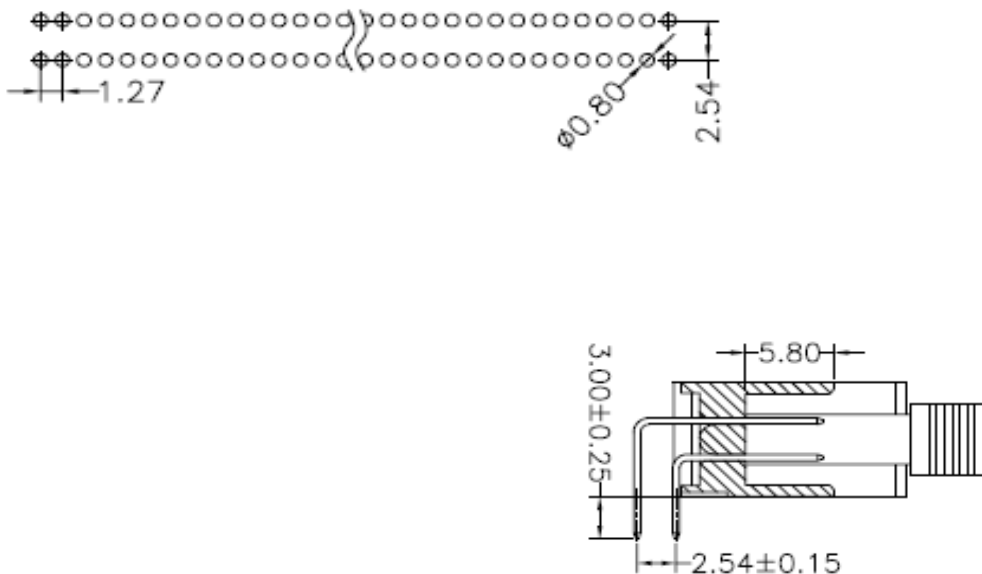
Specifications

Current Rating:	1,0 Amp.
Insulation Resistance:	1000M Ohm min.
Contact Resistance:	20milli Ohm max.
Dielectric Voltage:	500V AC for one minute
Operating Temperature:	. -40°C ~ to +105°C
Insulator Material:	PA6T+30% G.F.(UL94V-0)
Contact Pin:	Brass
Contact Plating:	Gold Flash or Sn over Ni.

Drawing



PCB Layout



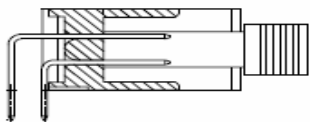
**Box Header Pitch
1,27x2,54mm**

Part No.: **T14C002**

Customer:

DRW:	Jason	CHKD	Wilson	MATL:	Wilson	TOLERANCE	Mason	DATE	10.04.2009
APPD:	Schumi			FINISH	Jamy		Sheet No.	1 from 4	

EDCON-COMPONENTS



Pin Code length table free configuration

Dimension (mm)				
	A			
A01	3,00			
A02				
A03				
A04				
A05				
A06				
A07				
A08				
A09				
A10				
A11				
A12				
A13				
A14				
A15				
A16				
A17				
A18				
A19				
A20				
A21				
A22				

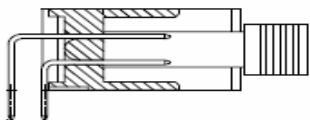
Dimension (mm)				
	A			
A23				
A24				
A25				
A26				
A27				
A28				
A29				
A30				
A31				
A32				
A33				
A34				
A35				
A36				
A37				
A38				
A39				
A40				
A41				
A42				
A43				
A44				

Dimension (mm)				
	A			
A45				
A46				
A47				
A48				
A49				
A50				
A51				
A52				
A53				
A54				
A55				
A56				
A57				
A58				
A59				
A60				
A61				
A62				
A63				
A64				
A65				
A66				

Box Header Pitch 1,27x2,54mm	
Part No.:	T14C002
Customer:	

DRW:	Jason	CHKD	Wilson	MATL:	Wilson	TOLERANCE	Mason	DATE	10.04.2009
APPD:	Schumi			FINISH	Jamy		Sheet No.		2 from 4

EDCON-COMPONENTS



Ordering Informations

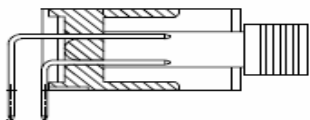
Serie	No. of Pos.	Contact Plating	Material	Color of Body	Pin Length Configuration	ROHS	Packing			
T14C002	XX	G0	PA	BK	A01	R	BU			

XX= 10, 12, 14, 16, 20, 24, 26, 30, 32, 34, 40, 44, 50, 60, 64, 80, 100	G0= Gold Flash	PA= PA6T +30% GF f. ROHS	BK= Black	Axx = Look Table	N= NO ROHS conform	BU= Bulk Ware
	T0= Tin plated					
	GA= 3µ Gold Plating	WH= White			TY= Tray	
	GB= 5µ Gold Plating					
	GC= 10µ Gold Plating					
	GD= 30µ Gold Plating					
	S0= Selectiv Plating Gold Flash / Tin					
	SD= Selectiv Tin/ 5µGold					
SD= Selectiv Tin/ 10µ Gold Flash						
SD= Selectiv Tin/ 20µ Gold	SD= Selectiv Tin/ 30µ Gold					

Box Header Pitch 1,27x2,54mm
Part No.: T14C002
Customer:

DRW:	Jason	CHKD	Wilson	MATL:	Wilson	TOLERANCE	Mason	DATE	10.04.2009
APPD:	Schumi			FINISH	Jamy		Sheet No.		3 from 4

EDCON-COMPONENTS



Soldering Profile for Lead Soldering (P.B.T.)



Soldering Profile for Lead Free Soldering (Nylon 6T)



Box Header Pitch	
1,27x2,54mm	
Part No.:	T14C002
Customer:	

DRW:	Jason	CHKD	Wilson	MATL:	Wilson	TOLERANCE	Mason	DATE	10.04.2009
APPD:	Schumi			FINISH	Jamy		Sheet No.	4 from 4	

www.edcon-components.com

email: info@edcon-components.com