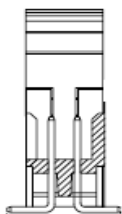


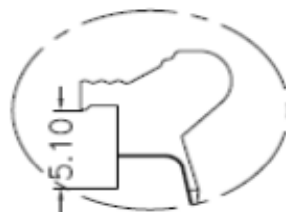
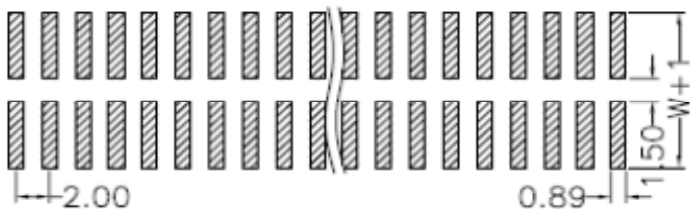
EDCON-COMPONENTS



Specifications

Current Rating:	1,5 Amp.
Insulation Resistance:	1000M Ohm min.
Contact Resistance:	20milli Ohm max.
Dielectric Voltage:	500V AC for one minute
Operating Temperature:	. -40°C ~ to +105°C
Insulator Material:	PA6T+30% G.F.(UL94V-0)
Contact Pin:	Brass
Contact Plating:	Gold Flash all over

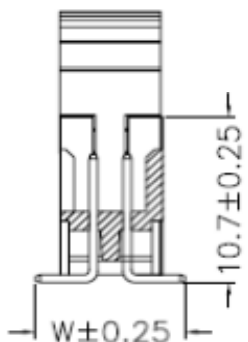
PCB Layout



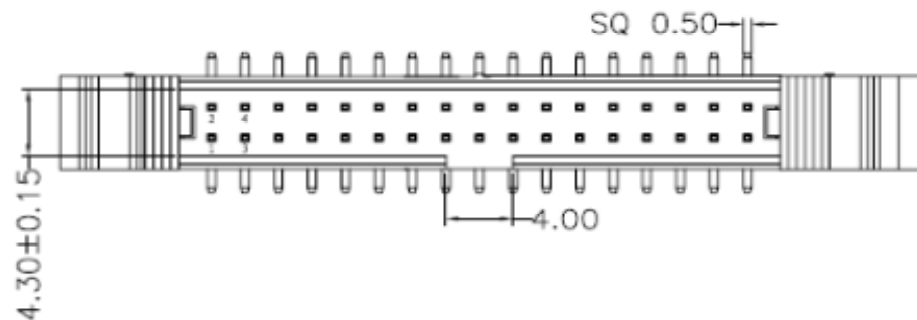
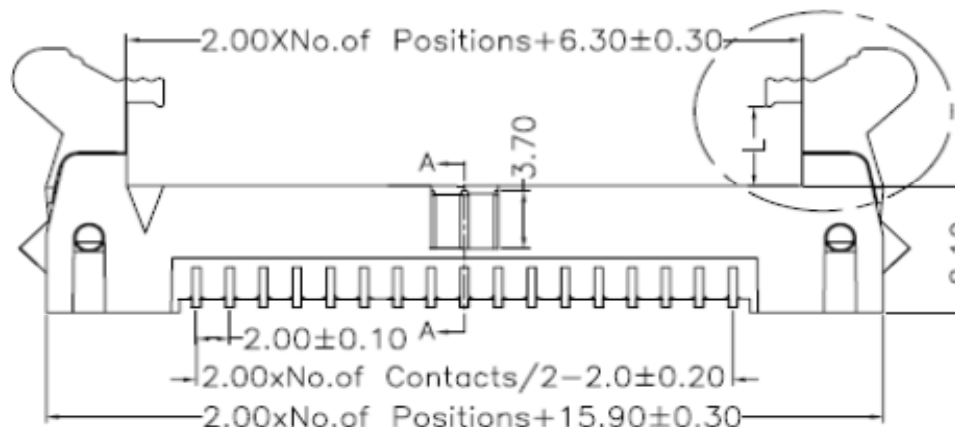
Short Latch



Long Latch



Drawing



**Box Header Pitch
2,00x2,00mm**

Part No.: **T14B003**

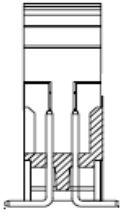
Customer:

DRW:	Jason	CHKD	Wilson	MATL:	Wilson	TOLERANCE	Mason	DATE	12.07.2021
APPD:	Schumi			FINISH	Jamy		Sheet No.		1 from 4

www.edcon-components.com

email: info@edcon-components.com

EDCON-COMPONENTS



Pin Code length table free configuration

Dimension (mm)				
	W			
A01	8,90			
A02				
A03				
A04				
A05				
A06				
A07				
A08				
A09				
A10				
A11				
A12				
A13				
A14				
A15				
A16				
A17				
A18				
A19				
A20				
A21				
A22				

Dimension (mm)				
	A			
A23				
A24				
A25				
A26				
A27				
A28				
A29				
A30				
A31				
A32				
A33				
A34				
A35				
A36				
A37				
A38				
A39				
A40				
A41				
A42				
A43				
A44				

Dimension (mm)				
	A			
A45				
A46				
A47				
A48				
A49				
A50				
A51				
A52				
A53				
A54				
A55				
A56				
A57				
A58				
A59				
A60				
A61				
A62				
A63				
A64				
A65				
A66				

**Box Header Pitch
2,00x2,00mm**

Part No.: **T14B003**

DRW:	Jason	CHKD	Wilson	MATL:	Wilson	TOLERANCE	Mason	DATE	12.07.2021
APPD:	Schumi			FINISH	Jamy		Sheet No.	2 from 4	

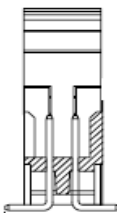
Customer:

www.edcon-components.com

email: info@edcon-components.com

Copyright by S.Tiede

EDCON-COMPONENTS



Ordering Informations

Serie	No. of Pos.	Contact Plating	Material	Color of Body	Pin Length Configuration	Option Latches	ROHS	Packing		
T14B003	XX	G0	PA	BK	A01	S	R	BU		

XX= 8, 10, 14, 16, 20, 24, 26, 30, 34, 40, 44, 50, 60, 64, 68	G0= Gold Flash	PA= PA6T +30% GF f. ROHS	BK= Black	Axx = Look Table	S= Short Latches	N= NO ROHS	BU= Bulk Ware
	T0= Tin plated		BL= Blue		L= Long Latches	R= ROHS conform	
	GA= 3µ Gold Plating		GR= Gray (427°C)		N= without Latches	TU= Tube Packing	
	GB= 5µ Gold Plating		EG= Gray (413°C)		TY= Tray		
	GC= 10µ Gold Plating						
	GD= 30µ Gold Plating						
	S0= Selectiv Plating Gold Flash / Tin						
	SD= Selectiv Tin/ 5µGold						
	SD= Selectiv Tin/ 10µ Gold Flash						
	SD= Selectiv Tin/ 20µ Gold		SD= Selectiv Tin/ 30µ Gold				

Box Header Pitch 2,00x2,00mm
Part No.: T14B003
Customer:

DRW:	Jason	CHKD	Wilson	MATL:	Wilson	TOLERANCE	Mason	DATE	12.07.2021
APPD:	Schumi			FINISH	Jamy		Sheet No.		3 from 4

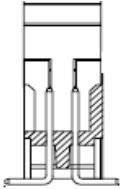
www.edcon-components.com

email: info@edcon-components.com

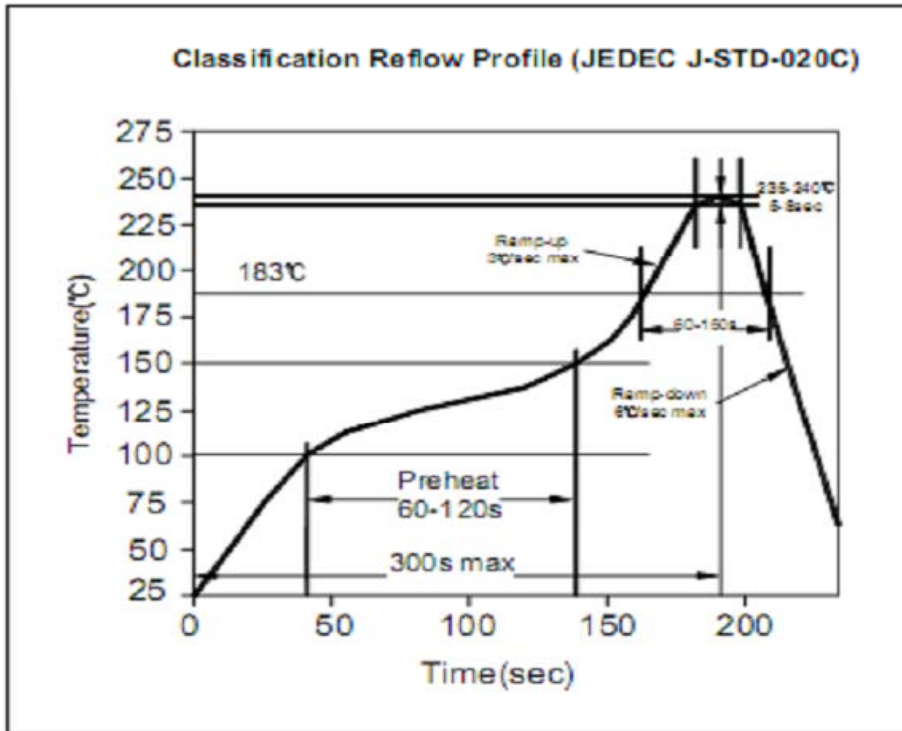
Copyright by S.Tiede

EDCON-COMPONENTS

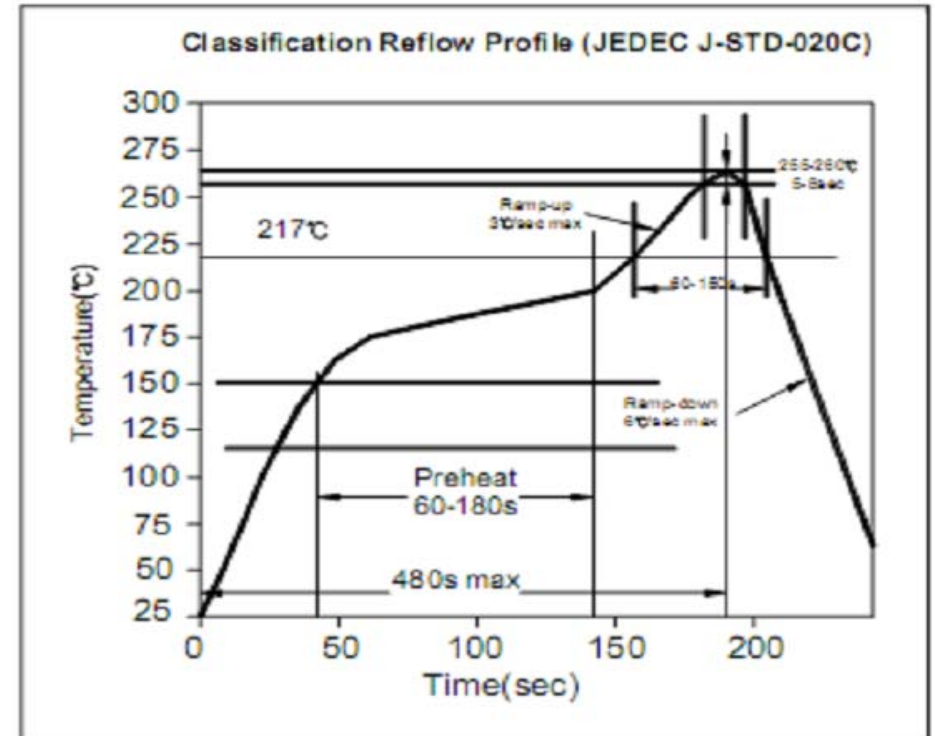




Soldering Profile for Lead Soldering (P.B.T.)



Soldering Profile for Lead Free Soldering (Nylon 6T)



**Box Header Pitch
2,00x2,00mm**

Part No.: **T14B003**

DRW:	Jason	CHKD	Wilson	MATL:	Wilson	TOLERANCE	Mason	DATE	12.07.2021
APPD:	Schumi			FINISH	Jamy		Sheet No.	4 from 4	Customer:

www.edcon-components.com

email: info@edcon-components.com