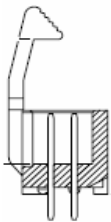


# EDCON-COMPONENTS

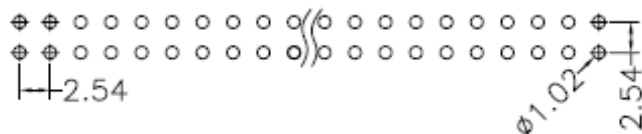


## Specifications

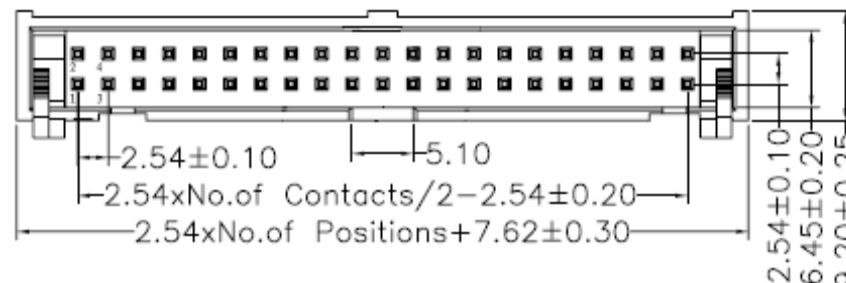
|                        |                            |
|------------------------|----------------------------|
| Current Rating:        | 3,0A                       |
| Voltage Rating:        | 350V                       |
| Insulation Resistance: | 1000M Ohm min.             |
| Contact Resistance:    | 20milli Ohm max.           |
| Dielectric Voltage:    | 1000V AC for one minute    |
| Operating Temperature: | . -40°C ~ to +105°C        |
| Insulator Material:    | PBT/PA6T+30% G.F.(UL94V-0) |
| Contact Pin:           | Brass                      |
| Contact Plating:       | Gold Flash all over        |
| Latch Material:        | Zinc Alloy                 |
| Latch Plating:         | Ni.                        |

Above 26 Poles with E Profile

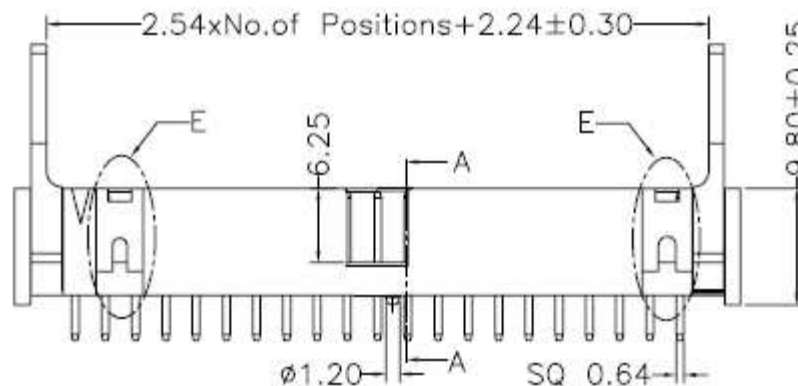
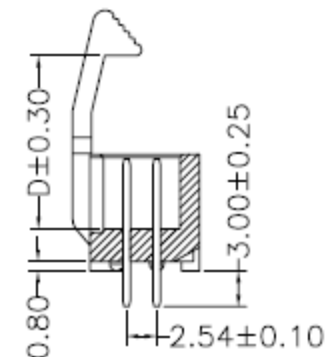
## PCB Layout



## Drawing



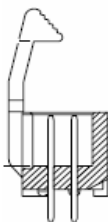
Short Latches Dimension D= 10,65mm  
Long Latches Dimension D= 14,55mm



|   |                |
|---|----------------|
| <b>Box Header Pitch<br/>2,54x2,54mm</b> |                |
| Part No.:                               | <b>T14A005</b> |
| Customer:                               |                |

|       |        |      |        |        |        |           |       |           |            |
|-------|--------|------|--------|--------|--------|-----------|-------|-----------|------------|
| DRW:  | Jason  | CHKD | Wilson | MATL:  | Wilson | TOLERANCE | Mason | DATE      | 10.04.2009 |
| APPD: | Schumi |      |        | FINISH | Jamy   |           |       | Sheet No. | 1 from 4   |

# EDCON-COMPONENTS



## Pin Code length table free configuration

| Dimension ( mm) |      |  |  |  |
|-----------------|------|--|--|--|
|                 | A    |  |  |  |
| A01             | 3,00 |  |  |  |
| A02             |      |  |  |  |
| A03             |      |  |  |  |
| A04             |      |  |  |  |
| A05             |      |  |  |  |
| A06             |      |  |  |  |
| A07             |      |  |  |  |
| A08             |      |  |  |  |
| A09             |      |  |  |  |
| A10             |      |  |  |  |
| A11             |      |  |  |  |
| A12             |      |  |  |  |
| A13             |      |  |  |  |
| A14             |      |  |  |  |
| A15             |      |  |  |  |
| A16             |      |  |  |  |
| A17             |      |  |  |  |
| A18             |      |  |  |  |
| A19             |      |  |  |  |
| A20             |      |  |  |  |
| A21             |      |  |  |  |
| A22             |      |  |  |  |

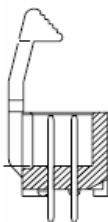
| Dimension ( mm) |   |  |  |  |
|-----------------|---|--|--|--|
|                 | A |  |  |  |
| A23             |   |  |  |  |
| A24             |   |  |  |  |
| A25             |   |  |  |  |
| A26             |   |  |  |  |
| A27             |   |  |  |  |
| A28             |   |  |  |  |
| A29             |   |  |  |  |
| A30             |   |  |  |  |
| A31             |   |  |  |  |
| A32             |   |  |  |  |
| A33             |   |  |  |  |
| A34             |   |  |  |  |
| A35             |   |  |  |  |
| A36             |   |  |  |  |
| A37             |   |  |  |  |
| A38             |   |  |  |  |
| A39             |   |  |  |  |
| A40             |   |  |  |  |
| A41             |   |  |  |  |
| A42             |   |  |  |  |
| A43             |   |  |  |  |
| A44             |   |  |  |  |

| Dimension ( mm) |   |  |  |  |
|-----------------|---|--|--|--|
|                 | A |  |  |  |
| A45             |   |  |  |  |
| A46             |   |  |  |  |
| A47             |   |  |  |  |
| A48             |   |  |  |  |
| A49             |   |  |  |  |
| A50             |   |  |  |  |
| A51             |   |  |  |  |
| A52             |   |  |  |  |
| A53             |   |  |  |  |
| A54             |   |  |  |  |
| A55             |   |  |  |  |
| A56             |   |  |  |  |
| A57             |   |  |  |  |
| A58             |   |  |  |  |
| A59             |   |  |  |  |
| A60             |   |  |  |  |
| A61             |   |  |  |  |
| A62             |   |  |  |  |
| A63             |   |  |  |  |
| A64             |   |  |  |  |
| A65             |   |  |  |  |
| A66             |   |  |  |  |

|   |                |
|---|----------------|
| <b>Box Header Pitch</b><br><b>2,54x2,54mm</b> |                |
| Part No.:                                     | <b>T14A005</b> |
| Customer:                                     |                |

|       |        |      |        |        |        |           |           |      |            |
|-------|--------|------|--------|--------|--------|-----------|-----------|------|------------|
| DRW:  | Jason  | CHKD | Wilson | MATL:  | Wilson | TOLERANCE | Mason     | DATE | 10.04.2009 |
| APPD: | Schumi |      |        | FINISH | Jamy   |           | Sheet No. |      | 2 from 4   |

# EDCON-COMPONENTS



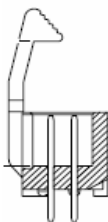
## Ordering Informations

| Serie          | No. of Pos. | Contact Plating | Material  | Color of Body | Pin Length Configuration | Option Latches | ROHS     | Packing   |  |  |
|----------------|-------------|-----------------|-----------|---------------|--------------------------|----------------|----------|-----------|--|--|
| <b>T14A005</b> | <b>XX</b>   | <b>G0</b>       | <b>PB</b> | <b>BK</b>     | <b>A01</b>               | <b>S</b>       | <b>R</b> | <b>BU</b> |  |  |

|   |  |                                 |                         |                         |                           |                           |                         |
|---|--|---------------------------------|-------------------------|-------------------------|---------------------------|---------------------------|-------------------------|
| <b>XX=</b> 6, 8, 10,<br>14, 16, 20,<br>26, 30, 34,<br>40, 50, 60,<br>64 | <b>G0=</b> Gold Flash                        | <b>PB=</b> PBT                  | <b>BK=</b> Black        | <b>Axx =</b> Look Table | <b>S=</b> Short Latches   | <b>N=</b> NO ROHS conform | <b>BU=</b> Bulk Ware    |
|   | <b>T0=</b> Tin plated                        | <b>PA=</b> PA6T +30% GF f. ROHS | <b>BL=</b> Blue         |                         | <b>L=</b> Long Latches    | <b>R=</b> ROHS conform    | <b>TU=</b> Tube Packing |
|   | <b>GA=</b> 3µ Gold Plating                   |                                 | <b>GR=</b> Gray (427°C) |                         | <b>N=</b> without Latches |                           | <b>TY=</b> Tray         |
|   | <b>GB=</b> 5µ Gold Plating                   |                                 | <b>EG=</b> Gray (413°C) |                         |                           |                           |                         |
|   | <b>GC=</b> 10µ Gold Plating                  |                                 |                         |                         |                           |                           |                         |
|   | <b>GD=</b> 30µ Gold Plating                  |                                 |                         |                         |                           |                           |                         |
|   | <b>S0=</b> Selectiv Plating Gold Flash / Tin |                                 |                         |                         |                           |                           |                         |
|   | <b>SD=</b> Selectiv Tin/ 5µGold              |                                 |                         |                         |                           |                           |                         |
| <b>SD=</b> Selectiv Tin/ 10µ Gold Flash                                 |  |                                 |                         |                         |                           |                           |                         |
| <b>SD=</b> Selectiv Tin/ 20µ Gold                                       | <b>SD=</b> Selectiv Tin/ 30µ Gold            |                                 |                         |                         |                           |                           |                         |

|   |
|---|
| <b>Box Header Pitch</b><br><b>2,54x2,54mm</b> |
| Part No.: <b>T14A005</b>                      |
| Customer:                                     |

|       |        |      |        |        |        |           |           |      |            |
|-------|--------|------|--------|--------|--------|-----------|-----------|------|------------|
| DRW:  | Jason  | CHKD | Wilson | MATL:  | Wilson | TOLERANCE | Mason     | DATE | 10.04.2009 |
| APPD: | Schumi |      |        | FINISH | Jamy   |           | Sheet No. |      | 3 from 4   |



## Soldering Profile for Lead Soldering ( P.B.T. )



## Soldering Profile for Lead Free Soldering ( Nylon 6T )



|                         |                |
|-------------------------|----------------|
| <b>Box Header Pitch</b> |                |
| <b>2,54x2,54mm</b>      |                |
| Part No.:               | <b>T14A005</b> |
| Customer:               |                |

|       |        |      |        |        |        |           |           |          |            |
|-------|--------|------|--------|--------|--------|-----------|-----------|----------|------------|
| DRW:  | Jason  | CHKD | Wilson | MATL:  | Wilson | TOLERANCE | Mason     | DATE     | 10.04.2009 |
| APPD: | Schumi |      |        | FINISH | Jamy   |           | Sheet No. | 4 from 4 |            |