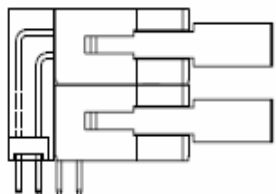



# EDCON-COMPONENTS



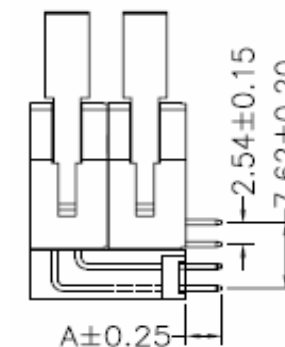
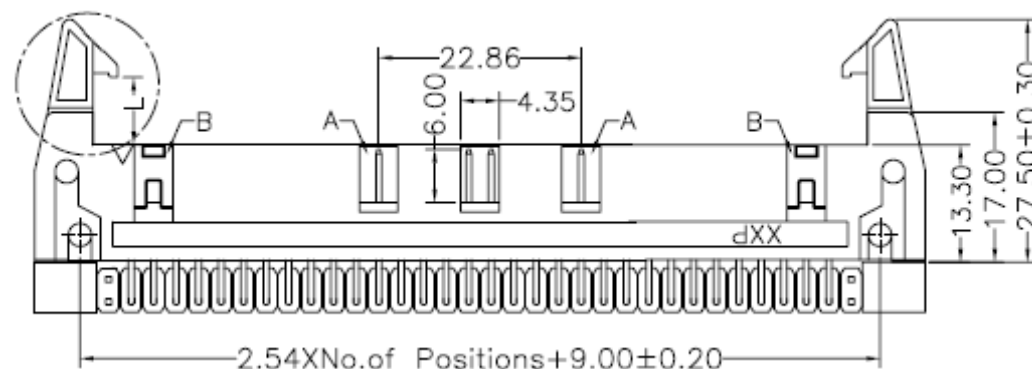
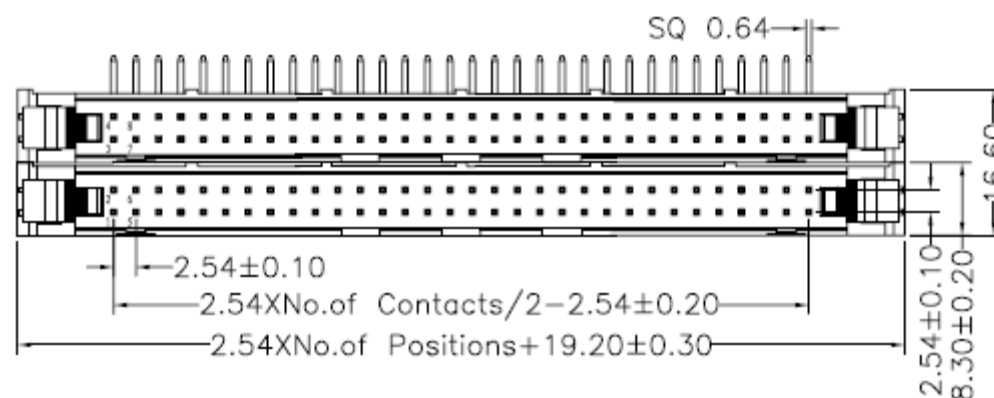
## Specifications

Current Rating:	3,0A
Insulation Resistance:	1000M Ohm min.
Contact Resistance:	20milli Ohm max.
Dielectric Voltage:	500V AC for one minute
Operating Temperature:	-40°C ~ to +105°C
Insulator Material:	PBT/PA6T+30% G.F.(UL94V-0)
Contact Pin:	Brass
Contact Plating:	Gold Flash all over
No Side Slot A and B from 6 to 16Pin	
No Side Slot A from 18 to 58Pin	

## PCB Layout



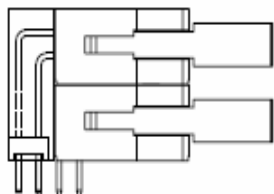
## Drawing



<b>Box Header Pitch 2,54x2,54mm</b>	
Part No.:	<b>T14A001</b>
Customer:	

DRW:	Jason	CHKD	Wilson	MATL:	Wilson	TOLERANCE	Mason	DATE	10.04.2009
APPD:	Schumi			FINISH	Jamy		Sheet No.		1 from 4

# EDCON-COMPONENTS



## Pin Code length table free configuration

Dimension ( mm)				
	A			
A01	3,80			
A02				
A03				
A04				
A05				
A06				
A07				
A08				
A09				
A10				
A11				
A12				
A13				
A14				
A15				
A16				
A17				
A18				
A19				
A20				
A21				
A22				

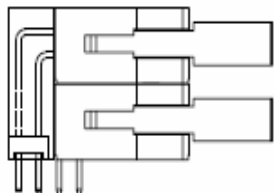
Dimension ( mm)				
	A			
A23				
A24				
A25				
A26				
A27				
A28				
A29				
A30				
A31				
A32				
A33				
A34				
A35				
A36				
A37				
A38				
A39				
A40				
A41				
A42				
A43				
A44				

Dimension ( mm)				
	A			
A45				
A46				
A47				
A48				
A49				
A50				
A51				
A52				
A53				
A54				
A55				
A56				
A57				
A58				
A59				
A60				
A61				
A62				
A63				
A64				
A65				
A66				

<b>Box Header Pitch</b> <b>2,54x2,54mm</b>	
Part No.:	<b>T14A001</b>
Customer:	

DRW:	Jason	CHKD	Wilson	MATL:	Wilson	TOLERANCE	Mason	DATE	10.04.2009
APPD:	Schumi			FINISH	Jamy		Sheet No.		2 from 4

# EDCON-COMPONENTS



## Ordering Informations

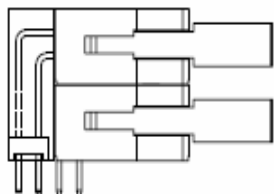
Serie	No. of Pos.	Contact Plating	Material	Color of Body	Pin Length Configuration	Option Latches	ROHS	Packing		
<b>T14A001</b>	<b>XX</b>	<b>G0</b>	<b>PB</b>	<b>BK</b>	<b>A01</b>	<b>S</b>	<b>R</b>	<b>BU</b>		

<b>XX</b> = 6, 8, 10, 12, 14, 16, 18, 20, 24, 26, 30, 34, 40, 50, 60, 64	<b>G0</b> = Gold Flash	<b>PB</b> = PBT	<b>BK</b> = Black	<b>Axx</b> = Look Table	<b>S</b> = Short Latches	<b>N</b> =NO ROHS conform	<b>BU</b> = Bulk Ware
	<b>T0</b> = Tin plated	<b>PA</b> = PA6T +30% GF f. ROHS	<b>BL</b> = Blue		<b>L</b> = Long Latches	<b>R</b> =ROHS conform	<b>TU</b> = Tube Packing
	<b>GA</b> = 3µ Gold Plating		<b>GR</b> = Gray (427°C)		<b>N</b> = without Latches		<b>TY</b> = Tray
	<b>GB</b> = 5µ Gold Plating		<b>EG</b> = Gray (413°C)				
	<b>GC</b> = 10µ Gold Plating						
	<b>GD</b> = 30µ Gold Plating						
	<b>S0</b> = Selectiv Plating Gold Flash / Tin						
	<b>SD</b> = Selectiv Tin/ 5µGold						
<b>SD</b> = Selectiv Tin/ 10µ Gold Flash							
<b>SD</b> = Selectiv Tin/ 20µ Gold	<b>SD</b> = Selectiv Tin/ 30µ Gold						

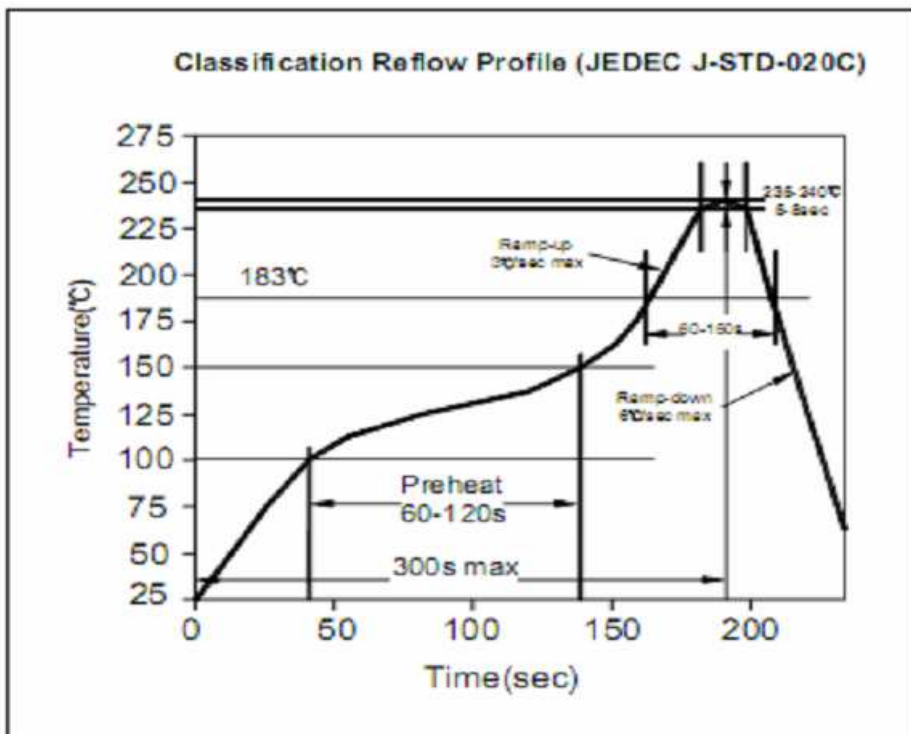
<b>Box Header Pitch</b> <b>2,54x2,54mm</b>
Part No.: <b>T14A001</b>
Customer:

DRW:	Jason	CHKD	Wilson	MATL:	Wilson	TOLERANCE	Mason	DATE	10.04.2009
APPD:	Schumi			FINISH	Jamy		Sheet No.		3 from 4

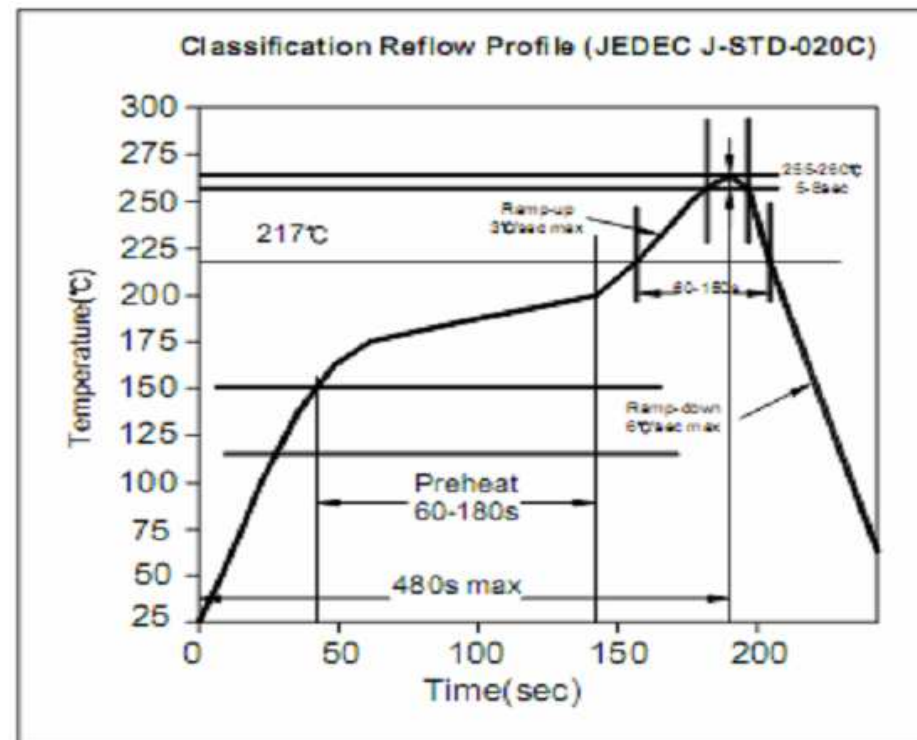
# EDCON-COMPONENTS



## Soldering Profile for Lead Soldering ( P.B.T. )



## Soldering Profile for Lead Free Soldering ( Nylon 6T )



**Box Header Pitch  
2,54x2,54mm**

Part No.: **T14A001**

DRW:	Jason	CHKD	Wilson	MATL:	Wilson	TOLERANCE	Mason	DATE	10.04.2009	Customer:
APPD:	Schumi			FINISH	Jamy		Sheet No.	4 from 4		

[www.edcon-components.com](http://www.edcon-components.com)

email: [info@edcon-components.com](mailto:info@edcon-components.com)