


# EDCON-COMPONENTS



## Q25017

### Informations

Terminal plating by gold gives excellent results when soldering.  
 Two styles of actuator RS-Serie Standard 1,3mm height  
 RSR-Serie plan with Body  
 Low contact resistance, and self-clean on contact area.  
 Double contact offer high reliability.  
 All materials are UL94V-0 grade fire retardent plastics.

### Technical Informations

**Current Rating:**  
 non-switching: 100mA/ 50VDC  
 switching: 50mA / 24VDC  
**Contact resistance: (@ 100mA)**  
 50mΩ max. @ initial  
 100mΩ after life test  
**Insulation resistance: (@ 100VDC ±15V)**  
 100MΩ after life test between adjacent terminals.  
**Dielectric strength:** 500VDC for 1 minute  
**Capacitance:** 5pf between adjacent terminals

### Technical Specifications:

#### ELECTRICAL:

Electrial life: 2000 operations per cycle switch  
 Operating force: 800gf max.  
 Stroke: 2,0mm  
 Operating Temperature: -25°C to + 70°C  
 Storage Temperature: -40°C to +85°C  
 Vibration Test: MIL-STD-202F Method 213B  
 Frequency: 10-55Hz/1 min.  
 Directions: X,YZ three mutally perpendicular directions  
 Time: 2hours each direction  
 High reliability

#### SOLDERING AND CLEANING PROCESS

For best resulsits, please follow these recommendations:  
 Keep all switch contacts in their "OFF" positions for all operations.

#### WAVE SOLDERING:

Recommended solder temperature at 500F (260°C)  
 mac. 5 seconds.

#### HAND SOLDERING:

Use a soldering iron of 30watts, controled at 608F (320°C)  
 approximately 2 seconds while applying solder.

#### CLEANING PROCESS:

Flux clean using force rinse, high agitation or triple bath cleaning method. Freon TF or TE give excellent results.  
 When capor methods are used, do not subject the switch to solvent at temperature above 125 F (51°C).

### Material Specifications

Item	Description	Materials	Treatment
1	Actuator	UL94V-0 PBT	White
2	Cover	UL94V-0 PBT	Blue,Red,Bla
3	Base	UL94V-0 PBT	Black
4	Terminal	Phosphor Bronz	Gold Plating
5	Potting	Epoxy	Black

### Dimension Table


Pos.	A	
2	6,26	
4	11,34	
6	16,42	
8	21,50	
10		
12		

THT DIP-SWITCH DUAL-Pol.	
Part No.:	<b>Q25017</b>
Customer:	

DRW:	Jason	CHKD	Wilson	MATL:	Wilson	DATE	01.12.2014
APPD:	Jason			FINISH	Jamy	Sheet	1 from 3

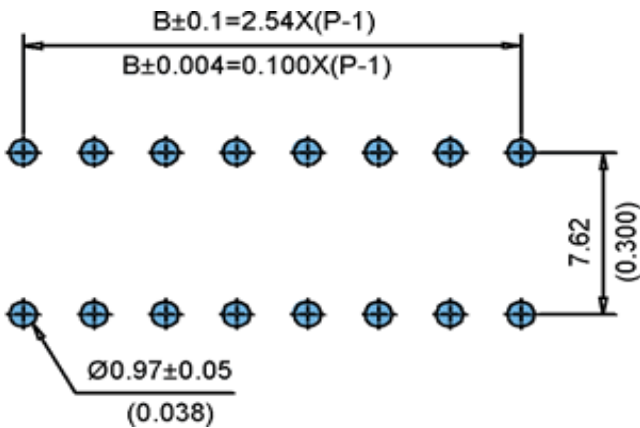
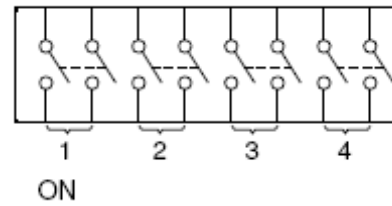
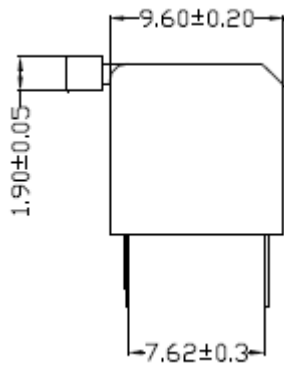
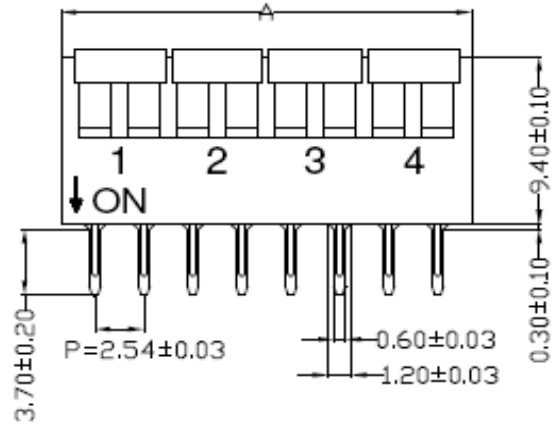
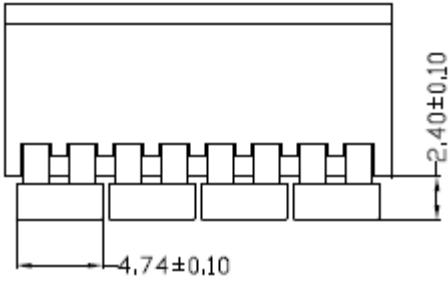
Copyright by S.Tiede

# EDCON-COMPONENTS



## Technical Specification

## Technical Drawing:




THT DIP-SWITCH DUAL-Pol.	
Part No.:	<b>Q25017</b>
Customer:	

DRW:	Jason	CHKD	Wilson	MATL:	Wilson	DATE	01.12.2014
APPD:	Jason			FINISH	Jamy	Sheet	2 from 3

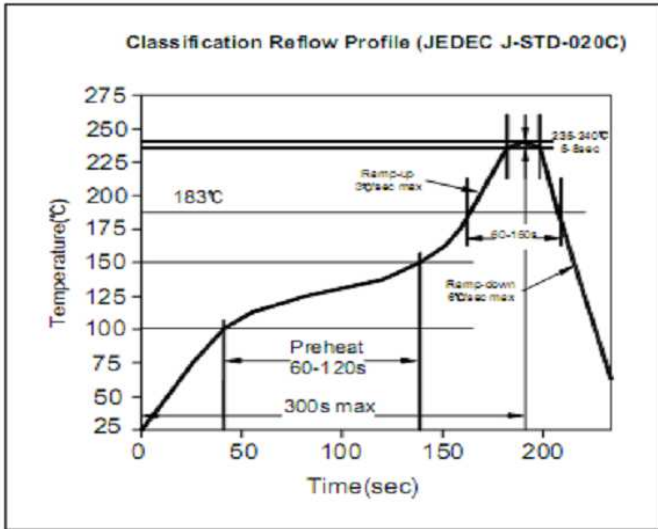
Copyright by S.Tiede

# EDCON-COMPONENTS

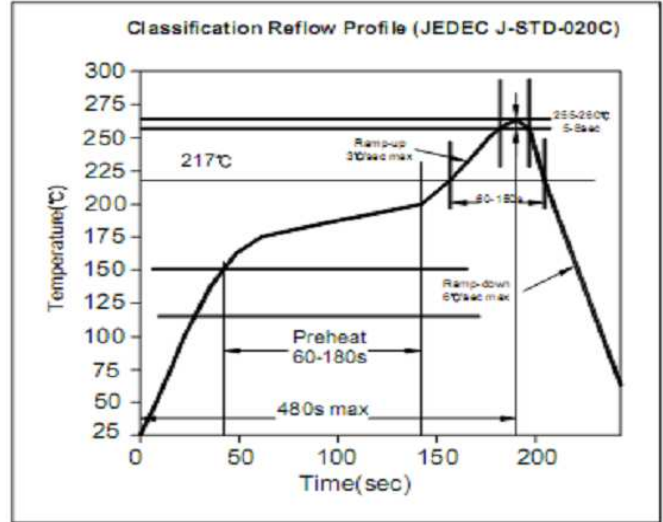


## Solder Profile

### Lead Solder



### Lead free Solder



## Ordering Informations:

Item-No.	Circuit	Actuator	Body Color	Function	ROHS	Packing
<b>Q25017</b>	<b>2</b>	<b>D</b>	<b>RD</b>	<b>0</b>	<b>R</b>	<b>TU</b>

<b>2,4,6,8,10,12</b>	<b>D= Dual Pol</b>	<b>RD= Red</b>	<b>0= Standard Function</b>	<b>R= ROHS</b>	<b>TU= Tube (Standard)</b>
		<b>BL= Blue</b>	<b>S= Special Funktion</b>	<b>N= Non ROHS</b>	<b>TY= Tray Packing</b>
		<b>BK= Black</b>			

THT DIP-SWITCH DUAL-Pol.
Part No.: <b>Q25017</b>
Customer:

DRW:	Jason	CHKD	Wilson	MATL:	Wilson	DATE	01.12.2014
APPD:	Jason			FINISH	Jamy	Sheet	3 from 3

Copyright by S.Tiede