


EDCON-COMPONENTS



Q25002

Informations

Terminal plating by gold gives excellent results when soldering.
 Two styles of actuator RS-Serie Standard 1,3mm height
 RSR-Serie plan with Body
 Low contact resistance, and self-clean on contact area.
 Double contact offer high reliability.
 All materials are UL94V-0 grade fire retardent plastics.

Technical Informations

Current Rating:
 non-switching: 100mA/ 50VDC
 switching: 50mA / 24VDC
Contact resistance: (@ 100mA)
 50mΩ max. @ initial
 100mΩ after life test
Insulation resistance: (@ 100VDC ±15V)
 100MΩ after life test between adjacent terminals.
Dielectric strength: 500VDC for 1 minute
Capacitance: 5pf between adjacent terminals

Technical Specifications:

ELECTRICAL:

Electrial life: 2000 operations per cycle switch
 Operating force: 800gf max.
 Stroke: 2,0mm
 Operating Temperature: -25°C to + 70°C
 Storage Temperature: -40°C to +85°C
 Vibration Test: MIL-STD-202F Method 213B
 Frequency: 10-55Hz/1 min.
 Directions: X,YZ three mutally perpendicular directions
 Time: 2hours each direction
 High reliability

SOLDERING AND CLEANING PROCESS

For best resulsits, please follow these recommendations:
 Keep all switch contacts in their "OFF" positions for all operations.

WAVE SOLDERING:

Recommended solder temperature at 500F (260°C)
 mac. 5 seconds.

HAND SOLDERING:

Use a soldering iron of 30watts, controled at 608F (320°C)
 approximately 2 seconds while applying solder.

CLEANING PROCESS:

Flux clean using force rinse, high agitation or triple bath cleaning method. Freon TF or TE give excellent results.
 When capor methods are used, do not subject the switch to solvent at temperature above 125 F (51°C).

Material Specifications

Item	Description	Materials	Treatment
1	Actuator	UL94V-0 PBT	White
2	Cover	UL94V-0 PBT	Blue,Red,Bla
3	Base	UL94V-0 PBT	Black
4	Terminal	Phosphor Bronz	Gold Plating
5	Potting	Epoxy	Black

Dimension Table


Pos.	A	
2	6,08	
3	8,92	
4	11,16	
5	13,70	
6	16,24	
7	19,08	
8	21,32	
9	24,16	
10	26,40	
12	31,48	

THT DIP-SWITCH	
Part No.:	Q25002
Customer:	

DRW:	Jason	CHKD	Wilson	MATL:	Wilson	DATE	17.01.2014
APPD:	Jason			FINISH	Jamy	Sheet	1 from 3

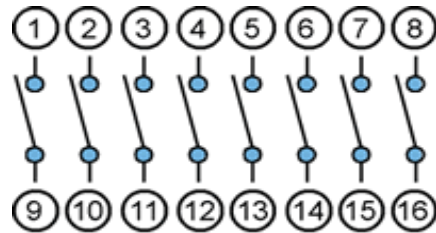
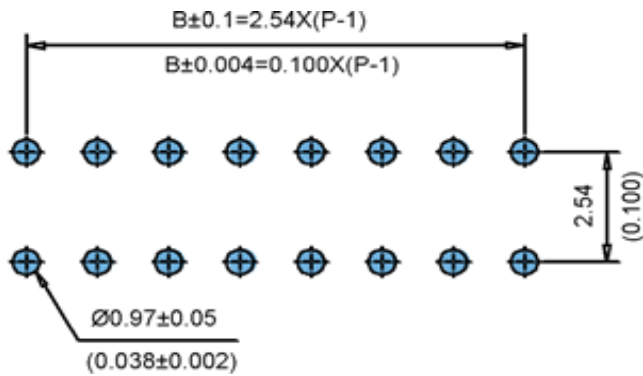
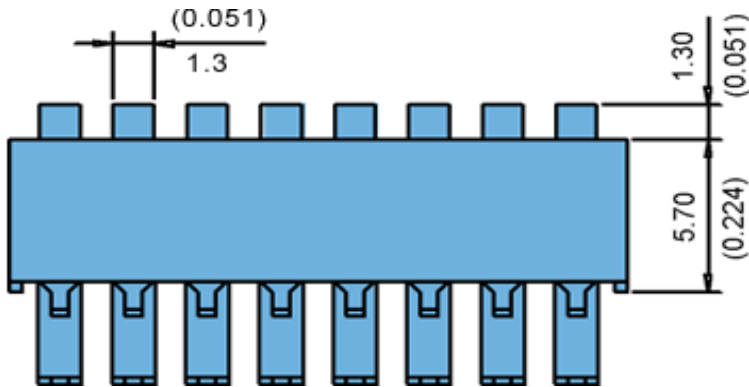
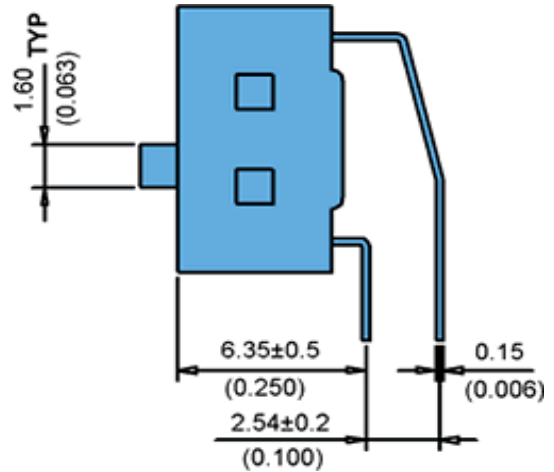
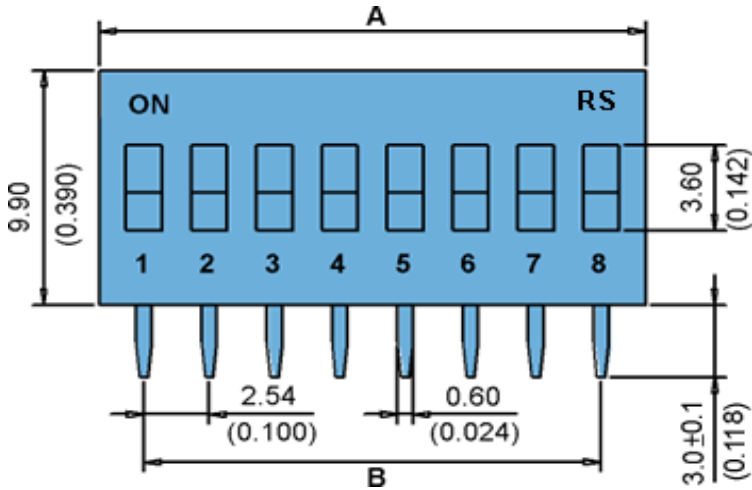
Copyright by S.Tiede

EDCON-COMPONENTS



Technical Specification

Technical Drawing:




THT DIP-SWITCH	
Part No.:	Q25002
Customer:	

DRW:	Jason	CHKD	Wilson	MATL:	Wilson	DATE	17.01.2014
APPD:	Jason			FINISH	Jamy	Sheet	2 from 3

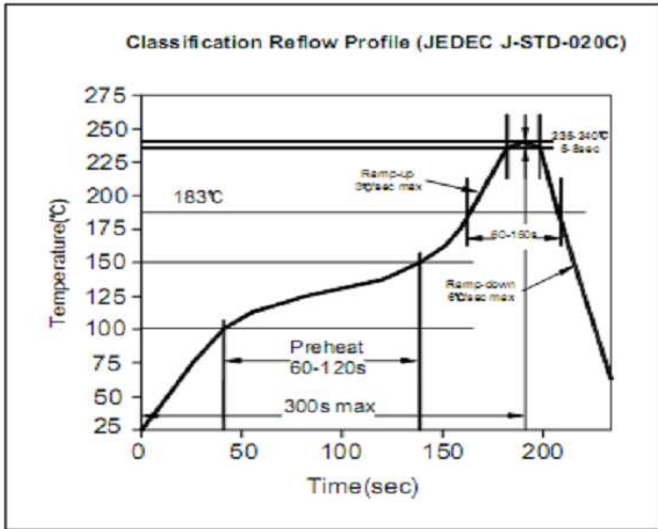
Copyright by S.Tiede

EDCON-COMPONENTS

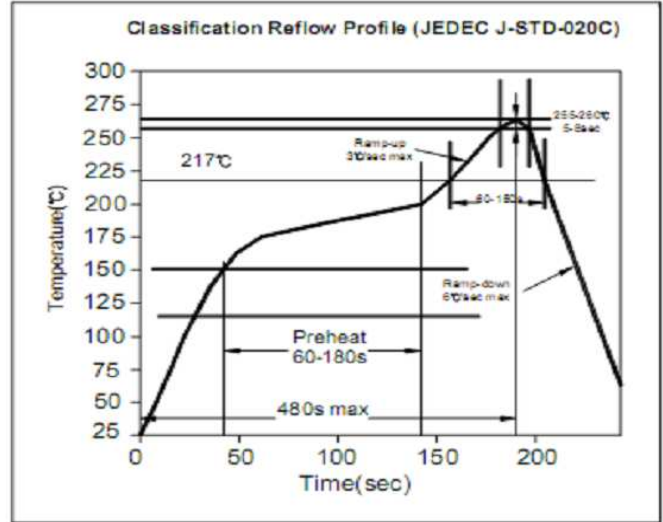


Solder Profile

Lead Solder



Lead free Solder



Ordering Informations:

Item-No.	Circuit	Actuator	Body Color	Function	ROHS	Packing
Q25002	1	L	RD	0	R	TU
1~12	L= RS-Serie	RD= Red	0= Standard Funktion	R= ROHS	TU= Tube (Standard)	
	S= RSR Serie	BL= Blue	S= Special Funktion	N= Non ROHS	TY= Tray Packing	
		BK= Black				

THT DIP-SWITCH	
Part No.:	Q25002
Customer:	

DRW:	Jason	CHKD:	Wilson	MATL:	Wilson	DATE:	17.01.2014
APPD:	Jason	FINISH:			Jamy	Sheet:	3 from 3

Copyright by S.Tiede