

EDCON-COMPONENTS



Q25014

Informations

Terminal plating by gold gives excellent results when soldering
 Low contact resistance, and self-clean on contact area.
 Double contact offer high reliability.
 All materials are UL94V-0 grade fire retardent plastics.

Technical Specifications:

ELECTRICAL:

Electrical life: 3000 operations per cycle switch
 Operating force: 1000gf max.
 Stroke: 2,0mm
 Operating Temperature: -25°C to + 70°C
 Storage Temperature: -40°C to +85°C
 Vibration Test: MIL-STD-202F Method 213B
 Frequency: 10-55Hz/1 min.
 Directions: X,Y,Z three mutually perpendicular directions
 Time: 2hours each direction
 High reliability

SOLDERING AND CLEANING PROCESS

For best results, please follow these recommendations:
 Keep all switch contacts in their "OFF" positions for all operations.

WAVE SOLDERING:

Recommended solder temperature at (250°C)
 max. 10 seconds.

HAND SOLDERING:

Use a soldering iron of 30watts, controlled at 608F (320°C)
 approximately 2 seconds while applying solder.

CLEANING PROCESS:

Flux clean using force rinse, high agitation or triple bath cleaning method. Freon TF or TE give excellent results.
 When capor methods are used, do not subject the switch to solvent at temperature above 125 F (51°C).

Material Specifications

Item	Description	Materials	Treatment
1	Base	PBT UL94V0	Black
2	Cover	PBT UL94V0	Black
3	Actuator	PPA UL94-V0	White
4	Terminal Cont.	Brass	Tin-Lead
5			
6			

Dimension Table


Pos.	A	B
1		
2	7,37	2,54
3		
4	12,45	7,62
5		
6	17,53	12,7
7		
8	22,61	17,78
9		
10	27,69	22,86
11		
12		

THT DIP-SWITCH	
Part No.:	Q25014
Customer:	

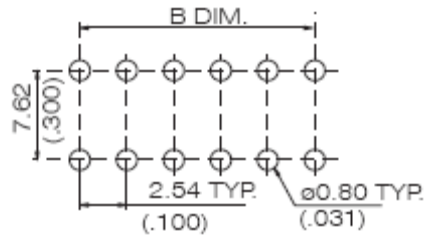
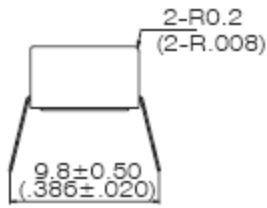
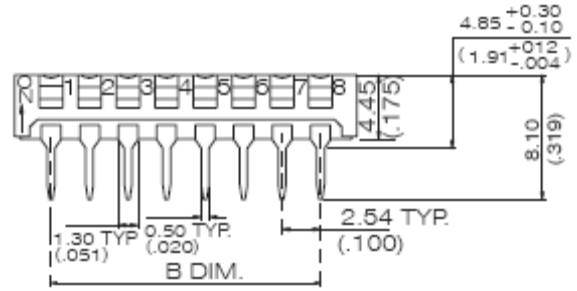
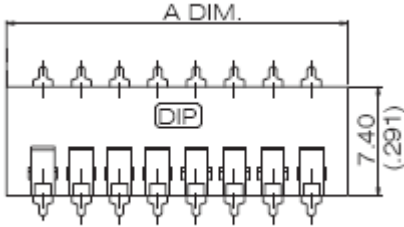
DRW:	Jason	CHKD	Wilson	MATL:	Wilson	DATE	03.05.2009
APPD:	Jason			FINISH	Jamy	Sheet	1 from 3

Copyright by EDCON-COMPONENTS H.Schmitt 11.6.2009

EDCON-COMPONENTS



Technical Drawing:




THT DIP-SWITCH	
Part No.:	Q25014
Customer:	

DRW:	Jason	CHKD	Wilson	MATL:	Wilson	DATE	03.05.2009
APPD:	Jason			FINISH	Jamy	Sheet	2 from 3

Copyright by EDCON-COMPONENTS H.Schmitt 11.6.2009

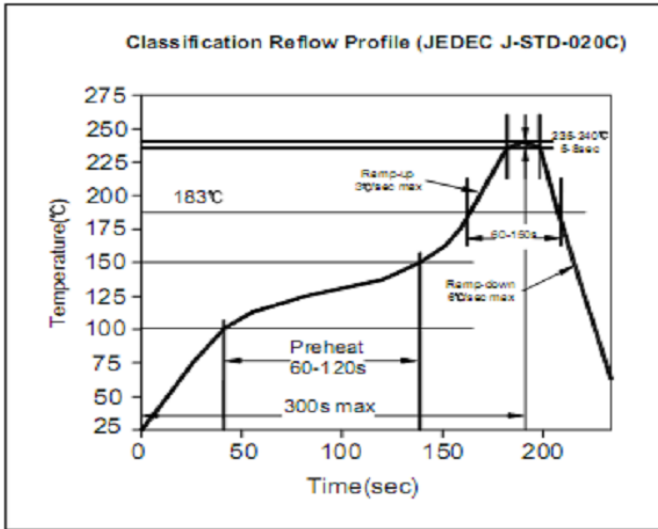
EDCON-COMPONENTS



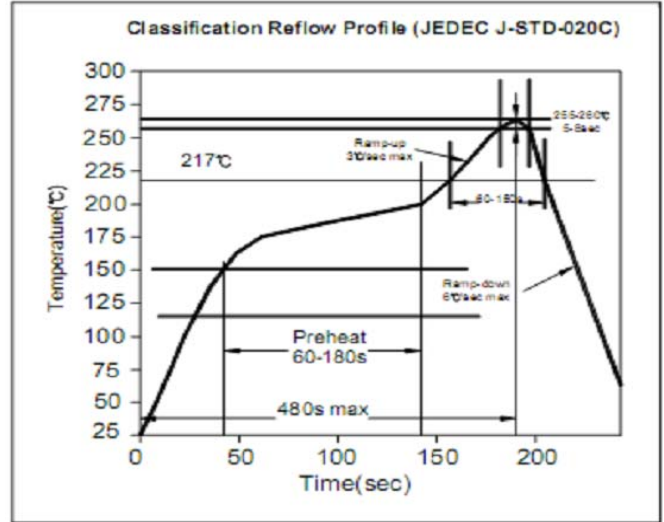
Solder Profile



Lead Solder



Lead free Solder



Ordering Informations:

Item-No.	Circuit	Actuator	Body Color	Function	ROHS	Packing
Q25014	2	L	BK	0	R	TR

2,4,6,8,10 Available	L = Long Actuator	BK = Black	0 = NO FUNCTION	R = ROHS	TU = Tube (Standard)
3,5,7,9,12 plant	S = Short Actuator			N = Non ROHS	TR = Tape / Reel

THT DIP-SWITCH	
Part No.:	Q25014
Customer:	

DRW:	Jason	CHKD	Wilson	MATL:	Wilson	DATE	03.05.2009
APPD:	Jason			FINISH	Jamy	Sheet	3 from 3

Copyright by EDCON-COMPONENTS H.Schmitt 11.6.2009