


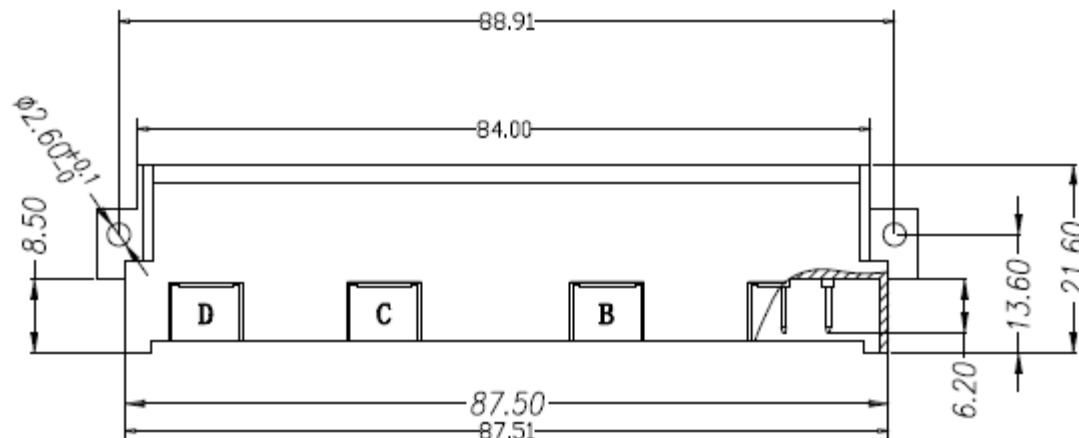
EDCON-COMPONENTS



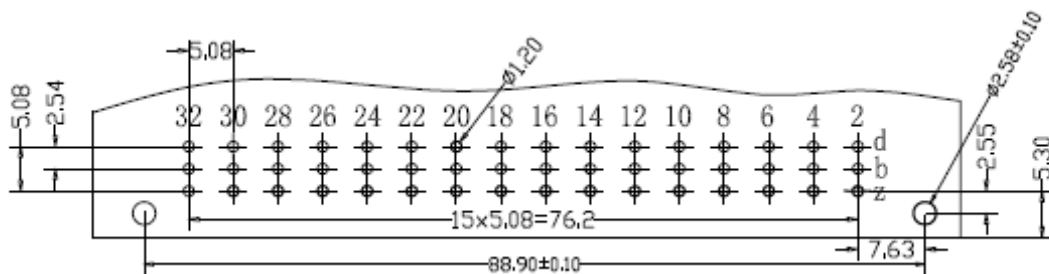
Specifications

Current Rating: 5,6A
 Operating Temperature: $-55^{\circ}\text{C} \sim +105^{\circ}\text{C}$
 Contact Resistance: 20m Ω max.
 Withstanding Voltage: AC 1000V for 1 minute
 Insulation Resistance: 100000M Ω min at DC500V
 Contact Material: Brass
 Contact Plating : Look table
 Insulator Material: PBT +30GF UL94V-0
 Insertion Force: 75N max.
 Withdrawal Force: 0,15N min per individual Contact

Drawing (dimensions all into mm)



PCB Layout




DIN 41612 Male R/A Type F	
Part No.:	T21042-
Customer:	

DRW:	Jason	CHKD	Wilson	MATL:	Wilson	TOLERANCE	Mason	DATE	03.05.2016
APPD:	Schumi			FINISH	Jamy		Sheet No.		1 from 3

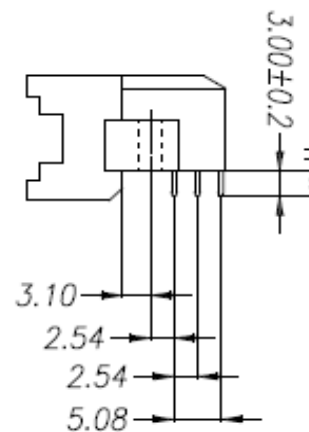
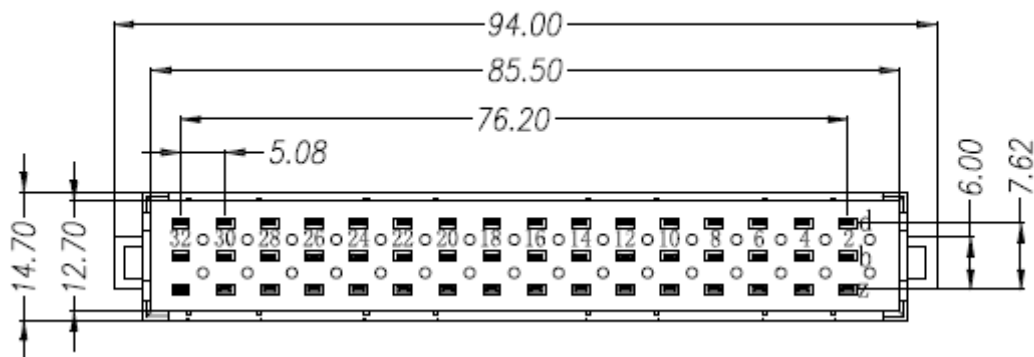
www.edcon-components.com

email: info@edcon-components.com

EDCON-COMPONENTS



Dimension Information about Housing



DIN 41612 Male R/A Type F

Part No.: **T21042-**


Customer:

DRW:	Jason	CHKD	Wilson	MATL:	Wilson	TOLERANCE	Mason	DATE	03.05.2016
APPD:	Schumi			FINISH	Jamy		Sheet No.	2 from 3	

www.edcon-components.com

email: info@edcon-components.com

EDCON-COMPONENTS



Ordering Informations

Serie	Number of Pos.	Contact Plating	Row loaded	Packing	Packing					
-------	----------------	-----------------	------------	---------	---------	--	--	--	--	--

T21042-	32	G0	D	M	BU					
----------------	-----------	-----------	----------	----------	-----------	--	--	--	--	--

32 = Pos.	G0= Gold flash	A= d + z	M= Male	BU= Bulk Packing					
48 = Pos.	S0= Gold flash / Ni	B= d + b + z		TY= Tray Packing					

G1= 3µ Gold	
G2= 5µ Gold	
G3= 10µ Gold	
G4= 15µ Gold	
G5= 30µ Gold	
T0= Tin	
S1= 3µ Gold / Ni	
S2= 5µ Gold / Ni	S5= 30µ Gold / Ni
S3= 10µ Gold / Ni	S4= 15µ Gold / Ni

DIN 41612 Male R/A Type F

Part No.: **T21042-**
Customer:

DRW:	Jason	CHKD	Wilson	MATL:	Wilson	TOLERANCE	Mason	DATE	03.05.2016
APPD:	Schumi			FINISH	Jamy		Sheet No.		3 from 3