

EDCON-COMPONENTS



Specifications

Features

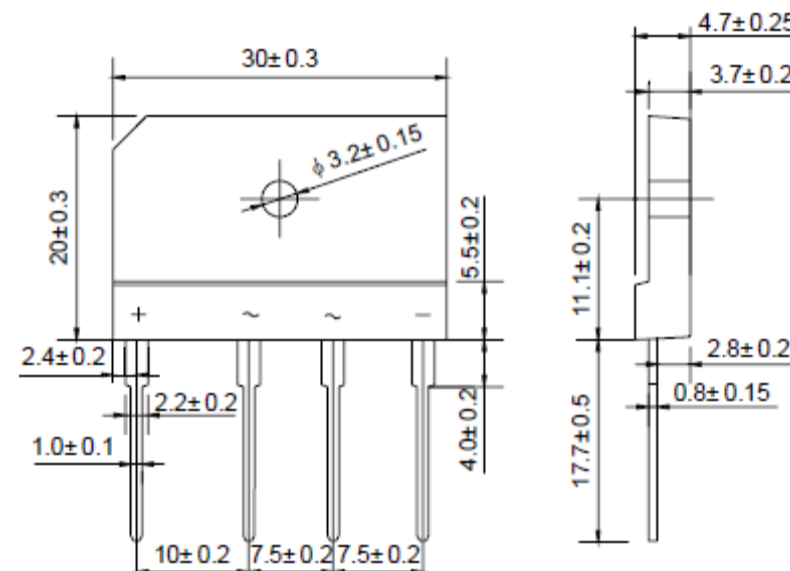
- Rating to 1000Vrpv
- Reliable low cost construction utilizing molded plastic technique results inexpensive Prod.
- Lead solderable per MIL-STD-202 Method 208
- Ideal for printed circuit board
- Surge overload rating to 200 amperes peak
- Polarity Symbols molded on the body

Weight 6,6gr.

Maximum Ratings & Electrical Characteristics Ratings at 25°C ambient temperature

	Symbols	KBJ 15A	KBJ 15B	KBJ 15D	KBJ 15G	KBJ 15J	KBJ 15K	KBJ 15M	Unit
Maximum reccurent peak reverse Voltage	VRRM	50	100	200	400	600	800	1000	Volt
Maximum rms Input voltage	VRMS	35	70	140	280	420	560	700	Volt
Maximum dc blocking Voltage	VDC	50	100	200	400	600	800	1000	Volt
Maximum average forward output rectified TA=100°C	I(AV)	15,0							Amps
Peak forward surge current 8,3ms single half sine-wave	IFSM	200							Amps
Maximum forward voltage drop	VF	1,0							Volt
Maximum revese voltage TA=25°C	IR	1000							µA
Maximum revese voltage TA=125°C	IR	500							µA
Operating and storage temperature range	TJ TSTG	-55°C to + 150°C							°C
Type junction capacitance VR=4,0V f=1,0Mhz	CJ	85							pF
Typical thermal resistance junction to case	R 0 JA	0,6							°C/W

Technical Drawing (Unit: inch(mm))



**Single Inline Bridge Rectifier
15A**

EDCON-Ser. **E15026**

DRW:	Jason	CHKD	Wilson	MATL:	Wilson	TOLERANCE	Mason	DATE	10.05.2010
APPD:	Schumi			FINISH	Jamy		Sheet No.		1 from 5

International Serie: **KBJ15x**

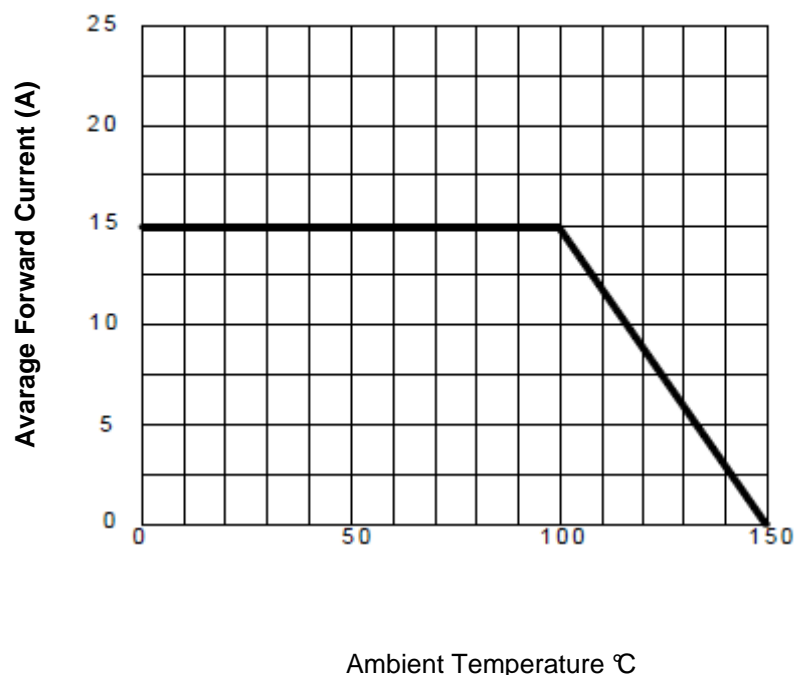
www.edcon-components.com

email: info@edcon-components.com

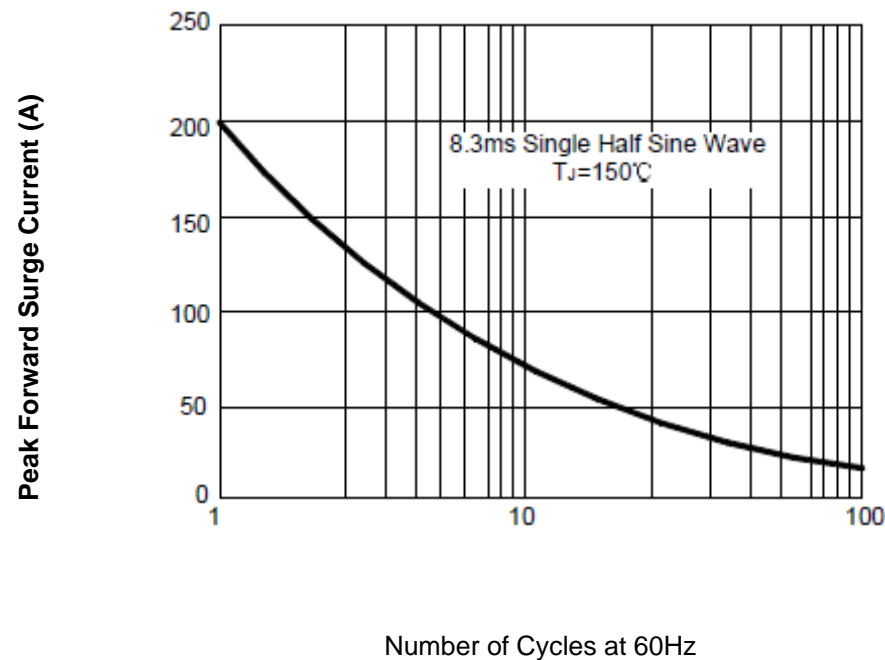


Rating & Characteristics Curves (TA=25°C unless otherwise noted)

Derating Curve for Output Rectified Current



Maximum Forward Surge Current



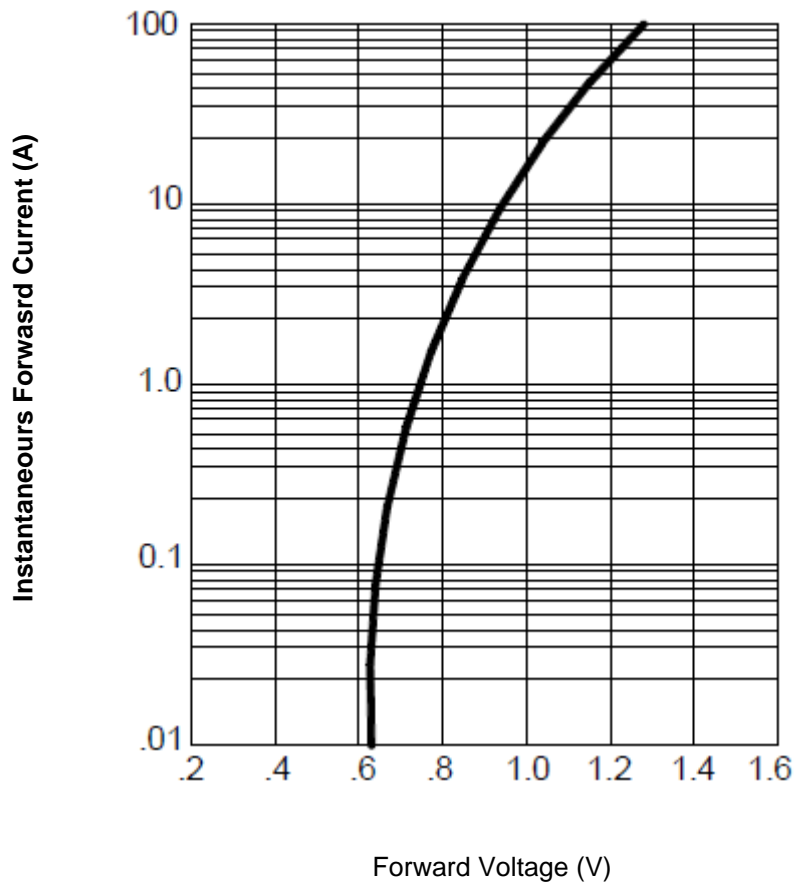
Single Inline Bridge Rectifier 15A	
EDCON-Ser.	E15026
International Serie:	KBJ15x

DRW:	Jason	CHKD	Wilson	MATL:	Wilson	TOLERANCE	Mason	DATE	10.05.2010
APPD:	Schumi			FINISH	Jamy		Sheet No.	2 from 5	

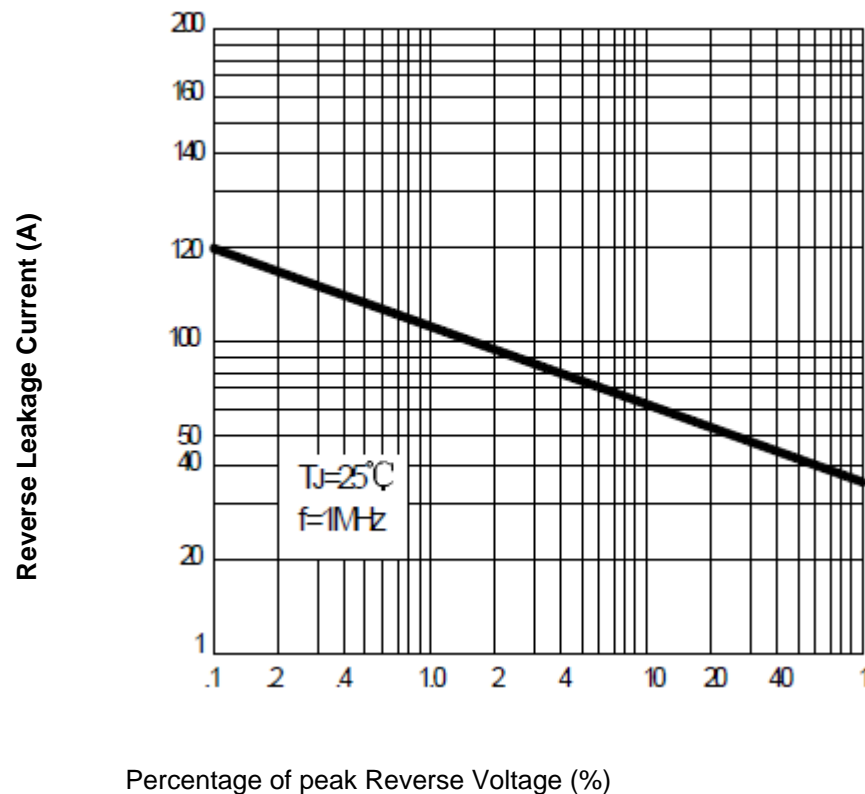


Rating & Characteristics Curves (TA=25°C unless otherwise noted)

Typical Forward Characteristics



Typical Reverse Characteristics



Single Inline Bridge Rectifier 15A	
EDCON-Ser.	E15026
International Serie:	KBJ15x

DRW:	Jason	CHKD	Wilson	MATL:	Wilson	TOLERANCE	Mason	DATE	10.05.2010
APPD:	Schumi			FINISH	Jamy		Sheet No.	3 from 5	

EDCON-COMPONENTS



Rating & Characteristics Curves (TA=25°C unless otherwise noted)

Ordering Informations

EDCON Serie	International Type	NO function	ROHS	Package					
E15026	KBJ15x	LL	R	BX					

Look Voltage Code Table	LL = Long Lead	R = ROHS Conform	BX = Box
	L4 = Lead length 4mm	N = NON ROHS Conform	

Single Inline Bridge Rectifier 15A	
EDCON-Ser.	E15026
International Serie:	KBJ15x

DRW:	Jason	CHKD	Wilson	MATL:	Wilson	TOLERANCE	Mason	DATE	10.05.2010
APPD:	Schumi			FINISH	Jamy		Sheet No.		4 from 5



Soldering Profile Curve

Classification Reflow Profile (JEDEC J-STD-020C)



Single Inline Bridge Rectifier 15A	
EDCON-Ser.	E15026
International Serie:	KBJ15x

DRW:	Jason	CHKD	Wilson	MATL:	Wilson	TOLERANCE	Mason	DATE	10.05.2010
APPD:	Schumi			FINISH	Jamy		Sheet No.	5 from 5	