

# EDCON-COMPONENTS



## Q26016

### Informations

Terminal plating by gold gives excellent results when soldering  
 Two styles of actuator RM-Serie Standard 1,3mm height / RMR-Serie plan with Body  
 Low contact resistance, and self-clean on contact area.  
 Double contact offer high reliability.  
 All materials are UL94V-0 grade fire retardent plastics.  
 Two Styles LEG S= Splay Terminal and H= for Automatic Insertion machine

### Technical Specifications:

#### ELECTRICAL:

Electrical life: 2000 operations per cycle switch  
 Operating force: 800gf max.  
 Stroke: 2,0mm  
 Operating Temperature: -25°C to + 70°C  
 Storage Temperature: -40°C to +85°C  
 Vibration Test: MIL-STD-202F Method 213B  
 Frequency: 10-55Hz/1 min.  
 Directions: X,Y,Z three mutually perpendicular directions  
 Time: 2hours each direction  
 High reliability

#### SOLDERING AND CLEANING PROCESS

For best results, please follow these recommendations:  
 Keep all switch contacts in their "OFF" positions for all operations.

#### WAVE SOLDERING:

Recommended solder temperature at 500F (260°C)  
 max. 5 seconds.

#### HAND SOLDERING:

Use a soldering iron of 30watts, controlled at 608F (320°C)  
 approximately 2 seconds while applying solder.

#### CLEANING PROCESS:

Flux clean using force rinse, high agitation or triple bath cleaning method. Freon TF or TE give excellent results.  
 When capor methods are used, do not subject the switch to solvent at temperature above 125 F (51°C).

### Material Specifications

Item	Description	Materials	Treatment
1	Actuator	UL94V-0 Nylon	Molded White
2	Cover	UL94V-0 Nylon	Molded Black
3	Base	UL94V-0 Nylon	Molded Black
4	Terminal	Beryllium Copper	Gold Plating on contact area
5	Terminal	Brass	Gold plated at contact area and at terminal

### Dimension Table


Pos.	A	
1	3,48	
2	6,02	
3	8,56	
4	11,10	
5	13,64	
6	16,18	
7	18,72	
8	21,26	
9	23,80	
10	26,34	
12	31,42	

SMT DIP-SWITCH	
Part No.:	<b>Q26016</b>
Customer:	

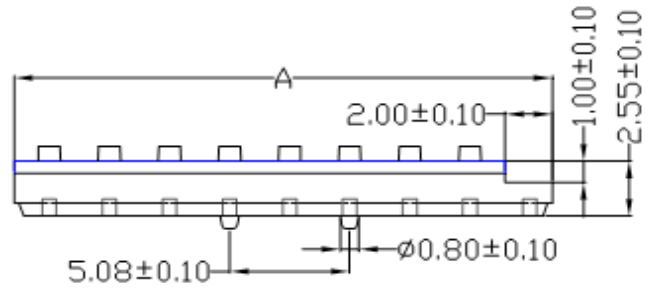
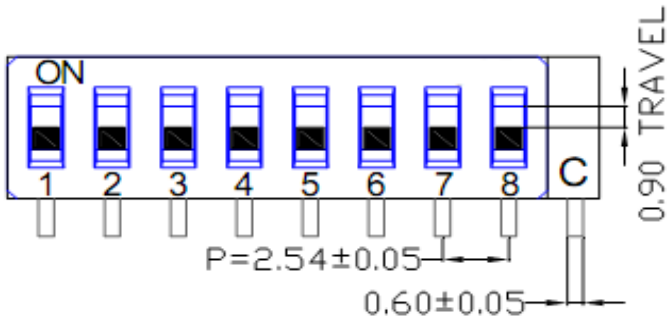
DRW:	Jason	CHKD	Wilson	MATL:	Wilson	DATE	03.05.2009
APPD:	Jason			FINISH	Jamy	Sheet	1 from 3

Copyright by EDCON-COMPONENTS H.Schmitt 11.6.2009

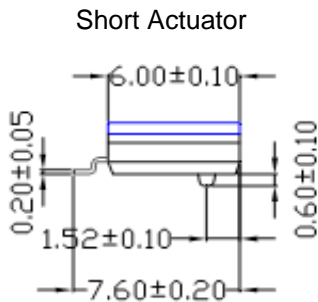
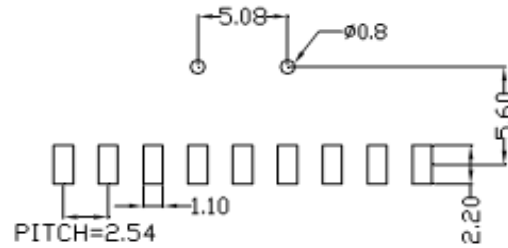
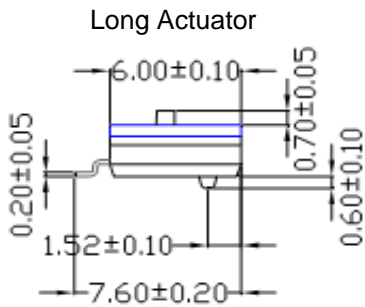
# EDCON-COMPONENTS



## Technical Drawing:



## SMD SOLDERING PAD



No of Pos.	A	B	C	Qty/Tube
4	12,6			41
6	17,68			29
8	22,76			23
10	27,84			18

The PCS of the quantity of Reel are variable from order to order

SMT DIP-SWITCH	
Part No.:	<b>Q26016</b>
Customer:	

DRW:	Jason	CHKD	Wilson	MATL:	Wilson	DATE	03.05.2009
APPD:	Jason			FINISH	Jamy	Sheet	2 from 3

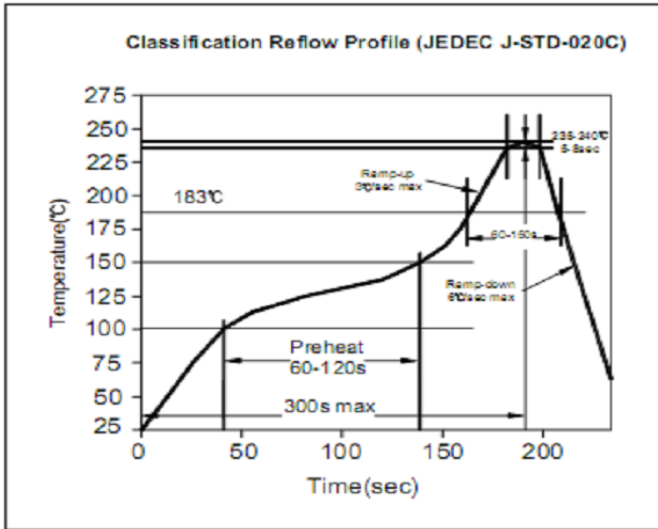
Copyright by EDCON-COMPONENTS H.Schmitt 11.6.2009

# EDCON-COMPONENTS

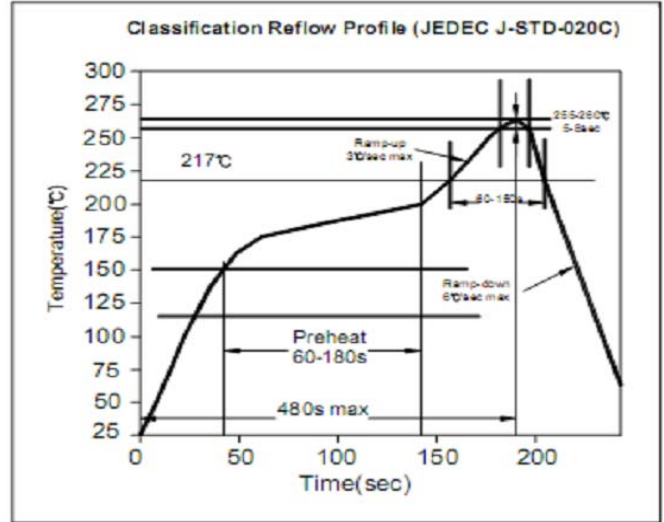


## Solder Profile

### Lead Solder



### Lead free Solder



## Ordering Informations:

Item-No.	Circuit	Actuator	Body Color	Function	ROHS	Packing
<b>Q26016</b>	<b>4</b>	<b>L</b>	<b>BK</b>	<b>0</b>	<b>R</b>	<b>TU</b>

4,6,8,10Pos	L= Long Actuator S= Short Actuator	BK= Black	0= No Foil P= Foil for Pic and Place	R= ROHS N= Non ROHS	TU= Tube (Standard) TY= Tray Packing TR= Tape Reel

SMT DIP-SWITCH	
Part No.:	<b>Q26016</b>
Customer:	

DRW:	Jason	CHKD	Wilson	MATL:	Wilson	DATE	03.05.2009
APPD:	Jason			FINISH	Jamy	Sheet	3 from 3

Copyright by EDCON-COMPONENTS H.Schmitt 11.6.2009