

EDCON-COMPONENTS



Q25016

Informations

Terminal plating by gold gives excellent results when soldering
 Two styles of actuator RM-Serie Standard 1,3mm height / RMR-Serie plan with Body
 Low contact resistance, and self-clean on contact area.
 Double contact offer high reliability.
 All materials are UL94V-0 grade fire retardent plastics.
 Two Styles LEG S= Splay Terminal and H= for Automatic Insertion machine

Technical Specifications:

ELECTRICAL:

Electrical life: 2000 operations per cycle switch
 Operating force: 800gf max.
 Stroke: 2,0mm
 Operating Temperature: -25°C to + 70°C
 Storage Temperature: -40°C to +85°C
 Vibration Test: MIL-STD-202F Method 213B
 Frequency: 10-55Hz/1 min.
 Directions: X,YZ three mutually perpendicular directions
 Time: 2hours each direction
 High reliability

SOLDERING AND CLEANING PROCESS

For best results, please follow these recommendations:
 Keep all switch contacts in their "OFF" positions for all operations.

WAVE SOLDERING:

Recommended solder temperature at 500F (260°C)
 max. 5 seconds.

HAND SOLDERING:

Use a soldering iron of 30watts, controlled at 608F (320°C)
 approximately 2 seconds while applying solder.

CLEANING PROCESS:

Flux clean using force rinse, high agitation or triple bath cleaning method. Freon TF or TE give excellent results.
 When capor methods are used, do not subject the switch to solvent at temperature above 125 F (51°C).

Material Specifications

Item	Description	Materials	Treatment
1	Actuator	UL94V-0 Nylon	Molded White
2	Cover	UL94V-0 Nylon	Molded Black
3	Base	UL94V-0 Nylon	Molded Black
4	Terminal	Beryllium Copper	Gold Plating on contact area
5	Terminal	Brass	Gold plated at contact area and at terminal

Dimension Table

Pos.	A	
1	3,48	
2	6,02	
3	8,56	
4	11,10	
5	13,64	
6	16,18	
7	18,72	
8	21,26	
9	23,80	
10	26,34	
12	31,42	

SMT DIP-SWITCH	
Part No.:	Q25016
Customer:	

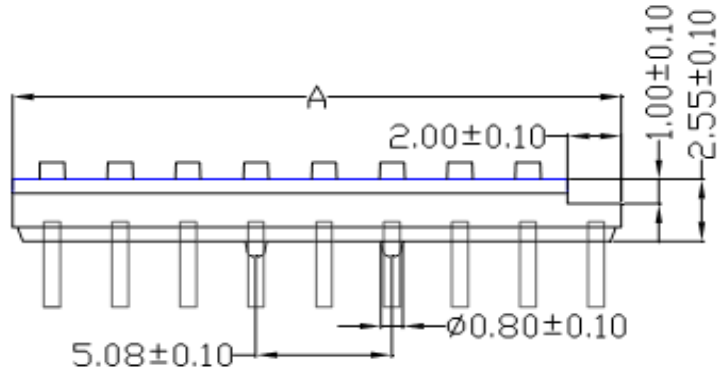
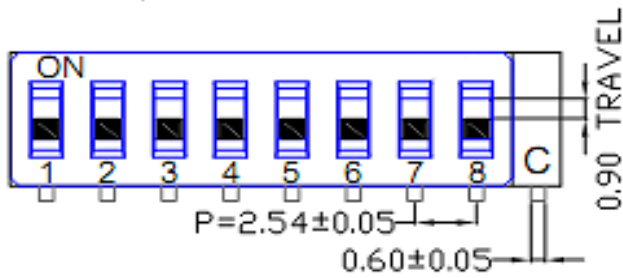
DRW:	Jason	CHKD	Wilson	MATL:	Wilson	DATE	03.05.2009
APPD:	Jason			FINISH	Jamy	Sheet	1 from 3

Copyright by EDCON-COMPONENTS H.Schmitt 11.6.2009

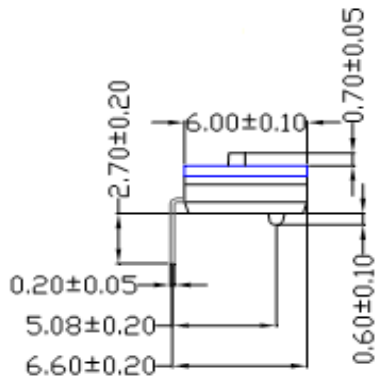
EDCON-COMPONENTS



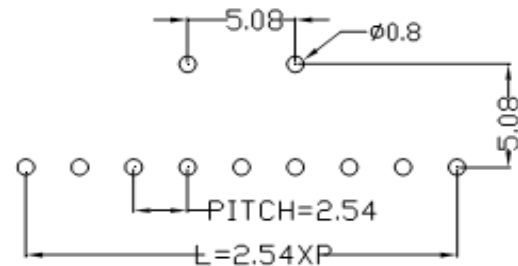
Technical Drawing:



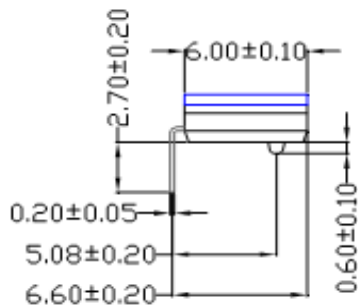
Long Actuator



DRILLING PLAN



Short Actuator



No of Pos.	A	B	C	Qty/Tube
4	12,6			41
6	17,68			29
8	22,76			23
10	27,84			18

The PCS of the quantity of Reel are variable from order to order

SMT DIP-SWITCH	
Part No.:	Q25016
Customer:	

DRW:	Jason	CHKD	Wilson	MATL:	Wilson	DATE	03.05.2009
APPD:	Jason			FINISH	Jamy	Sheet	2 from 3

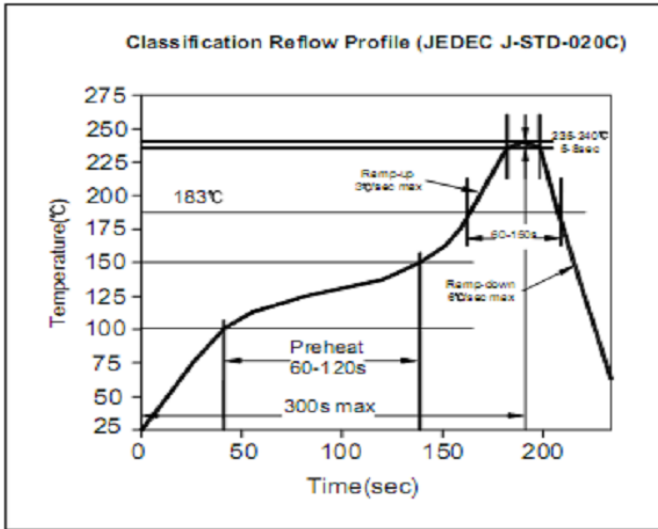
Copyright by EDCON-COMPONENTS H.Schmitt 11.6.2009

EDCON-COMPONENTS

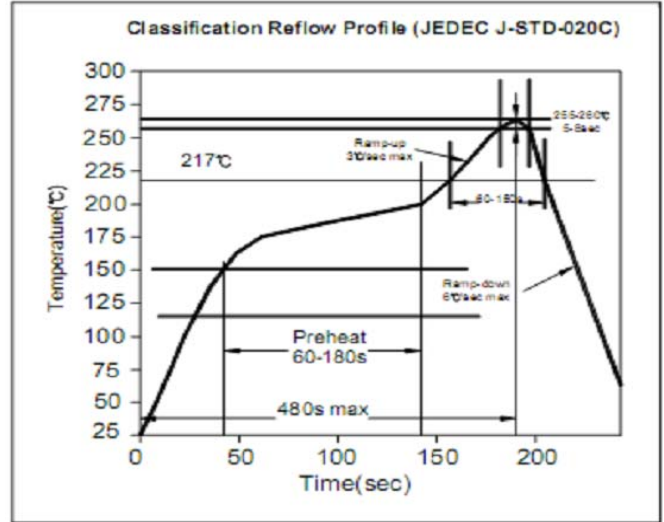


Solder Profile

Lead Solder



Lead free Solder



Ordering Informations:

Item-No.	Circuit	Actuator	Body Color	Function	ROHS	Packing
Q25016	4	L	BK	0	R	TU

4,6,8,10Pos	L= Long Actuator S= Short Actuator	BK= Black	0= No Foil P= Foil for Pic and Place	R= ROHS N= Non ROHS	TU= Tube (Standard) TY= Tray Packing TR= Tape Reel

SMT DIP-SWITCH	
Part No.:	Q25016
Customer:	

DRW:	Jason	CHKD	Wilson	MATL:	Wilson	DATE	03.05.2009
APPD:	Jason			FINISH	Jamy	Sheet	3 from 3

Copyright by EDCON-COMPONENTS H.Schmitt 11.6.2009