



DATA SHEET

PCB Relay 15,5x11x11,5mm

Serie: P12004

PCB Relay 15,5x11x11,5mm	
Serie No.:	P12004
Customer:	

DRW:	Jason	CHKD	Wilson	MATL:	Wilson	TOLERANCE	Mason	DATE	26.07.2011
APPD:	Schumi			FINISH	Jamy		Sheet No.		1 from 7

EDCON-COMPONENTS



Technical Informations

Features

Small Size, Light Weight,
 Low Coil Power Consumption
 Switching capacity to max. 5A
 PC Board Mounting
 Suitable for household electrical appliance, automation systems, electronic equipment, instrument and meter application, TV-5, TV-8 Remote control receivers, monitors, displays, audio equipment, high and rushing current application.

Contact Form:	1A / 1B / 1C
Contact Material:	Ag Alloy / AgNi
Contact Ratings:	Form 1A: 1A,3A,5A 125VAC / 1A,2A,3A,30VDC, 5A/14VDC,30VDC
Max. Switching Voltage:	125VAC / 30VDC
Max Switching Current:	5A
Max. Switching Power:	625VA/ 90W
Initial Contact Resistance:	50mΩ Max. At 6VDC 1A
Life Expectancy Electrical	100.000 Operations (rated load)
Life Expectancy Mechanical:	10.000.000 Operations (no load)

General technical Data

Insulation Resistance	100MΩ min at 500VDC	
Dielectric Strength Between open Contacts	500VAC 50~60Hz (1minute)	
Dielectric Strength Between Contacts and Coil	500VAC 50~60Hz (1minute)	
Operating time	10ms max.	
Release time	5ms max.	
Ambient Temperature	. -25°C ~ +70°C	
Shock Resistance	Malfunction	10G
	Destruction	100G
Vibration Resistance	10-55Hz, 1,5mm double amplitude	
Ambient humidity	40~85% RH	
Weight	Approx 3,5gr.	

PCB Relay
15,5x11x11,5mm

Part No.: **P12004**

DRW:	Jason	CHKD	Wilson	MATL:	Wilson	TOLERANCE	Mason	DATE	26.07.2011	Customer:
APPD:	Schumi			FINISH	Jamy		Sheet No.	2 from 7		

www.edcon-components.com

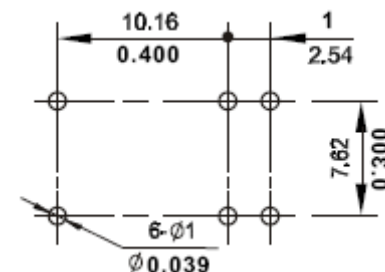
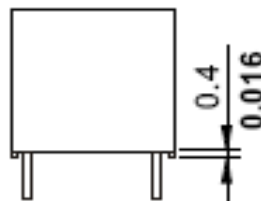
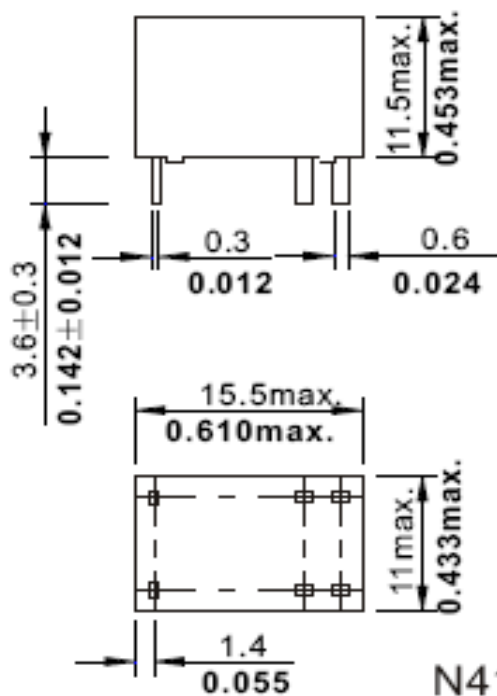
email: info@edcon-components.com

EDCON-COMPONENTS

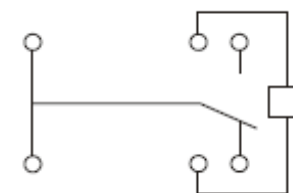


Technical Dimensions

PC Board Layout / Wiring Diagramm



PCB Layout (Bottom View)



Wiring Diagramm

N4100
(N4100F)

PCB Relay	
15,5x11x11,5mm	
Part No.:	P12004
Customer:	

DRW:	Jason	CHKD	Wilson	MATL:	Wilson	TOLERANCE	Mason	DATE	26.07.2011
APPD:	Schumi			FINISH	Jamy		Sheet No.	3 from 7	

EDCON-COMPONENTS



Coil Voltage + Parameter

Rated Voltage (VDC)	Coil Voltage		Coil Resistance Ω ($\pm 10\%$) of Coil Power			Pickup Voltage (VDC)	Release Voltage (VDC)	Operate Time (ms)	Relase Time (ms)
	Rated	Max.	0,20W	0,36W	0,45W				
003	3	3,9	45	25	20	2,25	0,15	≤ 15	≤ 5
005	5	6,5	125	70	56	3,75	0,25	≤ 15	≤ 5
006	6	7,8	180	100	80	4,5	0,3	≤ 15	≤ 5
009	9	11,7	405	225	180	6,75	0,45	≤ 15	≤ 5
012	12	15,6	720	400	320	9	0,6	≤ 15	≤ 5
024	24	31,2	2880	1600	1280	18	1,2	≤ 15	≤ 5

PCB Relay 15,5x11x11,5mm	
Part No.:	P12004
Customer:	

DRW:	Jason	CHKD	Wilson	MATL:	Wilson	TOLERANCE	Mason	DATE	26.07.2011
APPD:	Schumi			FINISH	Jamy		Sheet No.		4 from 7

EDCON-COMPONENTS



Delivery of contact forms

Approvals



Form 1A



Form 1B



Form 1C

Safety Approvals	UL & UR	VDE	TÜV
	on request	NO	NO

Safety Approvals	CQC		
	NO		

Form 3A

Form 3B

Form 3C

Form 2A

Form 2B

Form 2C

PCB Relay 15,5x11x11,5mm	
Part No.:	P12004
Customer:	

DRW:	Jason	CHKD	Wilson	MATL:	Wilson	TOLERANCE	Mason	DATE	26.07.2011
APPD:	Schumi			FINISH	Jamy		Sheet No.	5 from 7	

EDCON-COMPONENTS



Ordering Informations

Serie	Rated Coil Voltage	Coil Type DC/AC	Contact Form	Coil Power	Contact Rating	Pole Distance	Enclosure function	Contact Material	Insulation Class	ROHS	Packing Code
P12004	012	DC	1A	A	01	N	S	N	B	R	TU
	012= 12 Volt	DC= DC Voltage	1A= Form 1A 1B= Form 1B 1C= Form 1C	A= 0,20W B= 0,36W B= 0,45W	01= / 1 Ampere 03= / 3 Ampere 05= / 5 Ampere	N= No available	S= Sealed function D= Dust Cover	N= Ag M= AgNi	B= Class B F= Class F	R= ROHS Conform N= NON ROHS Conform	TU= Tube Packing TY= Tray Packing

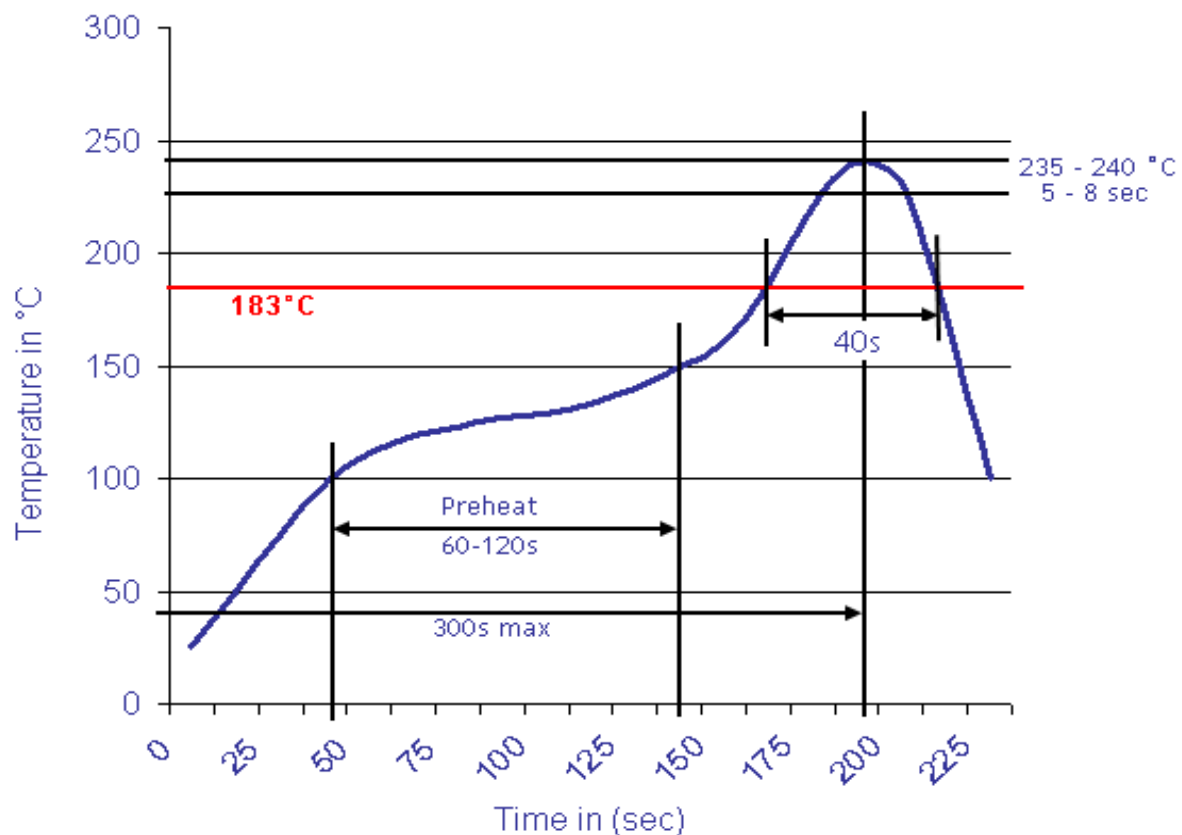
PCB Relay 15,5x11x11,5mm	
Part No.:	P12004
Customer:	

DRW:	Jason	CHKD	Wilson	MATL:	Wilson	TOLERANCE	Mason	DATE	26.07.2011
APPD:	Schumi			FINISH	Jamy		Sheet No.	6 from 7	



Soldering Profile Curve

Classification Reflow Profile (JEDEC J-STD-020C)



PCB Relay	
15,5x11x11,5mm	
Part No.:	P12004
Customer:	

DRW:	Jason	CHKD	Wilson	MATL:	Wilson	TOLERANCE	Mason	DATE	26.07.2011
APPD:	Schumi			FINISH	Jamy		Sheet No.	7 from 7	