

Code

EDCON-COMPONENTS



Features

Inductive proximity sensor.

Style: cylinder shape M5, M8, M12, M18, M30 various rectangular shape and protruding shape.

Shielded or unshielded type.

DC 2-wire (10-30V DC), DC3-wire (10-30V DC), DC-4Wire (10-30V DC), AC 2-wire (90-250V AC) type.

Connection Mode: 3 or 4 wires or 3 or 4 pin M8 or M12 connector.

With LED operation indicator, easily identifiable.

Brass nickle plated, proof of oil, water acid, alkaline.

Standard sensing object: inductive sensor: ferrous metals;

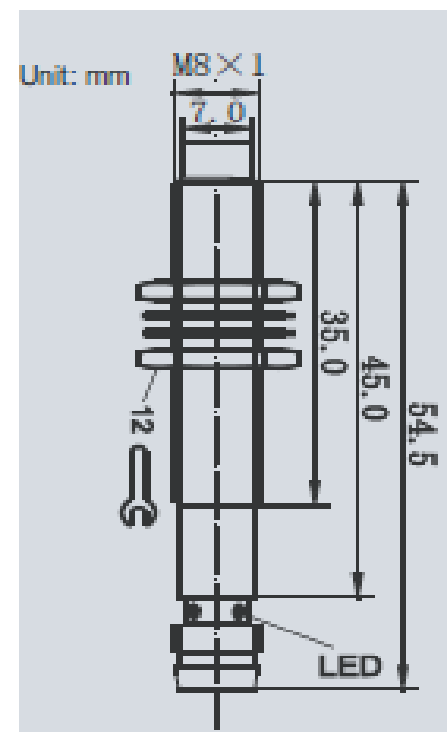
capacitive sensor: metal or non metals objects.

Protection IP-rate: IP67, water resistant:

Over-load and short circuit protection; polarity reversal protection.

Widely applied in measuring, Counting, RPpm measuring in mechanismus, chemical paper manufacture light industry, etc.

Technical Dimension

INDUCTIVE Proximity
Sensor

Part No.: 25A1006

Customer:

DRW:	Jimmy	CHKD	Ban	MATL:	Wilson	TOLERANCE	Mason	DATE	10.08.2009
APPD:	Johnson			FINISH	Jamy		Sheet No.	1 from 5	

www.edcon-components.com

email: info@edcon-components.com

EDCON-COMPONENTS

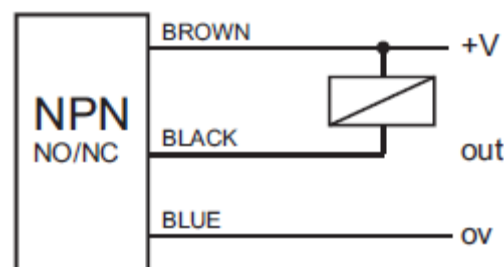


Technical Discription

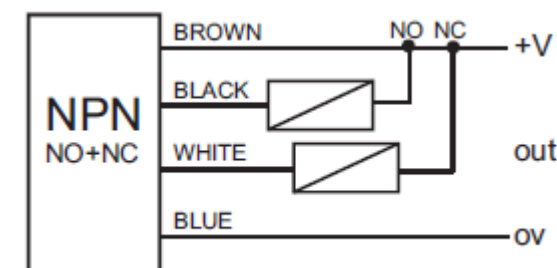
Dimension :	M8x1
Installation	NON-Flush (unshielded)
Mounting Distance Sn	2,0mm
Detect distance Sa	0 - 1,8mm
Rated Operating Voltage	24 VDC
Supply Voltage	10 ~ 30VDC
Voltage Drop	≤ 2V
Rated Insulation Voltage	≥ 20M Ω
Load current capacity	200mA
Off-state current (NPN/PNP)	≤ 11mA
Leak current	≤ 20µA
Against polarity reversal	YES
Short circuit protected	YES
Load capacity	≤ 0,5µF
Repeated accuracy	≤ 5%
Ambient temperature range	.-25°C ~ +70°C
Operating frequency	1,5k ~ 2kHz
Function indication	RED Led Indicator
IP ratings	IP67
Housing Material	Brass nickel plated ABS Housing MOQ on request
Material of sensing face	ABS
Connection	Wires
No of wires & gauge	9x0,12mm
Standard length of cable	2,0M
Plug-in connector	NO
Approvals	CE

Connection Mode

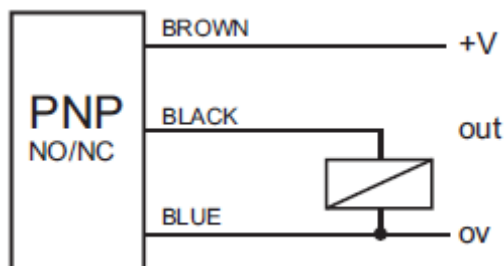
Output Code A or B



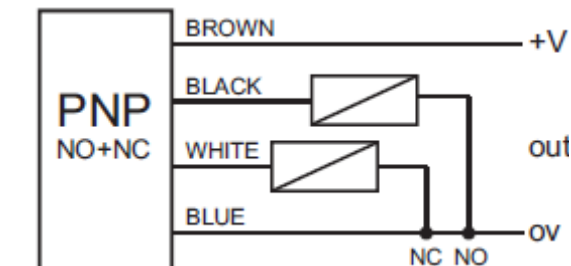
Output Mode Code E



Output Mode Code C or D



Output Mode Code F



INDUCTIVE Proximity Sensor

Part No.: **25A1006**

Customer:

DRW:	Jimmy	CHKD	Ban	MATL:	Wilson	TOLERANCE	Mason	DATE	10.08.2009
APPD:	Johnson			FINISH	Jamy		Sheet No.	2 from 5	

www.edcon-components.com

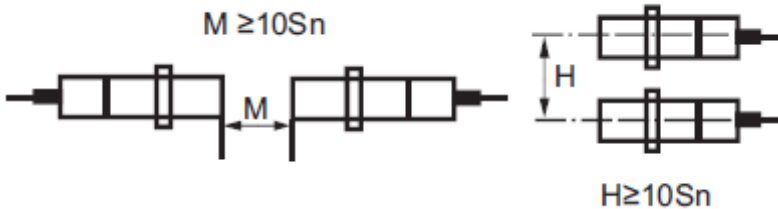
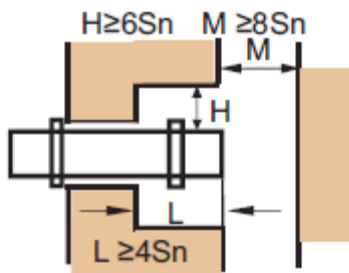
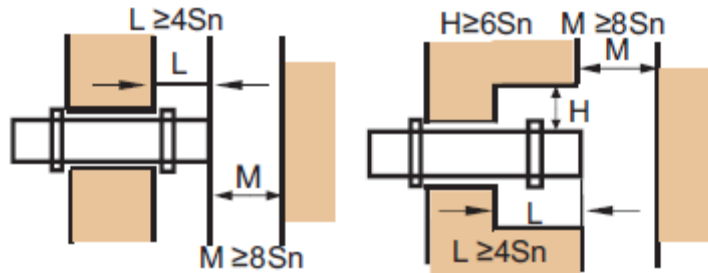
email: info@edcon-components.com

EDCON-COMPONENTS



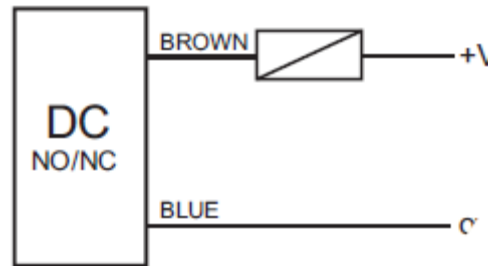
Inductive Proximity Application Direction

- A:** Mounting distance should be set equal 80% SN.
B: Set mounting distance equals 50% sn,when sensor applies in measuring mounting frequency or operating in high speed circumstance:
C: Mounting distance varies with measuring object (iron, stainless steel, brass, copper and aluminium).

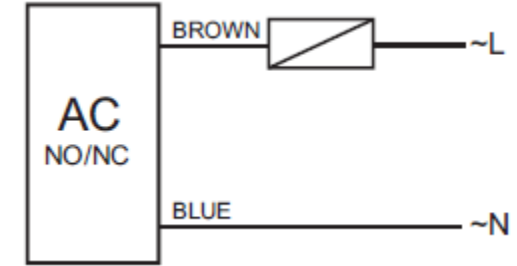


Connection Mode

Output Mode Code G or H



Output Mode Code J or K



INDUCTIVE Proximity Sensor

Part No.: **25A1006**

Customer:

DRW:	Jimmy	CHKD	Ban	MATL:	Wilson	TOLERANCE	Mason	DATE	10.08.2009
APPD:	Johnson			FINISH	Jamy		Sheet No.	3 from 5	

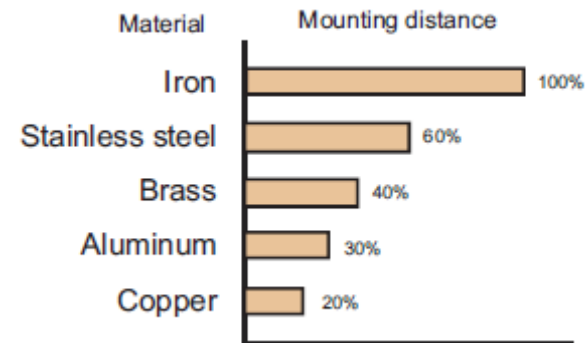
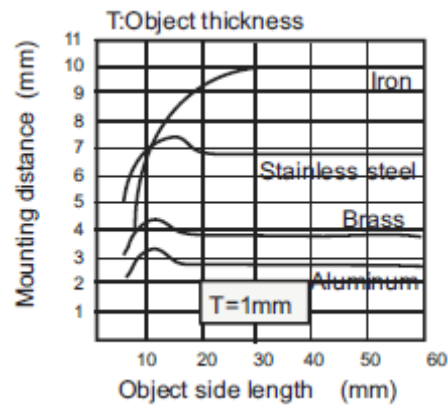
www.edcon-components.com

email: info@edcon-components.com

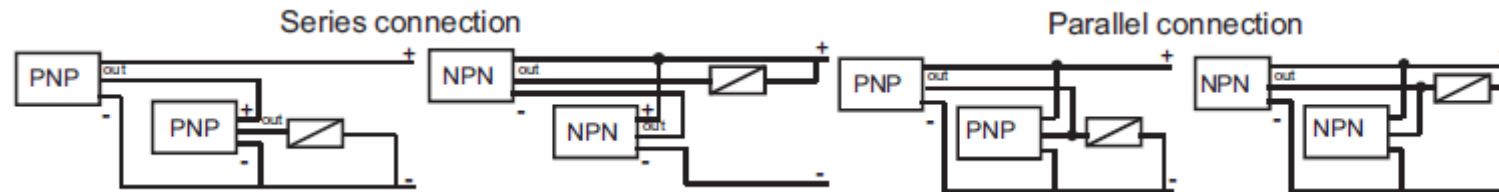
EDCON-COMPONENTS



Mounting distance



D: Inductive Proximity series connection and parallel connection.



INDUCTIVE Proximity Sensor

Part No.: **25A1006**

DRW:	Jimmy	CHKD	Ban	MATL:	Wilson	TOLERANCE	Mason	DATE	10.08.2009
APPD:	Johnson			FINISH	Jamy		Sheet No.	4 from 5	

Customer: email: info@edcon-components.com

www.edcon-components.com

EDCON-COMPONENTS



Ordering Informations

Serie	Connector	Connector Size	Zylinder Size	Output Mode	Detect Distance	Output Current	Body Sensor Length	Housing	Cable length	
-------	-----------	----------------	---------------	-------------	-----------------	----------------	--------------------	---------	--------------	--

25A1006	B	A	M08	A	02	A	L	B	0000	
----------------	----------	----------	------------	----------	-----------	----------	----------	----------	-------------	--

		M08= M8x1	A= NPN-NO			L= Large Body	B= Brass Housing	0000= without Cable
B= Straight Connector	A= M8 3P Connector		B= NPN-NC	02= 2mm	B= 200mA		A= ABS Housing MOQ on request	
			C= PNP-NO					
			D= PNP-NC					
			G= DC2 Wire NO					
			H= DC2 Wire NC					

For special request of sensors (e.g. 24V AC appearance, function), please indicate when order.

INDUCTIVE Proximity Sensor

Part No.: **25A1006**

DRW:	Jimmy	CHKD	Ban	MATL:	Wilson	TOLERANCE	Mason	DATE	10.08.2009
APPD:	Johnson			FINISH	Jamy		Sheet No.	5 from 5	

Customer:
email: info@edcon-components.com

www.edcon-components.com