
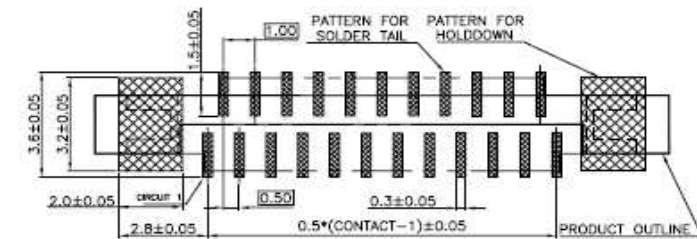
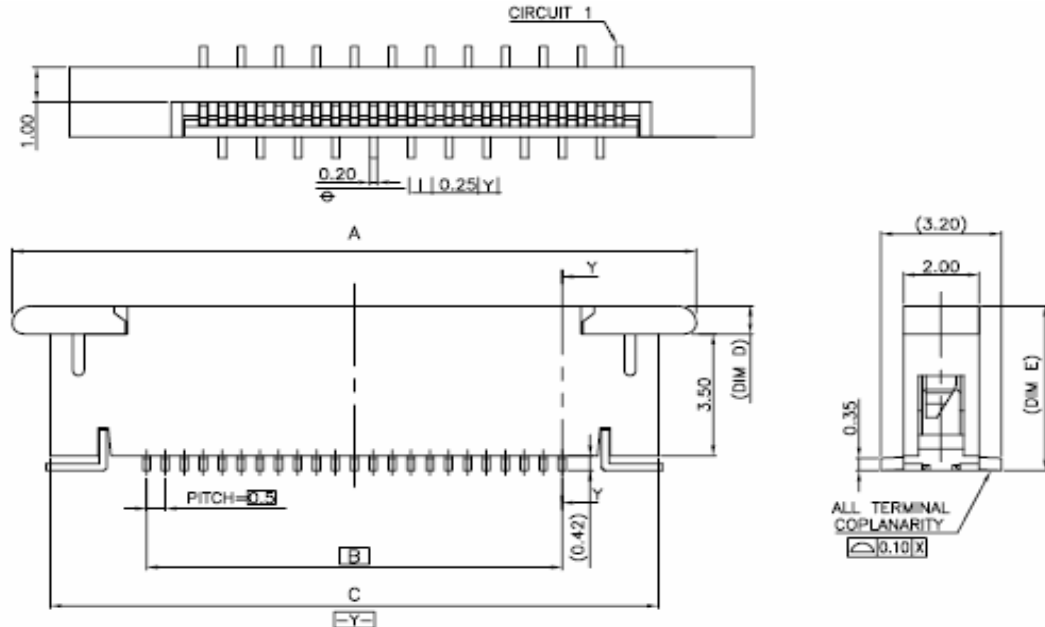
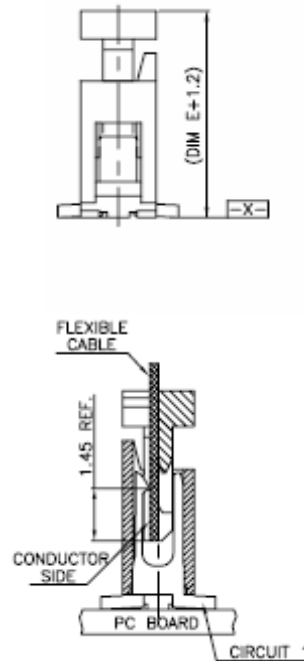
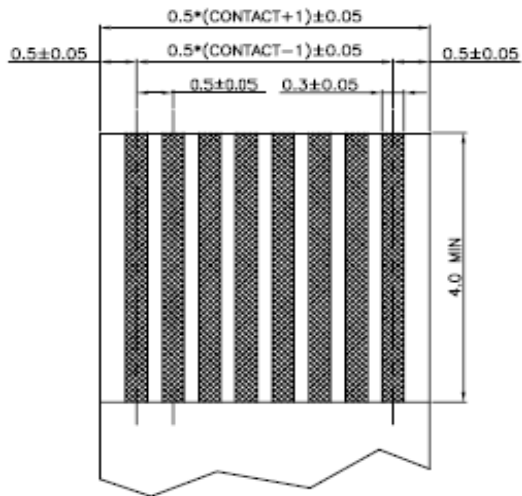


EDCON-COMPONENTS



Material

Housing: Heat Resistance Plastic
UL94V-0
Cover: Heat Resistance Plastic
UL94V-0
Contact: Copper Alloy
Latch: Copper Alloy



Non-Zif FPC / FFC Connector
Pitch: 0.50mm

Part No.:	T28H001
-----------	----------------

DRW:	Jason	CHKD	Wilson	MATL:	Wilson	TOLERANCE	Mason	DATE	21.04.2013	Customer:
APPD:	Schumi			FINISH	Jamy		Sheet No.	1 from 3		

EDCON-COMPONENTS




Dimensions:

CKT	A	B	C	D	E	CKT	A	B	C	D	E	CKT	A	B	C	D	E	CKT	A	B	C	D	E
3	8.1	1.0	6.1	0.8	4.7	18	15.6	8.5	13.6	0.8	4.7	33	23.1	16.0	21.1	0.8	5.1	48	30.6	23.5	28.6	0.8	5.1
4	8.6	1.5	6.6	0.8	4.7	19	16.1	9.0	14.1	0.8	4.7	34	23.6	16.5	21.6	0.8	5.1	49	31.1	24.0	29.1	0.8	5.1
5	9.1	2.0	7.1	0.8	4.7	20	16.6	9.5	14.6	0.8	4.7	35	24.1	17.0	22.1	0.8	5.1	50	31.6	24.5	29.6	0.8	5.1
6	9.6	2.5	7.6	0.8	4.7	21	17.1	10.0	15.1	0.8	4.7	36	24.6	17.5	22.6	0.8	5.1	51	32.1	25.0	30.1	0.8	5.1
7	10.1	3.0	8.1	0.8	4.7	22	17.6	10.5	15.6	0.8	4.7	37	25.1	18.0	23.1	0.8	5.1	52	32.6	25.5	30.6	0.8	5.1
8	10.6	3.5	8.6	0.8	4.7	23	18.1	11.0	16.1	0.8	4.7	38	25.6	18.5	23.6	0.8	5.1	53	33.1	26.0	31.1	0.8	5.1
9	11.1	4.0	9.1	0.8	4.7	24	18.6	11.5	16.6	0.8	4.7	39	26.1	19.0	24.1	0.8	5.1	54	33.6	26.5	31.6	0.8	5.1
10	11.6	4.5	9.6	0.8	4.7	25	19.1	12.0	17.1	0.8	4.7	40	26.6	19.5	24.6	0.8	5.1	55	34.1	27.0	32.1	0.8	5.1
11	12.1	5.0	10.1	0.8	4.7	26	19.6	12.5	17.6	0.8	4.7	41	27.1	20.0	25.1	0.8	5.1	56	34.6	27.5	32.6	0.8	5.1
12	12.6	5.5	10.6	0.8	4.7	27	20.1	13.0	18.1	0.8	4.7	42	27.6	20.5	25.6	0.8	5.1	57	35.1	28.0	33.1	0.8	5.1
13	13.1	6.0	11.1	0.8	4.7	28	20.6	13.5	18.6	0.8	4.7	43	28.1	21.0	26.1	0.8	5.1	58	35.6	28.5	33.6	0.8	5.1
14	13.6	6.5	11.6	0.8	4.7	29	21.1	14.0	19.1	0.8	4.7	44	28.6	21.5	26.6	0.8	5.1	59	36.1	29.0	34.1	0.8	5.1
15	14.1	7.0	12.1	0.8	4.7	30	21.6	14.5	19.6	0.8	4.7	45	29.1	22.0	27.1	0.8	5.1	60	36.6	29.5	34.6	0.8	5.1
16	14.6	7.5	12.6	0.8	4.7	31	22.1	15.0	20.1	0.8	5.1	46	29.6	22.5	27.6	0.8	5.1	---	---	---	---	---	---
17	15.1	8.0	13.1	0.8	4.7	32	22.6	15.5	20.6	0.8	5.1	47	30.1	23.0	28.1	0.8	5.1	---	---	---	---	---	---

Non-Zif FPC / FFC Connector
Pitch: 0.50mm

Part No.: **T28H001**

DRW:	Jason	CHKD	Wilson	MATL:	Wilson	TOLERANCE	Mason	DATE	21.04.2013	Customer:
APPD:	Schumi			FINISH	Jamy		Sheet No.	2 from 3		

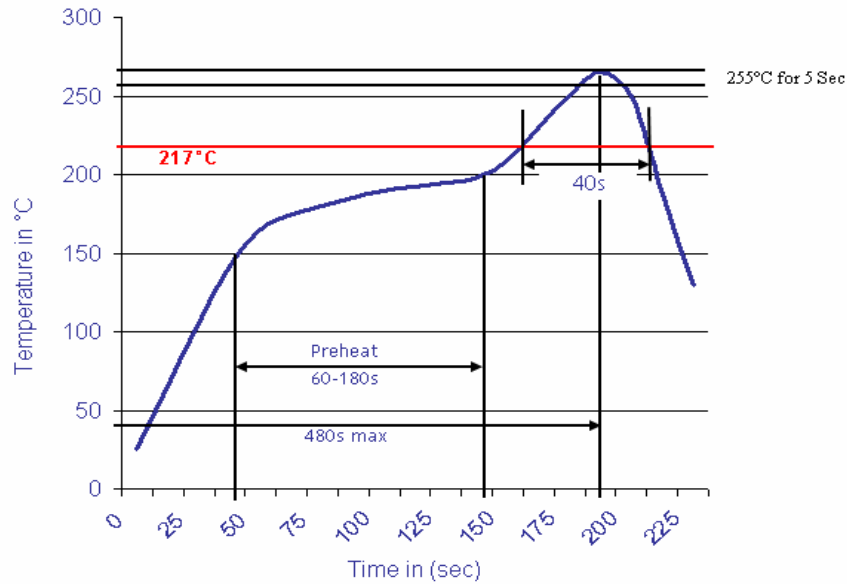


Odering Information

Serie	-	Number of Contact	Contact Plating	Insulator Color	Packing Style					
T28H001	-	03	T	2	TU					
EDCON-Serie	-	03 = 3 Con. ... 60 = 60 Con.	T = Tin Plated G = Flash Gold	2 = Ivory (Standard) 1 = Black	TU = Tube (Standard) TR = Tape Reel (on Request)					

Soldering Profile Curve

Classification Reflow Profile (JEDEC J-STD-020C)



Non-Zif FPC / FFC Connector	
Pitch: 0.50mm	
Part No.:	T28H001

DRW:	Jason	CHKD	Wilson	MATL:	Wilson	TOLERANCE	Mason	DATE	21.04.2013	Customer:
APPD:	Schumi			FINISH	Jamy		Sheet No.	3 from 3		