

EDCON-COMPONENTS



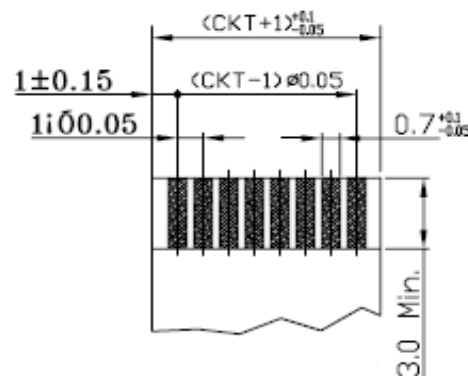
Material

Insulator: LCP
Terminal: Phosphor Bronze

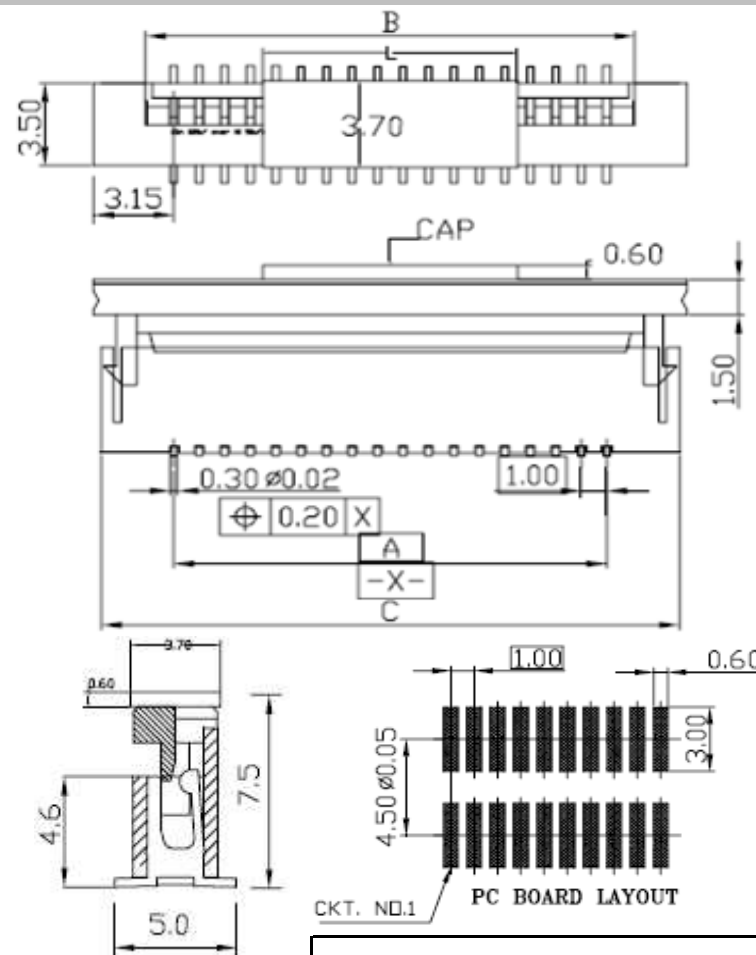
Flash: 0.08 mm max.
Camber: 0.05 mm / cm max.
Warp: 0.05 mm / cm

Deformation: Na, Twist: Na

Pin	L
3 ~ 8	4 mm
9 ~ 30	10 mm



CKT	A	B	C	CKT	A	B	C
3	2	4.2	8	17	16	18.2	22
4	3	5.2	9	18	17	19.2	23
5	4	6.2	10	19	18	20.2	24
6	5	7.2	11	20	19	21.2	25
7	6	8.2	12	21	20	22.2	26
8	7	9.2	13	22	21	23.2	27
9	8	10.2	14	23	22	24.2	28
10	9	11.2	15	24	23	25.2	29
11	10	12.2	16	25	24	26.2	30
12	11	13.2	17	26	25	27.2	31
13	12	14.2	18	27	26	28.2	32
14	13	15.2	19	28	27	29.2	33
15	14	16.2	20	29	28	30.2	34
16	15	17.2	21	30	29	31.2	35



Non-Zif FPC / FFC Connector
Pitch: 1.00mm

Part No.: **T28F006**

DRW:	Jason	CHKD	Wilson	MATL:	Wilson	TOLERANCE	Mason	DATE	12.07.2010	Customer:
APPD:	Schumi			FINISH	Jamy			Sheet No.	1 from 3	

EDCON-COMPONENTS

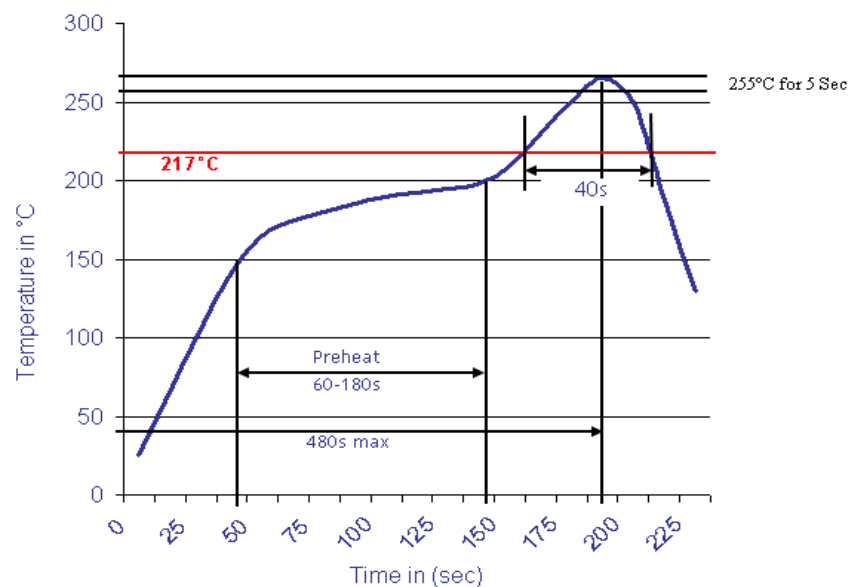


Ordering Information

Serie	-	Number of Contact	Contact Plating	Insulator Color	Packing Style					
T28F006	-	03	T	2	TU					
EDCON-Serie	-	03 = 3 Con.	T = Tin Plated	2 = Ivory (Standard)	TU = Tube (Standard)					
		30 = 30 Con.	G = Flash Gold	1 = Black	TR = Tape Reel (on Request)					

Soldering Profile Curve

Classification Reflow Profile (JEDEC J-STD-020C)



Non-Zif FPC / FFC Connector
Pitch: 1.00mm

Part No.: **T28F006**

DRW:	Jason	CHKD	Wilson	MATL:	Wilson	TOLERANCE	Mason	DATE	12.07.2010	Customer:
APPD:	Schumi			FINISH	Jamy		Sheet No.	2 from 3		