


EDCON-COMPONENTS



Specifications

Features

Glass passivated Die Construction
 Low Reverse Leakage Current; Low Power Loss, High Efficiency; Case to Terminal Isolation 2500V
 Electrically Isolated Epoxy Case for Maximum Heat Dissipation
 UL Registered under File Number # 157705

Mechanical Data

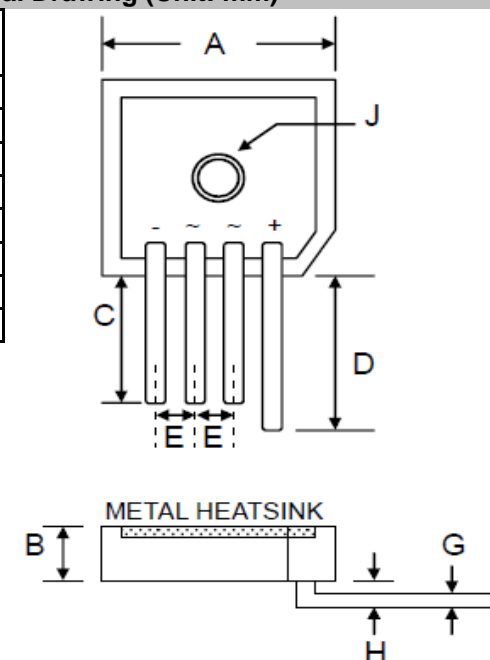
Molded plastic body with Heatsink, Available in both Style Low Profile and Standard Size
 Terminals: plated leads solderable per MIL-STD 202 Method 208
 Polarity symbols marked on body.
 Weight 3,8gram

Maximum Ratings & Electrical Characteristics Ratings at 25°C ambient temperature

	Sym bols	GBPC 3500S	GBPC 3501S	GBPC 3502S	GBPC 3504S	GBPC 3506S	GBPC 3508S	GBPC 3510S	GBPC 3512S	GBPC 3514S	GBPC 3516S	Unit
Maximum reecurrent peak reverse Voltage	VRRM	50	100	200	400	600	800	1000	1200	1400	1600	Volt
Maximum rms Input voltage	VRMS	35	70	140	280	420	560	700				Volt
Maximum dc blocking Voltage	VDC	50	100	200	400	600	800	1000	1200	1400	1600	Volt
Average Rectified Output Current Note 1 @ Ta=50°C	Io	35,0										Amps
Non-Repetitive Peak Forward Surge Current 8,3ms Single half wave superimposed on rated load (Jedec Method)		400										Amps
Forward Voltage per leg		1,1										v
Peak Reverse Current Ta=25°C At Rated DC Blocking Voltage Ta=125°C		5,0 500										µA
I ² t Rating for Fusing (t<8,3ms) (Note 2)		660,0										A ² sec
Typical Juntion Capacitance (Note 3)		300										pf
Typical Thermal Resistacne per leg (Note 1)		1,4										°C/W
Operating and Storage Temperature Range		-65 ~ +150										°C

Technical Drawing (Unit: mm)

Dim	Min.	Max.
A	28,40	28,70
B	10,97	11,23
C	---	21,00
D	---	25,00
E	5,10	---
G	1,20 Ø Nominal	
H	3,05	3,60
J	5,08 Ø Nominal	



Note (1) Mounted on 105x105x3,0mm AL-plate (2) Non-repetitive, for t>1ms and < 8,3ms. (3) Measured at 1,0MHz and applied reverse voltage of 4.0 VDC


**Quad Bridge Rectifier 35A
(Glass Passivated)**

EDCON-Ser. **E18014**

International Serie: **GBPC35xxS**

DRW:	Jason	CHKD:	Wilson	MATL:	Wilson	TOLERANCE	Mason	DATE	10.05.2010
APPD:	Schumi			FINISH	Jamy		Sheet No.	1 from 5	

EDCON-COMPONENTS



Rating & Characteristics Curves (TA=25°C unless otherwise noted)

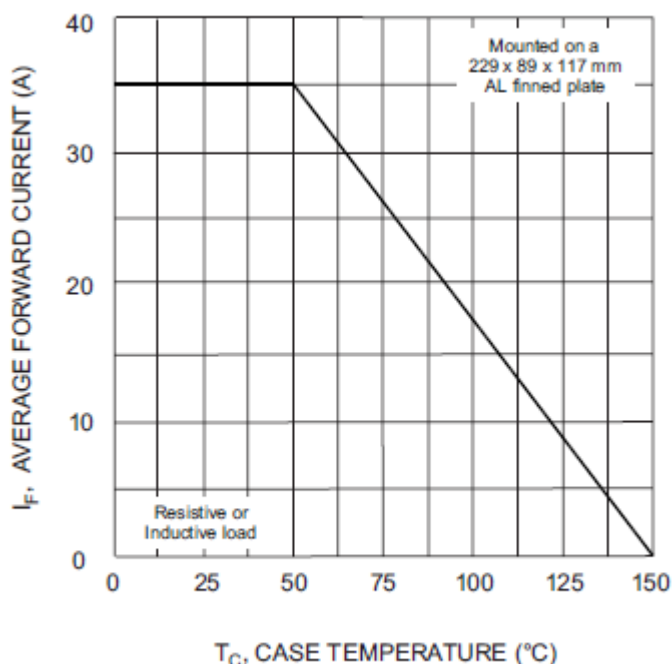


Fig. 1 Forward Current Derating Curve

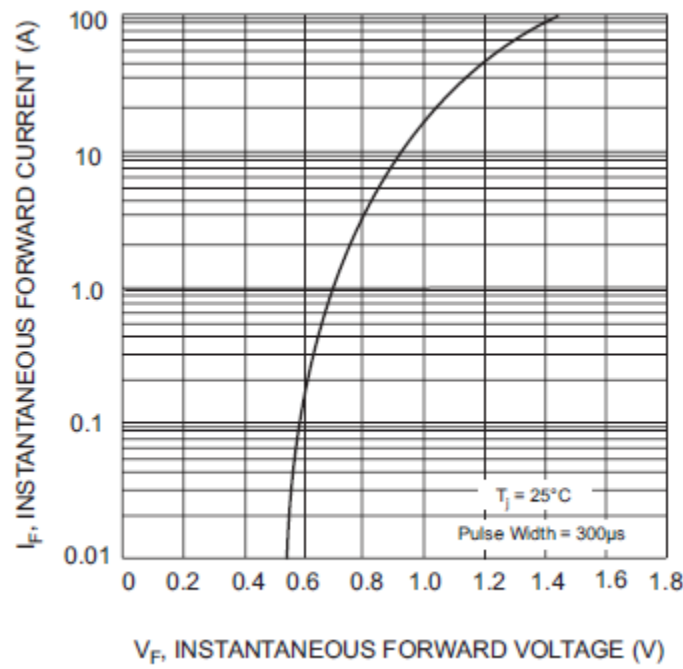


Fig. 2 Typical Forward Characteristics (per element)


Quad Bridge Rectifier 35A (Glass Passivated)	
EDCON-Ser.	E18014
International Serie:	GBPC35xxS

DRW:	Jason	CHKD	Wilson	MATL:	Wilson	TOLERANCE	Mason	DATE	10.05.2010
APPD:	Schumi			FINISH	Jamy		Sheet No.		2 from 5

www.edcon-components.com

email: info@edcon-components.com

EDCON-COMPONENTS



Rating & Characteristics Curves (TA=25°C unless otherwise noted)

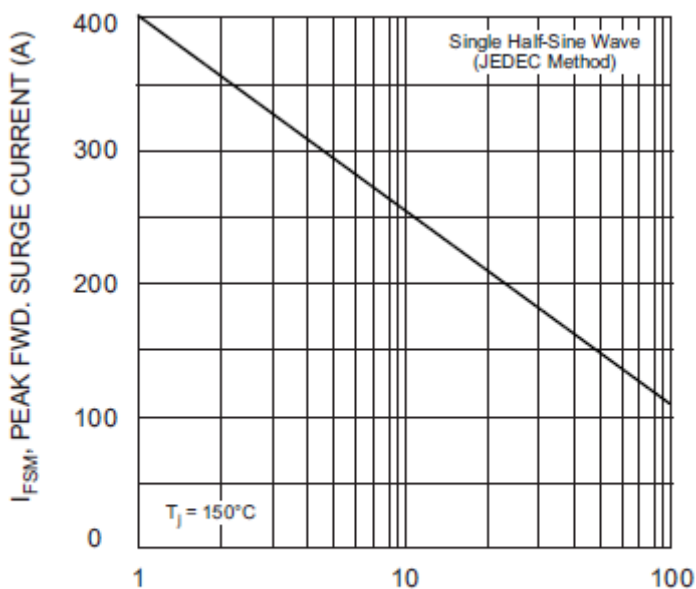


Fig. 3 Max Non-Repertive Surge Current

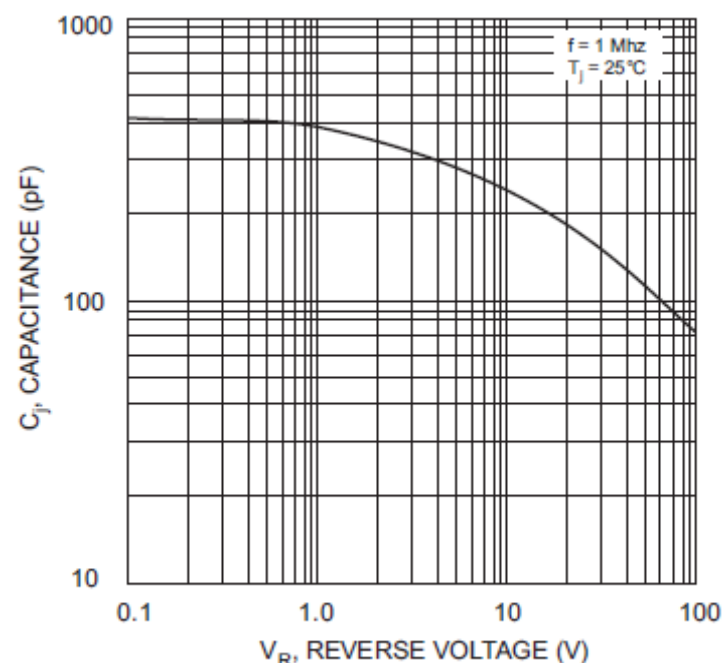



Fig. 4 Typical Junction Capacitance (per element)

**Quad Bridge Rectifier 35A
(Glass Passivated)**

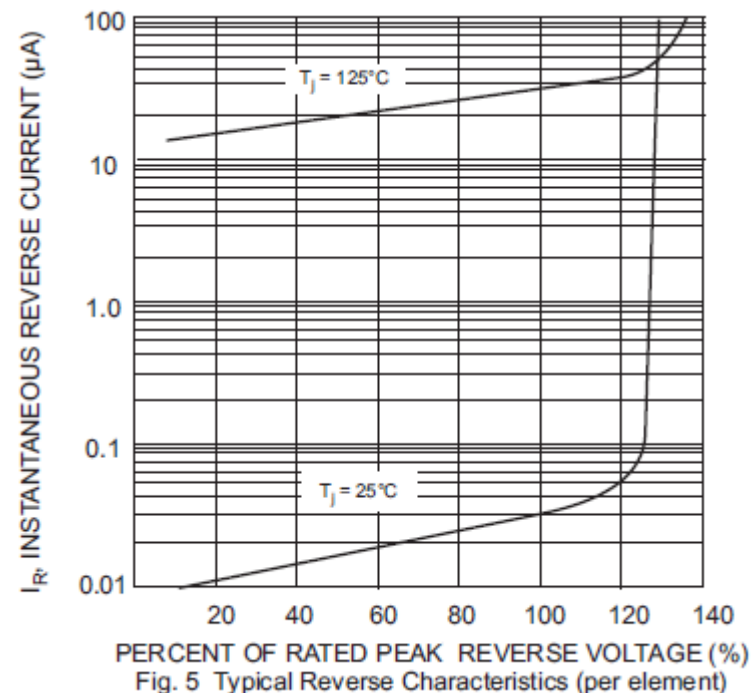
EDCON-Ser. **E18014**

International Serie: **GBPC35xxS**

DRW:	Jason	CHKD	Wilson	MATL:	Wilson	TOLERANCE	Mason	DATE	10.05.2010
APPD:	Schumi			FINISH	Jamy		Sheet No.	3 from 5	



Rating & Characteristics Curves (TA=25°C unless otherwise noted)



Ordering Informations


EDCON Serie	International Type	Lead Function	ROHS	Package
-------------	--------------------	---------------	------	---------

E18014	GBPC35xxS	LL	R	BX
---------------	------------------	-----------	----------	-----------

Look Voltage Code Table	LL = Long Lead	R = ROHS Conform	BX = Box Packing
	L4 = 4mm Lead Length	N = NON ROHS Conform	

Quad Bridge Rectifier 35A (Glass Passivated)	
EDCON-Ser.	E18014
International Serie:	GBPC35xxS

DRW:	Jason	CHKD	Wilson	MATL:	Wilson	TOLERANCE	Mason	DATE	10.05.2010
APPD:	Schumi			FINISH	Jamy		Sheet No.		4 from 5



Soldering Profile Curve

Classification Reflow Profile (JEDEC J-STD-020C)



Quad Bridge Rectifier 35A (Glass Passivated)	
EDCON-Ser.	E18014
International Serie:	GBPC35xxS

DRW:	Jason	CHKD	Wilson	MATL:	Wilson	TOLERANCE	Mason	DATE	10.05.2010
APPD:	Schumi			FINISH	Jamy		Sheet No.	5 from 5	