

EDCON-COMPONENTS



Specifications

Features

- Glass passivated Die Construction
- High Current Capability; High Case Dielectric Strength; High Surge Current Capability
- Plastic Material has UL Flammability Class 94V-0
- UL Registered under File Number # 157705

Mechanical Data

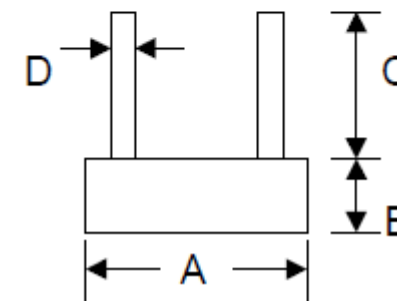
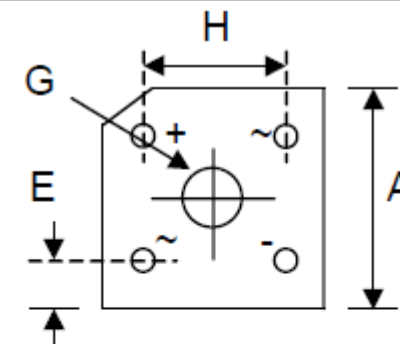
- Molded plastic body
- Terminals: plated leads solderable per MIL-STD 202 Method 208
- Polarity symbols marked on body.
- Weight 3,8gram

Maximum Ratings & Electrical Characteristics Ratings at 25°C ambient temperature

	Sym bols	KBPC 800G	KBPC 801G	KBPC 802G	KBPC80 4G	KBPC 806G	KBPC 808G	KBPC 810G	Unit
Maximum reecurrent peak reverse Voltage	VRRM	50	100	200	400	600	800	1000	Volt
Maximum rms Input voltage	VRMS	35	70	140	280	420	560	700	Volt
Maximum dc blocking Voltage	VDC	50	100	200	400	600	800	1000	Volt
Average Rectified Output Current Note 1 @ Ta=50°C	Io	8,0							Amps
Non-Repetitive Peak Forward Surge Current 8,3ms Single half wave superimposed on rated load (Jedec Method)		160							Amps
Forward Voltage per leg		1,0							V
Peak Reverse Current Ta=25°C At Rated DC Blocking Voltage Ta=125°C		5,0 500							µA
I²t Rating for Fusing (t<8,3ms) (Note 2)		160,0							A²sec
Typical Juntion Capacitance (Note 3)		200							pf
Typical Thermal Resistacne per leg (Note 1)		6,0							°C/W
Operating and Storage Temperature Range		-65 ~ +150							°C
DRW:	Jason	CHKD	Wilson	MATL:	Wilson	TOLERANCE	Mason	DATE	10.05.2010
APPD:	Schumi			FINISH	Jamy			Sheet No.	1 from 5

Technical Drawing (Unit: mm)

DIM	Min.	Max.
A	18,54	19,56
B	6,35	7,6
C	19,0	----
D	1,27Ø Typic.	
E	5,33	7,37
G	Hole for #6 scr	
	3,6	4,0
H	12,2	13,8



Note (1) Mounted on 105x105x3,0mm AL-plate (2) Non-repetitive, for t>1ms and < 8,3ms. (3) Measured at 1,0MHz and applied reverse voltage of 4.0 VDC

Quad Bridge Rectifier 8A (Glass Passivated)

EDCON-Ser. **E18003**

International Serie: **KBPC8xxG**

EDCON-COMPONENTS



Rating & Characteristics Curves (TA=25°C unless otherwise noted)

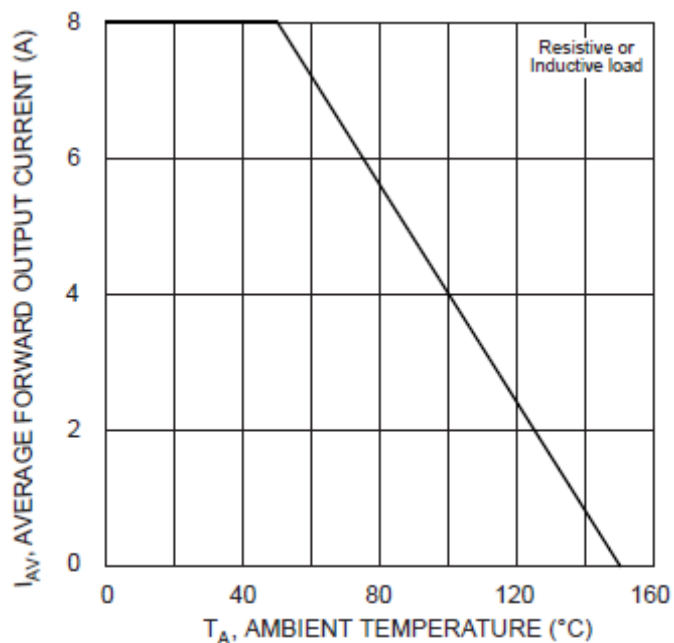


Fig. 1 Forward Current Derating Curve

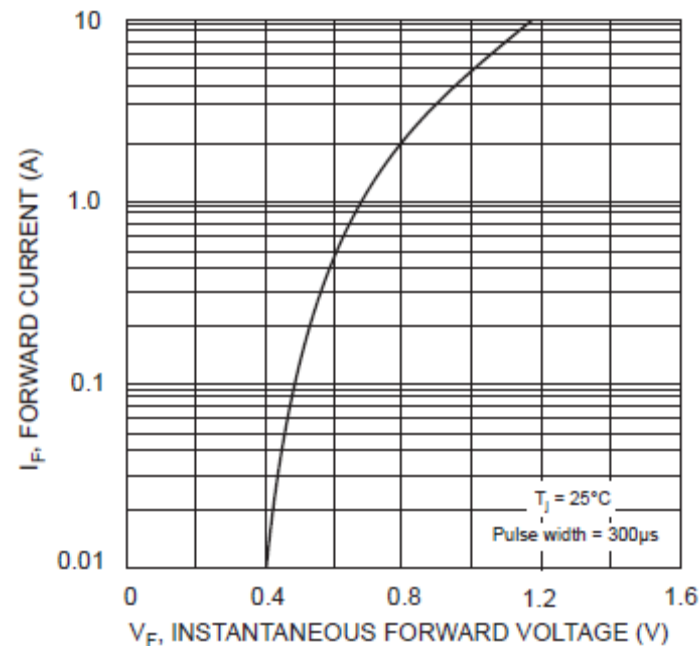


Fig. 2 Typical Forward Characteristics, per element

Quad Bridge Rectifier 8A (Glass Passivated)

EDCON-Ser. **E18003**

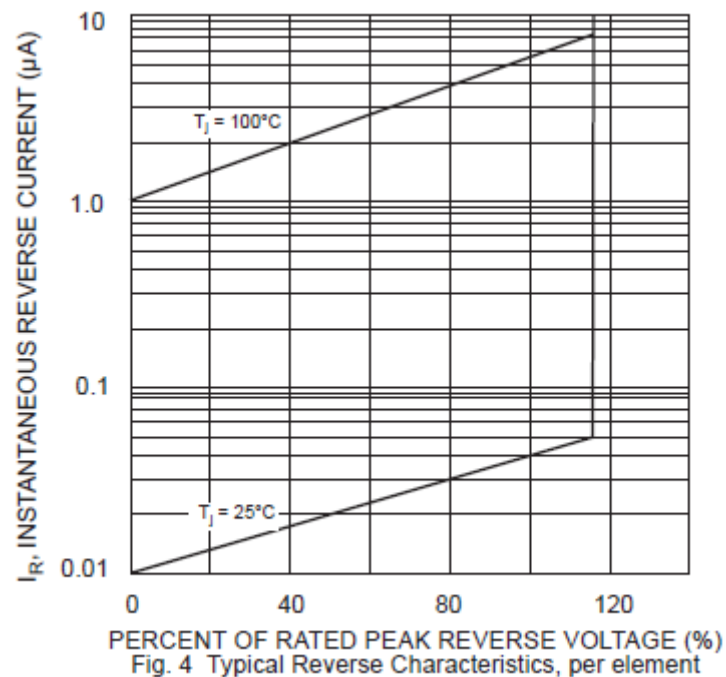
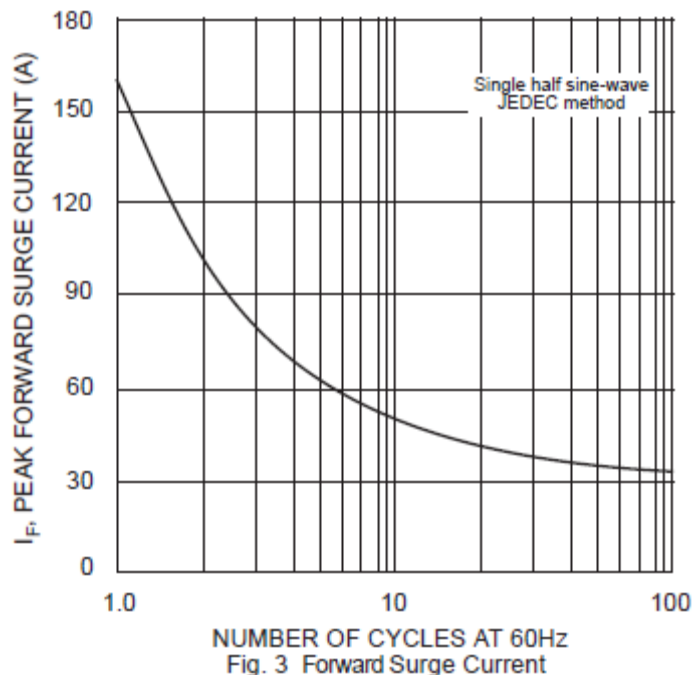
International Serie: **KBPC8xxG**

DRW:	Jason	CHKD	Wilson	MATL:	Wilson	TOLERANCE	Mason	DATE	10.05.2010
APPD:	Schumi			FINISH	Jamy		Sheet No.	2 from 5	

EDCON-COMPONENTS



Rating & Characteristics Curves (TA=25°C unless otherwise noted)



Quad Bridge Rectifier 8A (Glass Passivated)

EDCON-Ser. **E18003**

International Serie: **KBPC8xxG**

DRW:	Jason	CHKD	Wilson	MATL:	Wilson	TOLERANCE	Mason	DATE	10.05.2010
APPD:	Schumi			FINISH	Jamy		Sheet No.	3 from 5	

EDCON-COMPONENTS



Ordering Informations

EDCON Serie	International Type	Lead Function	ROHS	Package						
-------------	--------------------	---------------	------	---------	--	--	--	--	--	--

E18003	KBPC8xxG	LL	R	BX						
---------------	-----------------	-----------	----------	-----------	--	--	--	--	--	--

Look Voltage Code Table	LL = Long Lead	R = ROHS Conform	BX = Box Packing
	L4 = 4mm Lead Length	N = NON ROHS Conform	

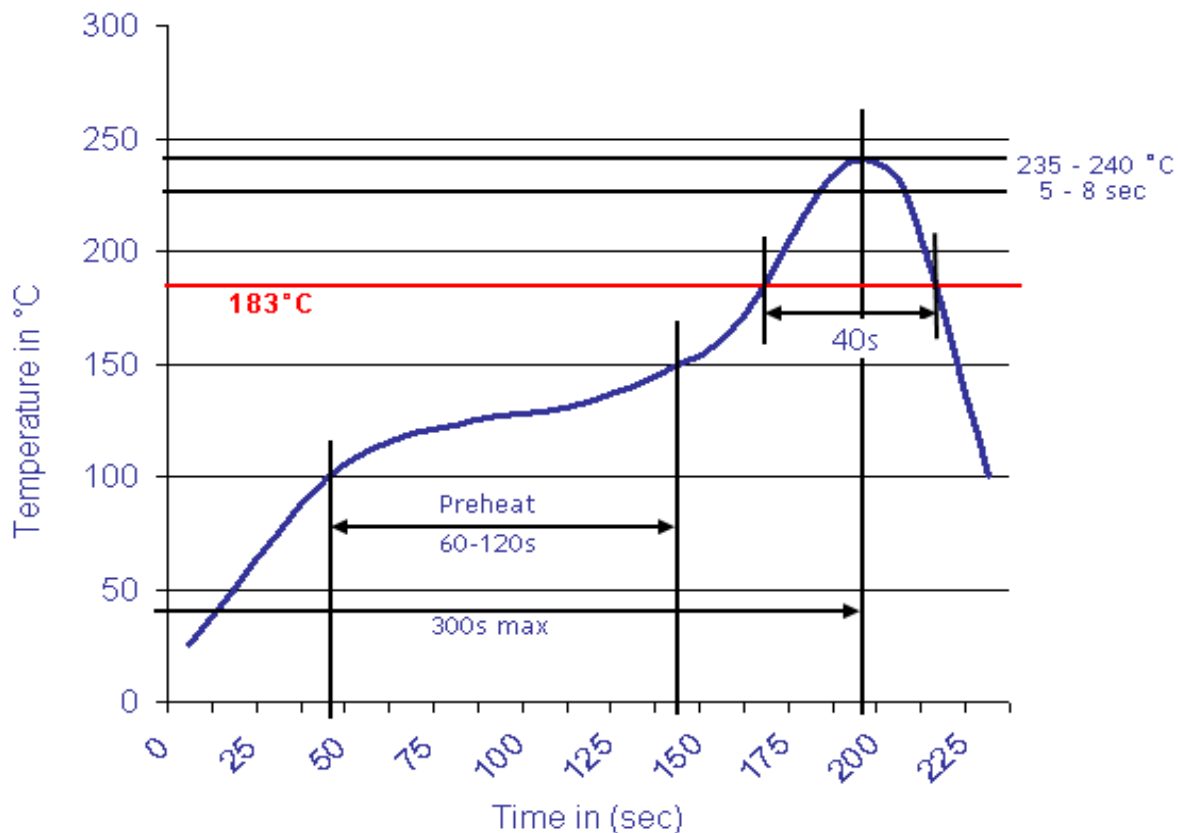
Quad Bridge Rectifier 8A (Glass Passivated)	
EDCON-Ser.	E18003
International Serie:	KBPC8xxG

DRW:	Jason	CHKD	Wilson	MATL:	Wilson	TOLERANCE	Mason	DATE	10.05.2010
APPD:	Schumi			FINISH	Jamy			Sheet No.	4 from 5



Soldering Profile Curve

Classification Reflow Profile (JEDEC J-STD-020C)



Quad Bridge Rectifier 8A (Glass Passivated)	
EDCON-Ser.	E18003
International Serie:	KBPC8xxG

DRW:	Jason	CHKD	Wilson	MATL:	Wilson	TOLERANCE	Mason	DATE	10.05.2010
APPD:	Schumi			FINISH	Jamy		Sheet No.	5 from 5	