

# EDCON-COMPONENTS



## Specifications

### Features

- Glass passivated Die Construction
- High Current Capability; High Case Dielectric Strength; High Surge Current Capability
- Plastic Material has UL Flammability Class 94V-0
- UL Registered under File Number # 157705

### Mechanical Data

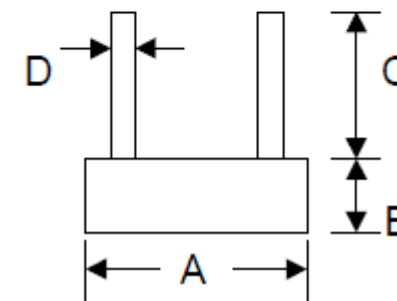
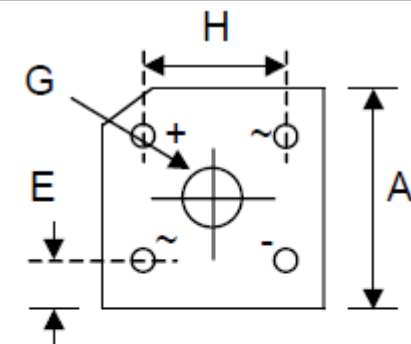
- Molded plastic body
- Terminals: plated leads solderable per MIL-STD 202 Method 208
- Polarity symbols marked on body.
- Weight 3,8gram

### Maximum Ratings & Electrical Characteristics Ratings at 25°C ambient temperature

	Sym bols	KBPC 600G	KBPC 601G	KBPC 602G	KBPC 604G	KBPC 606G	KBPC 608G	KBPC 610G	Unit
Maximum reecurrent peak reverse Voltage	VRRM	50	100	200	400	600	800	1000	Volt
Maximum rms Input voltage	VRMS	35	70	140	280	420	560	700	Volt
Maximum dc blocking Voltage	VDC	50	100	200	400	600	800	1000	Volt
Average Rectified Output Current Note 1 @ Ta=50°C	Io	6							Amps
Non-Repetitive Peak Forward Surge Current 8,3ms Single half wave superimposed on rated load (Jedec Method)		160							Amps
Forward Voltage per leg		1							V
Peak Reverse Current Ta=25°C At Rated DC Blocking Voltage Ta=125°C		5,0 500							µA
I <sup>2</sup> t Rating for Fusing (t<8,3ms) (Note 2)		127,0							A <sup>2</sup> sec
Typical Junction Capacitance (Note 3)		186			90				pf
Typical Thermal Resistacne per leg (Note 1)		7,3							°C/W
Operating and Storage Temperature Range		-65 ~ +150							°C
DRW:	Jason	CHKD	Wilson	MATL:	Wilson	TOLERANCE	Mason	DATE	10.05.2010
APPD:	Schumi			FINISH	Jamy			Sheet No.	1 from 5

## Technical Drawing (Unit: mm)

DIM	Min.	Max.
A	14,73	15,75
B	5,84	6,86
C	19,0	----
D	0,76Ø Typic.	
E	1,7	2,7
G	Hole for #6 scr	
	3,6	4,0
H	10,3	11,3



Note (1) Mounted on 105x105x3,0mm AL-plate (2) Non-repetitive, for t>1ms and < 8,3ms. (3) Measured at 1,0MHz and applied reverse voltage of 4.0 VDC

**Quad Bridge Rectifier 6A (Glass Passivated)**

EDCON-Ser. **E18002**

International Serie: **KBPC6xxG**



## Rating & Characteristics Curves (TA=25°C unless otherwise noted)

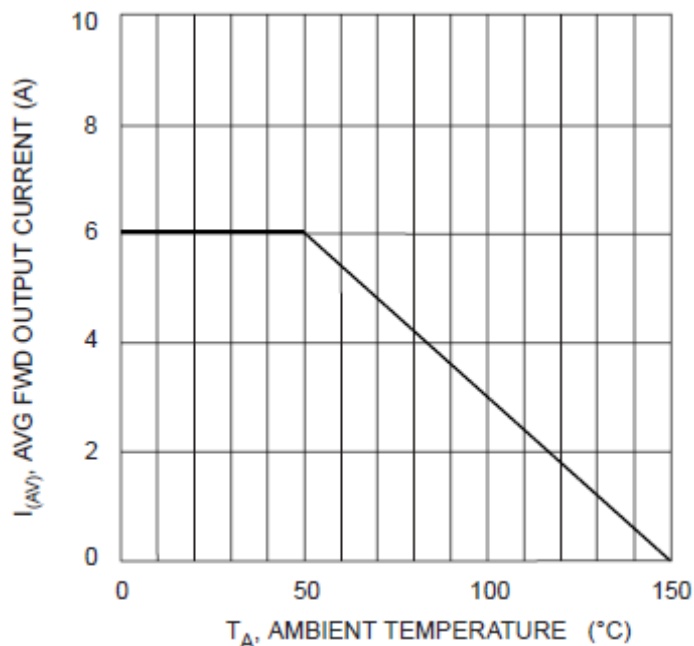


Fig. 1 Forward Current Derating Curve

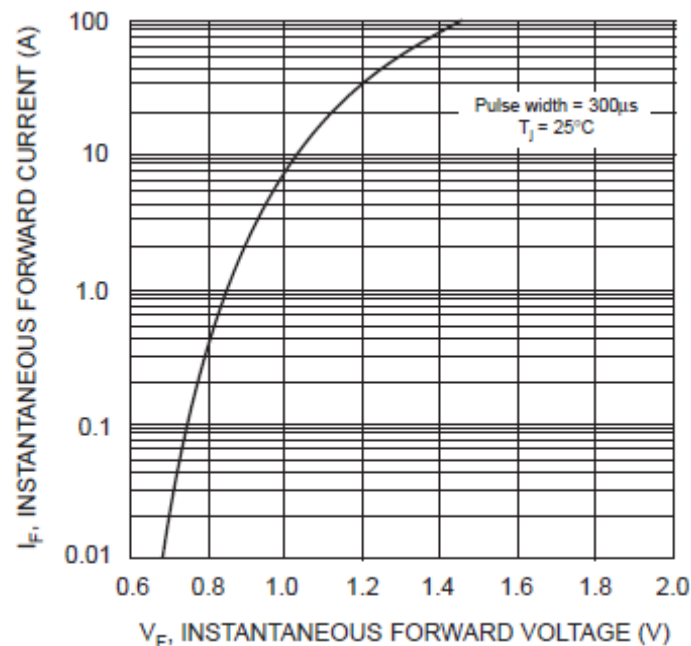


Fig. 2 Typical Forward Characteristics, per element

**Quad Bridge Rectifier 6A (Glass Passivated)**

EDCON-Ser. **E18002**

International Serie: **KBPC6xxG**

DRW:	Jason	CHKD	Wilson	MATL:	Wilson	TOLERANCE	Mason	DATE	10.05.2010
APPD:	Schumi			FINISH	Jamy		Sheet No.	2 from 5	

# EDCON-COMPONENTS



## Rating & Characteristics Curves (TA=25°C unless otherwise noted)

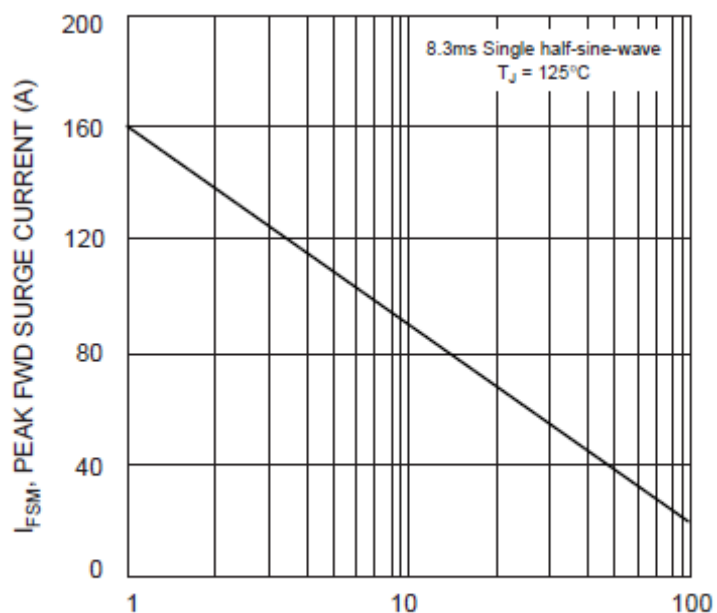


Fig. 3 Peak Forward Surge Current

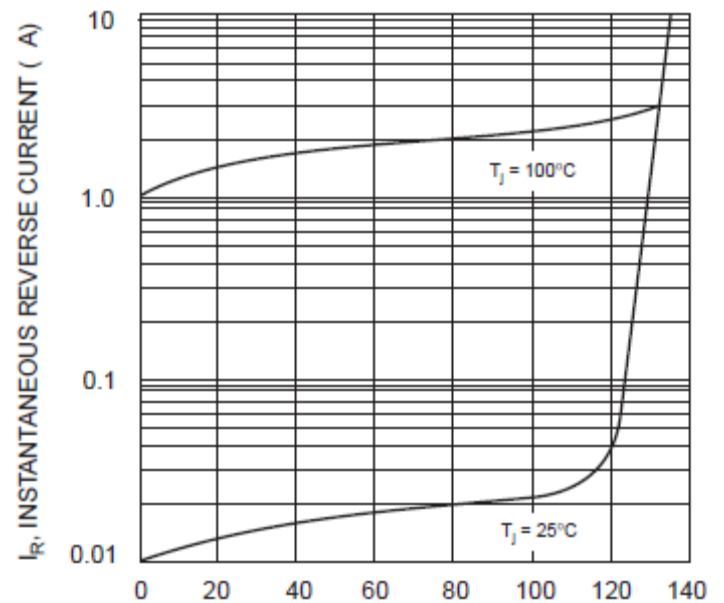


Fig. 4 Typical Reverse Characteristics

**Quad Bridge Rectifier 6A (Glass Passivated)**

EDCON-Ser. **E18002**

International Serie: **KBPC6xxG**

DRW:	Jason	CHKD	Wilson	MATL:	Wilson	TOLERANCE	Mason	DATE	10.05.2010
APPD:	Schumi			FINISH	Jamy		Sheet No.	3 from 5	

[www.edcon-components.com](http://www.edcon-components.com)

email: [info@edcon-components.com](mailto:info@edcon-components.com)

# EDCON-COMPONENTS



## Ordering Informations

EDCON Serie	International Type	Lead Function	ROHS	Package						
-------------	--------------------	---------------	------	---------	--	--	--	--	--	--

<b>E18002</b>	<b>KBPC6xxG</b>	<b>LL</b>	<b>R</b>	<b>BX</b>						
---------------	-----------------	-----------	----------	-----------	--	--	--	--	--	--

Look Voltage Code Table	<b>LL</b> = Long Lead	<b>R</b> = ROHS Conform	<b>BX</b> = Box Packing
	<b>L4</b> = 4mm Lead Length	<b>N</b> = NON ROHS Conform	

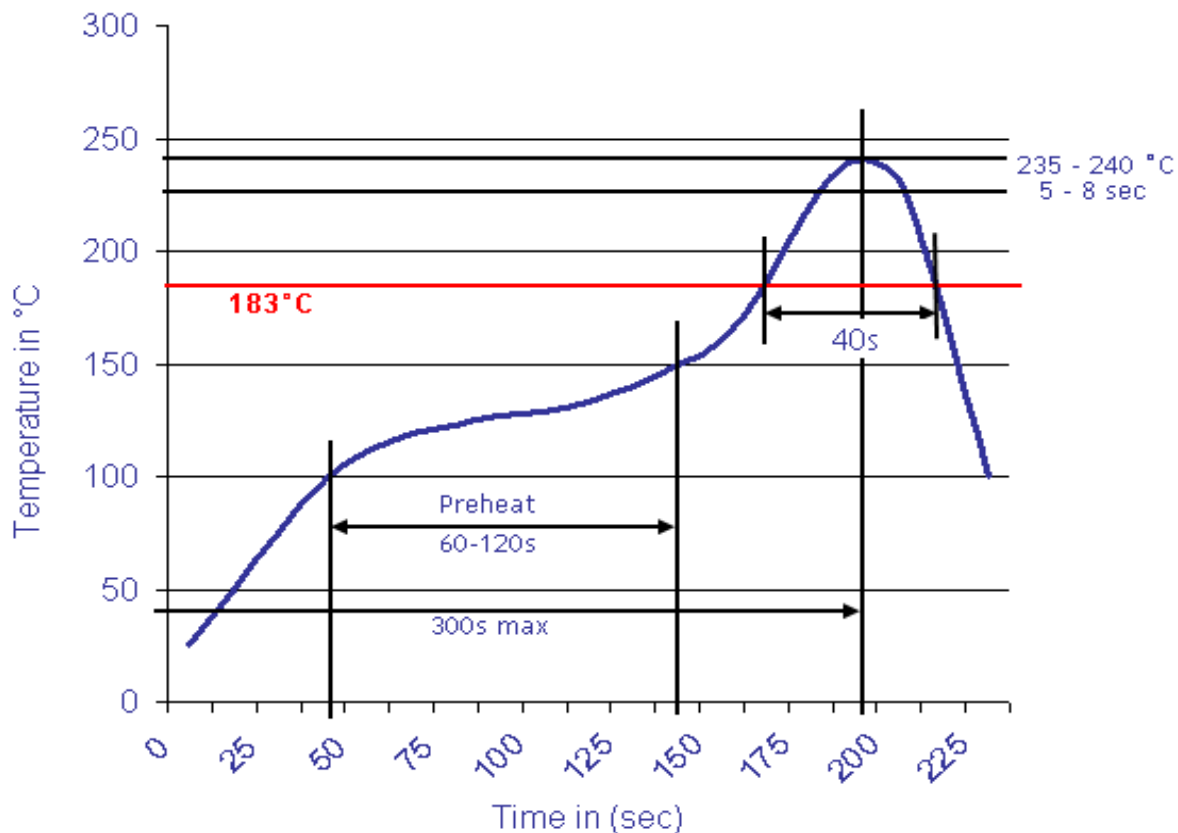
<b>Quad Bridge Rectifier 6A (Glass Passivated)</b>	
EDCON-Ser.	<b>E18002</b>
International Serie:	<b>KBPC6xxG</b>

DRW:	Jason	CHKD	Wilson	MATL:	Wilson	TOLERANCE	Mason	DATE	10.05.2010
APPD:	Schumi			FINISH	Jamy			Sheet No.	4 from 5



Soldering Profile Curve

Classification Reflow Profile (JEDEC J-STD-020C)



<b>Quad Bridge Rectifier 6A (Glass Passivated)</b>	
EDCON-Ser.	<b>E18002</b>
International Serie:	<b>KBPC6xxG</b>

DRW:	Jason	CHKD	Wilson	MATL:	Wilson	TOLERANCE	Mason	DATE	10.05.2010
APPD:	Schumi			FINISH	Jamy		Sheet No.	5 from 5	