

EDCON-COMPONENTS



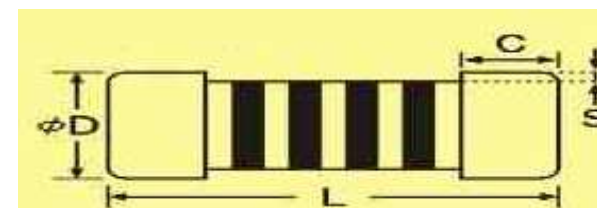
Characteristics

Item	Characteristics	Test Method
Operating Temp. Range	. -55°C ~ 155°C	
Temperature Coefficient	. +/- 200ppm/°C	JIS-C 5202; 5,2
Short Time overload	. +/- 2%	Rating Voltage x 2.5 or Max. Overload voltage for 5 sec. Whichever less
Resistance to Soldering heat	. +/- 2%	260°C +/- 5sec, 5sec +/- 1 sec
Insulation Resistance	Over 10 ³ M Ohm	JIS-C 5202; 5.6 A
Load Life Humidity	. +/- 5%	40°C +/- 2°C, 90%~95% R, 1000h, 1,5h "on" / 0,5h "off" cycle
Load Life	. +/- 5%	70°C +/- 2°C, 1000h, 1,5h "on" / 0,5h "off" cycle
Solderability	90% Coverage Min.	235°C +/- 5sec, 2sec +/- 0,5 sec
Bending test	. +/- 1%	Holding point width 90mm, Bending 5mm, 1 time
Non-Combustibility	The resistor shall withstand Overload test in accordance with Article UL-94, V-0 without producing a fire hazard.	

Technical Informations

Serie	Size	Dimensions (mm)			S	
		L	D	C	Max	Min
X23034	0515	15,2 / +/-0,3	5,3 / +/-0,3	2,6 / +/-0,2	0,5	+/- 0,1

Technical Drawing Case



Packing Informations

Serie	Size	Tape/Reel	Bulk	Carton
X23034	0515	NO	500PCS	5000PCS

Fusible Melf Resistor Size 0515

Part No.: **X23034**

Customer:

DRW:	Jason	CHKD	Wilson	MATL:	Wilson	TOLERANCE	Mason	DATE	10.04.2009
APPD:	Schumi			FINISH	Jamy		Sheet No.		1 from 4

EDCON-COMPONENTS



Range Specification Value

Following is the fusing times of power rating. If continuing 60sec., tested then within 30 minutes under regular temp. Without power burden that rest resistance is 100 times up more than beginning resistance but the voltage must be automatic adjustment.

Size	Power	Power Code	Fusing Times					Fusing Time
			X40	X30	X25	X20	X16	
0515	2,0W	E		0,1 ~ 0,18	0,2 ~ 0,43	0,47 ~ 2,0	2,2 ~ 5K	within 60 Sec.
	3,0W	F						

1. The Fusing Time and Fusing Times Set can be complied with buyers request in advance.
2. This Fusing characteristics are in constant voltage circuit.

3. Fusing voltage: $\sqrt{\text{Power Rating} \times \text{Resistance} \times \text{Fusing Multiplier}}$

**Fusible Melf Resistor Size
0515**

Part No.: **X23034**

DRW:	Jason	CHKD	Wilson	MATL:	Wilson	TOLERANCE	Mason	DATE	10.04.2009
APPD:	Schumi			FINISH	Jamy		Sheet No.	2 from 4	

Customer: email: info@edcon-components.com

EDCON-COMPONENTS



Ordering Informations

Serie	Range Code	Ordering Power Code	T.C.R Code	Tolerance Code	ROHS	Packing Code				
X23034	1R0	D	1	J	R	TR15				

1R0= 1,0R Resistance Range look table	E= 2,0W	1= +/- 200ppm	J= Tol. +/- 5%	R= ROHS Conform	TR15= Tape Reel 1500PCS
	F= 3,0W			N= NON ROHS	

**Fusible Melf Resistor Size
0515**

Part No.: **X23034**

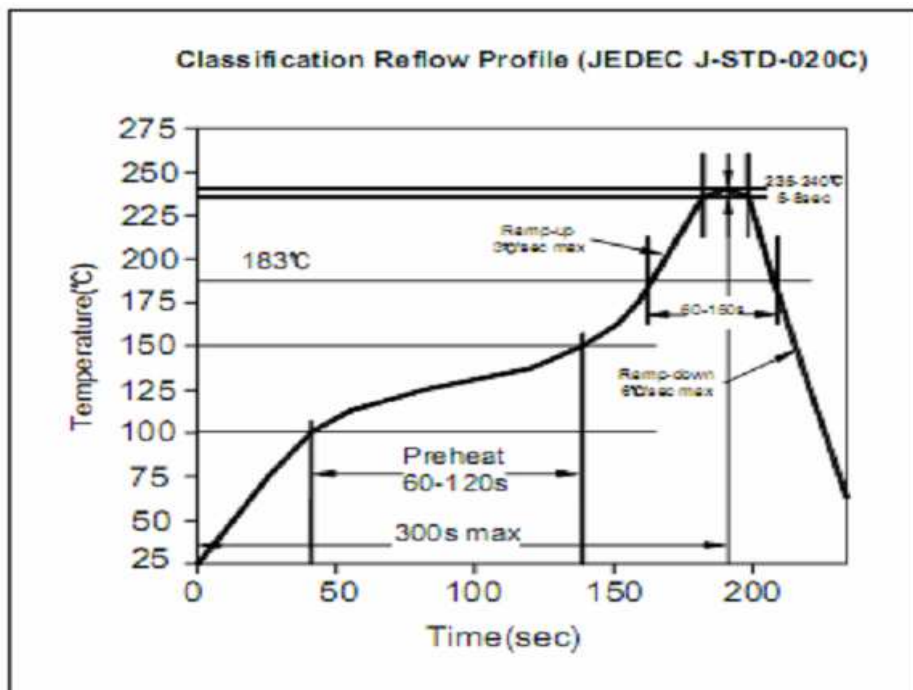
DRW:	Jason	CHKD	Wilson	MATL:	Wilson	TOLERANCE	Mason	DATE	10.04.2009	Customer:
APPD:	Schumi			FINISH	Jamy		Sheet No.	3 from 4		

EDCON-COMPONENTS

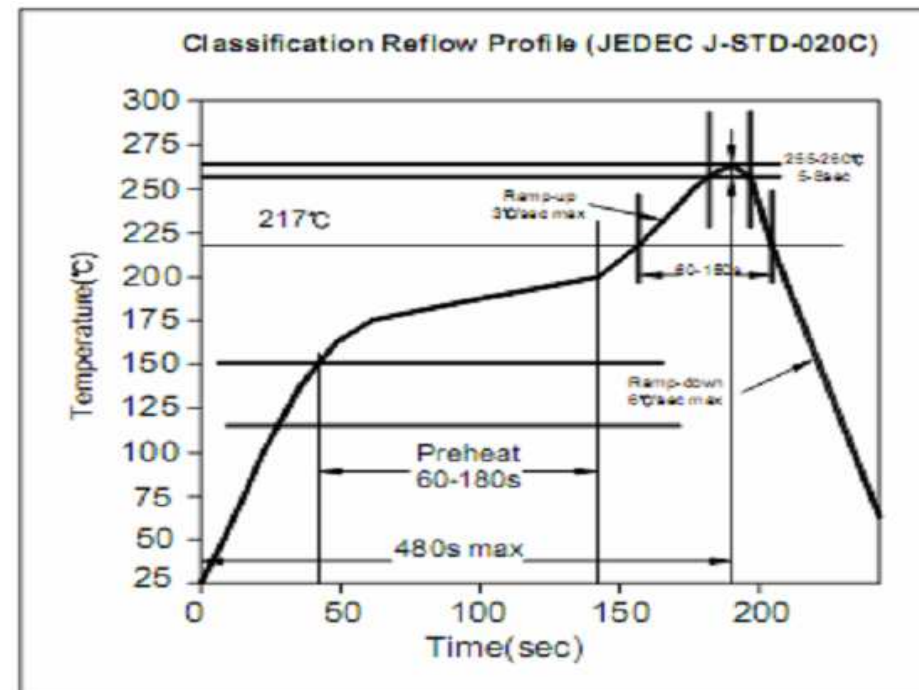


Soldering Profile Curve

Soldering Profile for Lead Soldering



Soldering Profile for Lead Free Soldering



**Fusible Melf Resistor Size
0515**

Part No.: **X23034**

DRW:	Jason	CHKD	Wilson	MATL:	Wilson	TOLERANCE	Mason	DATE	10.04.2009	Customer:
APPD:	Schumi			FINISH	Jamy		Sheet No.	4 from 4		